







H-6

Division of Marine







002  
00179

2

61161  
Smith  
119

# BULLETIN

OF THE

# BRITISH ORNITHOLOGISTS' CLUB.



EDITED BY

DAVID SETH-SMITH, F.Z.S.

---

VOLUME XXXVIII.  
SESSION 1917-1918.

---

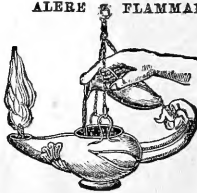
LONDON:

WITHERBY & CO., 326 HIGH HOLBORN.

---

JULY 1918.

ALERE FLAMMAM.



PRINTED BY TAYLOR AND FRANCIS,  
RED LION COURT, FLEET STREET.



## PREFACE.

---

It is a matter of some satisfaction that the British Ornithologists' Club has been able to carry on for another Session during the fourth year of the greatest and most devastating war that the world has ever known. The attendances have naturally somewhat decreased, the total number for the past Session being 224, of which 27 were Visitors, against 252, of which 38 were Visitors during the previous Session.

Thanks mainly to the energetic work of our Chairman Lord Rothschild, Dr. Hartert, Mr. Stuart Baker, and Mr. Chubb, a number of new forms have been described and the interest of the meetings of the Club maintained in spite of the impossibility of field-work being carried out.

The March Meeting was held conjointly with the Annual B. O. U. dinner and the Members of the Club were delighted to welcome two Lady-members of the Union. The meeting was, as usual, devoted to an exhibition of lantern-slides of birds, their nests, eggs and nesting sites, and the beautiful series of slides shown were much appreciated.

With the June Meeting of the Club Lord Rothschild concluded his five years' term of office as Chairman, and the

Meeting expressed a hearty vote of thanks to his Lordship for the very able manner in which he had fulfilled his office.

A word of praise is due to the printers of the 'Bulletin' who, in spite of great difficulties due to the shortage of staff and material, have produced the 'Bulletin' with their usual promptitude and accuracy.

(Signed) D. SETH-SMITH,  
*Editor.*

*London, July 1918.*

R U L E S  
OF THE  
BRITISH ORNITHOLOGISTS' CLUB.

*(As amended, July 12th, 1916.)*

---

I. This Club was founded for the purpose of facilitating the social intercourse of Members of the British Ornithologists' Union. Any Ordinary Member of that Union can become a Member of this Club on payment (to the Treasurer) of an entrance fee of *One Pound* and a subscription of *Seven Shillings and Sixpence* for the current Session. Resignation of the Union involves resignation of the Club.

II. Members who have not paid their subscriptions before the last Meeting of the Session, shall cease, *ipso facto*, to be Members of the Club, but may be reinstated on payment of arrears.

III. Ordinary Members of the British Ornithologists' Union may be introduced as Visitors at the Meetings of the Club, but every Member of the Club who introduces a Member of the B. O. U. as a Visitor (to the dinner or to the Meeting afterwards) shall pay *One Shilling* to the Treasurer *on each occasion*.

IV. No gentleman shall be allowed to attend the Meetings of the Club as a guest on more than three occasions during any single Session.

V. The Club shall meet, as a rule, on the Second Wednesday in every Month, from October to June inclusive, at such hour and place as may be arranged by the Committee. At these Meetings papers upon ornithological subjects shall be read, specimens exhibited, and discussion invited.

VI. An Abstract of the Proceedings of the B. O. C. shall be printed as soon as possible after each Meeting, under the title of the 'Bulletin of the British Ornithologists' Club,' and distributed gratis to every Member *who has paid his subscription*. Copies of this Bulletin shall be published and sold at *One Shilling* each.

Descriptions of new species may be added to the last page of the 'Bulletin,' although such were not communicated at the Meeting of the Club. This shall be done at

the discretion of the Editor and so long as the publication of the 'Bulletin' is not unduly delayed thereby.

Any person speaking at a Meeting of the Club shall be allowed subsequently to amplify his remarks in the 'Bulletin'; but no fresh matter shall be incorporated with such remarks.

VII. The affairs of this Club shall be managed by a Committee, to consist of the Chairman, who shall be elected for five years, at the end of which period he shall not be eligible for re-election for the next term, the Editor of the 'Bulletin,' the Secretary and Treasurer, and the Editor of 'The Ibis,' *ex officio*, with three other Members, one of whom shall be changed every year. Officers and Members of the Committee shall be elected by the Members of the Club at a General Meeting, and the names of such Officers and Members of Committee, nominated for the ensuing year, shall be circulated with the preliminary notice convening the General Meeting at least two weeks before the Meeting. Should any Member wish to substitute another candidate, the nomination of such, signed by at least two Members, must reach the Secretary at least one clear week before the Annual General Meeting.

Amendments to the Standing Rules of the Club, as well as very important or urgent matters, shall be submitted to Members, to be voted upon at a General Meeting.

VIII. A General Meeting of the B. O. C. shall be held on the day of the October Meeting of each Session, and the Treasurer shall present thereat the Balance-sheet and Report; and the election of Officers and Committee, in so far as their election is required, shall be held at such Meeting.

IX. Any Member desiring to make a complaint of the manner in which the affairs of the Club are conducted must communicate in writing with the Chairman, who will call a Committee Meeting to deal with the matter.

---

#### COMMITTEE 1917-1918.

The Lord ROTHSCHILD, Ph.D., F.R.S., *Chairman*.

DAVID SETH-SMITH, *Editor of the 'Bulletin.'*

C. G. TALBOT-PONSONBY, *Secretary and Treasurer*.

E. G. B. MEADE-WALDO (*Vice-Chairman*).

W. L. SCLATER, M.A., *Editor of 'The Ibis' (Vice-Chairman)*.

E. C. STUART BAKER.

H. MUNT.

## LIST OF MEMBERS

JUNE 1918.

---

- ADAMS, ERNEST E. ; Lloyd's, Royal Exchange, E.C. 3.  
ALDWORTH, Capt. T. P.  
ALEXANDER, H. G. ; King's College, Cambridge.  
APLIN, OLIVER VERNON ; Bloxham, Banbury, Oxon.  
ARUNDEL, Major W. B. ; High Ackworth, Pontefract.  
BAHR, P. H. ; 12 Vicarage Gardens, Kensington, W. 8.  
BAKER, E. C. STUART ; 6 Harold Road, Upper Norwood, S.E. 19.  
BAKER, Dr. J. C. ; Ceely House, Aylesbury.  
BANNERMAN, DAVID A., B.A. ; 6 Palace Gardens Terrace, W. 8.  
BARCLAY, HUGH GURNEY ; Colney Hall, Norwich.  
BAYNES, GEORGE K. ; 120 Warwick Street, S.W. 1.  
BIDWELL, EDWARD ; 1 Trig Lane, Upper Thames Street, E.C. 4.  
BLAAUW, F. E., C.M.Z.S. ; Gooilust, s'Graveland, Noord-Holland.  
BONHOTE, JOHN LEWIS, M.A. ; Zoological Gardens, Giza, Egypt.  
BOORMAN, S. ; Heath Farm, Send, Woking, Surrey.  
BOOTH, H. B. ; "Ryhill," Ben Rhydding.  
BORREER, C. D. ; 6 Durham Place, Chelsea, S.W. 3.  
BRADFORD, A. D. ; Upton Lodge, Watford.  
BRADFORD, Sir J. ROSE, F.R.S. ; 8 Manchester Square, W. 1.  
BRIGGS, T. H. ; Rock House, Lynmouth R.S.O., Devon.  
BRISTOWE, B. A. ; Ashford Farm, Stoke D'Abernon, Cobham,  
Surrey.  
BUNYARD, P. F. ; 57 Kidderminster Road, Croydon.  
BUXTON, ANTHONY ; Knighton, Buckhurst Hill, Essex.  
BUXTON, P. A. ; Fairhill, Tonbridge.  
CARROLL, CLEMENT JOSEPH ; Rocklow, Fethard, Co. Tipperary,  
Ireland.  
CHASE, R. W. ; Herne's Nest, Bewdley, Worcestershire.

- CHUBB, CHARLES; British Museum (Natural History), Cromwell Road, S.W. 7.
- CLARKE, Brig.-General GOLAND VAN HOLT, D.S.O.; Brook House, Hayward's Heath, Sussex.
- CLARKE, JOHN P. STEPHENSON; Borde Hill, Cuckfield, Sussex.
- CLARKE, Col. STEPHENSON ROBERT, C.B.; Borde Hill, Cuckfield, Sussex.
- CLARKE, WILLIAM EAGLE, LL.D., F.R.S.E. (*President B. O. U.*); Royal Scottish Museum, Edinburgh.
- COLES, RICHARD EDWARD; Rosebank, New Milton S. O., Hants.
- COLLETT, A. K.; 5 Stone Buildings, Lincoln's Inn, W.C. 2.
- COLLIER, CHARLES; Bridge House, Culmstock, Devon.
- CURTIS, FREDERICK, F.R.C.S.; Alton House, Redhill, Surrey.
- DAVIDSON, J.; 32 Drumsheugh Gardens, Edinburgh.
- DAVIS, K. J. ACTON, F.R.C.S.; 24 Upper Berkeley Street, W. 1.
- DE WINTON, W. E.; Southover Hall, Burwash, Sussex.
- DOBBIE, JAMES B.; 12 South Inverleith Avenue, Edinburgh.
- DOBIE, WILLIAM HENRY, M.R.C.S.; 2 Hunter Street, Chester.
- EARLE, EDWARD V.; 47 Lancaster Gate, W. 2.
- ELLIOT, EDMUND A. S., M.R.C.S.; Slade, Mounts, S. Devon.
- ELLISON, Rev. ALLAN; Althorpe Rectory, Doncaster.
- ELWES, HENRY JOHN, F.R.S.; Colesborne Park, Cheltenham.
- EVANS, ARTHUR HUMBLE, M.A.; 9 Harvey Road, Cambridge.
- EZRA, A.; 110 Mount Street, W. 1.
- FANSHAWE, Captain R. D.; Broxmore, Cavendish Road, Bournemouth.
- FINLINSON, HORACE W.; Lancing College, Shoreham-on-Sea, Sussex.
- FITZHERBERT-BROCKHOLES, W. J.; Claughton-on-Brock, Garstang, Lancashire.
- FLOWER, Major S. S.; Kedah House, Zoological Gardens, Giza, Egypt.
- FORBES, HENRY OGG, LL.D.; Redcliffe, Beaconsfield, Bucks.
- FOSTER, NEVIN H.; Hillsborough, Co. Down, Ireland.
- FROHAWK, F. W.; Uplands, Thundersley, Essex.
- GARNETT, CHARLES; 97 Whitehall Court, S.W. 1.
- GERRARD, JOHN; Silverdale, Worsley, Manchester.
- GIBSON, ERNEST; 25 Cadogan Place, S.W. 1.
- GODMAN, Captain E. S.; Hampsteel, Cowfold, Horsham, Sussex.
- GODMAN, FREDERICK DUCANE, D.C.L., F.R.S.; 45 Pont Street, S.W. 1.
- GOODALL, J. M.; The Nest, Bembridge, Isle of Wight.

- GOODFELLOW, WALTER ; The Poplars, Kettering.
- GOSSE, Capt. PHILIP, M.R.C.S. ; Curtlemead, Beaulieu, Hants.
- GOULD, F. H. CARRUTHERS ; Matham Manor House, East Molesey.
- GRANT, C. H. B. ; Hedingham Cottage, Hampton Road, Twickenham, W.
- GREY OF FALLODEN, The Rt. Hon. EDWARD, Viscount, K.G., P.C. ;  
Fallosen, Christon Bank, Northumberland.
- GRIFFITH, ARTHUR F. ; 59 Montpelier Road, Brighton.
- GURNEY, G. H. ; Keswick Hall, Norwich.
- GURNEY, JOHN HENRY ; Keswick Hall, Norwich.
- HAIGH, GEORGE HENRY CATON ; Grainsby Hall, Great Grimsby,  
Lincolnshire.
- HALE, Rev. JAMES R., M.A. ; Boxley Vicarage, Maidstone, Kent.
- HARFERT, ERNST, Ph.D. ; The Museum, Tring, Herts.
- HAWKER, R. M. ; Bath Club, Dover Street, W. 1.
- HEADLEY, F. W. ; Haileybury College, Hertford.
- HERBERT, E. G. ; c/o Messrs. Cox & Co., R.A.F. Branch, 111 St.  
Martin's Lane, W.C. 2.
- HETT, G. SECCOMBE ; 8 Wimpole Street, W. 1.
- HONY, G. BATHURST ; 4 Beaufort Road, Clifton, Bristol.
- HORSFIELD, HERBERT KNIGHT ; Crescent Hill, Filey, Yorkshire.
- HOWARD, H. ELIOT ; Clarelands, near Stourport.
- HOWARD, ROBERT JAMES ; Shearbank, Blackburn, Lancashire.
- INGRAM, Capt. COLLINGWOOD ; Forrest House, Westgate-on-Sea.
- IREDALE, TOM ; 39 Northcote Avenue, Ealing, W. 5.
- JACKSON, Sir FREDERICK J., C.B., K.C.M.G. ; The Red House,  
Aldeburgh, Suffolk.
- JONES, Major H. ; 41 Vineyard Hill Road, Wimbledon Park,  
S.W. 19.
- JONES, Fleet-Surgeon KENNETH H., R.N. ; Manor House, St. Stephens,  
Canterbury.
- JOURDAIN, Rev. F. C. R., M.A. ; Appleton Rectory, near Abingdon,  
Berks.
- JOY, NORMAN H. ; Thurlestone, Bradfield, near Reading.
- KELSO, J. E. H., M.D. ; Edgewood, Arrow Lakes, British Columbia.
- KINNEAR, NORMAN B. ; Bombay Natural History Society.
- KLOSS, C. BODEN ; Kuala Lumpur, Federated Malay States.
- LA TOUCHE, J. D. ; c/o Custom House, Shasi, Hupeh, China.
- LIDLAW, THOMAS GEDDES ; Bank of Scotland Branch, Duns, N.B.
- LAMBERT, GODFREY C. ; Woodcote, Esher, Surrey.
- LANGTON, HERBERT ; St. Moritz, 61 Dyke Road, Brighton.

- LASCELLES, Hon. GERALD; Tillington House, Petworth.
- LE SOUËF, D.; Zoological Society, Melbourne, Australia.
- LINGS, G. H.; Richmond Hill, Cheadle, Cheshire.
- LODGE, G. E.; 5 Thurloe Studios, Thurloe Square, S. Kensington, S.W. 7.
- LONG, SYDNEY H., M.D.; 31 Surrey Street, Norwich.
- LOWE, P. R., B.A., M.B., B.C.; The Nuns, Stamford.
- LYNES, Captain HUBERT, R.N., C.M.G.; Garthmaillo, Corwen, North Wales.
- MACKWORTH-PRAED, C. W.; Orieltón, Pembroke, S. Wales.
- MACMILLAN, G. A.; 27 Queen's Gate Gardens, S.W. 7.
- MACMILLAN, Captain W. E. F.; 42 Onslow Square, S.W. 7.
- MACPHERSON, ARTHUR HOLTE; 21 Campden Hill Square, Kensington, W. 8.
- MAGRATH, Lieut.-Colonel H. A. F.; c/o Post Office, Busrah, Mesopotamian Expeditionary Force.
- MARSHALL, A. McLEAN; Great Chitcombe, Brede, Sussex.
- MARSHALL, JAMES McLEAN; Bleaton Hallet, Blairgowrie, N.B.
- MASON, Col. E. S.; 10 Lindum Terrace, Lincoln.
- MASSEY, HERBERT; Ivy Lea, Burnage, Didsbury, Manchester.
- MATHEWS, G. M.; Foulis Court, Fair Oak, Hants.
- MAY, W. NORMAN, M.D.; The White House, Sonning, Berks.
- MEADE-WALDO, EDMUND GUSTAVUS BLOOMFIELD (*Vice-Chairman*); Hever Warren, Hever, Kent.
- MEINERTZHAGEN, Colonel R., D.S.O.; The War Office, S.W. R. 1.
- MILLS, Rev. H. HOLROYD; The Rectory, St. Stephen-in-Brannell, Grampound Road, Cornwall.
- MUNN, P. W.; Stourwood Cottage, Stourwood Avenue, Southbourne, Hants.
- MUNT, HENRY; 10 Ashburn Place, South Kensington, S.W. 7.
- MUNT, H. R.; 10 Ashburn Place, South Kensington, S.W. 7.
- MURRAY, Capt. E. MACKENZIE; Woodside, Coupar Angus, Perthshire.
- NESHAM, ROBERT; Utrecht House, Poynder's Road, Clapham Park, S.W. 4.
- NEWMAN, T. H.; Newlands, Harrowdene Road, Wembley, Middlesex.
- NICHOLS, J. B.; Parliament Mansions, Victoria Street, S.W. 1.
- NICHOLSON, F.; Ravenscroft, Windermere.
- NICOLL, MICHAEL J.; Valhalla House, Zoological Gardens, Giza, Egypt.
- OGILVIE-GRANT, W. R.; British Museum (Natural History), Cromwell Road, S.W. 7.



- OLDHAM, CHAS. ; The Bollin, Shrublands Road, Berkhamsted, Herts.
- PARKIN, THOMAS ; Fairseat, High Wickham, Hastings.
- PATTERSON, WILLIAM H. ; 25 Queen's Gate Gardens, S.W. 7.
- PEARSE, THEED ; Courtenay, British Columbia.
- PEARSON, CHARLES EDWARD ; Hillcrest, Lowdham, Nottingham.
- PENROSE, FRANCIS G., M.D. ; Rathkeale, 51 Surrey Road, Bourne-  
mouth.
- PERSHOUSE, Major S. ; Cail Park, Bridge of Dee, Castle Douglas,  
N.B.
- PIGOTT, Sir THOMAS DIGBY, C.B. ; The Lodge, Lower Sheringham.
- PLAYER, W. J. P. ; Wernfadog, Clydach R.S.O., Glamorganshire.
- POPHAM, HUGH LEYBORNE, M.A. ; Houndstreet House, Pensford,  
Somerset.
- PRICE, A. E. ; 4 Mincing Lane, E.C. 3.
- PYCRAFT, W. P. ; British Museum (Natural History), Cromwell  
Road, S.W. 7.
- RATCLIFF, F. R. ; 29 Connaught Square, W. 2.
- RAWSON, HERBERT EVELYN ; Comyn Hill, Ilfracombe.
- READ, ROBERT H. ; Camelot, South Parade, Bedford Park, W. 4.
- RENAUT, W. E. ; 1 Sydney Place, South Kensington, S.W. 7.
- RICHMOND, H. W., F.R.S. ; King's College, Cambridge.
- RICKETT, C. B. ; 27 Kendrick Road, Reading, Berks.
- RIPON, Colonel G. ; United Service Club, Pall Mall, S.W. 1.
- RITCHIE, Captain A. T. A. ; 17 Stratton Street, W. 1.
- RIVIÈRE, B. B., F.R.C.S. ; St. Giles' Plain, Norwich.
- ROBINSON, H. C. ; State Museum, Kuala Lumpur, F. M. States.
- ROTHSCHILD, The Lord, Ph.D., F.R.S. (*Chairman*) ; The Museum,  
Tring, Herts.
- ROTHSCHILD, Hon. N. CHARLES ; Arundel House, Kensington Palace  
Gardens, W. 8.
- RUSSELL, Capt. CONRAD ; 2 Audley Square, W. 1.
- SAPSWORTH, ARNOLD DUER ; 30 Sussex Place, Regent's Park,  
N.W. 1.
- SARGEAUNT, ARTHUR ST. GEORGE ; Exbury, Padstow, Cornwall.
- SARGENT, JAMES ; 76 Jermyn Street, St. James's, S.W. 1.
- SCLATER, WILLIAM LUTLEY, M.A. (*Vice-Chairman*) ; 10 Sloane Court,  
S.W. 1.
- SETH-SMITH, DAVID (*Editor of the 'Bulletin'*) ; 34 Elsworth Road,  
South Hampstead, N.W. 3.
- SETH-SMITH, LESLIE MOFFAT, B.A. ; Tangley, Caterham Valley,  
Surrey ; and Kampala, Uganda.


- SETON, M. C. C. ; 13 Clarendon Road, Holland Park, W. 11.
- SMALLEY, FREDERIC W. ; Cove Hall, North Cove, nr. Beccles, Suffolk.
- SPARROW, Lt.-Col. R. ; Rookwoods, Sible Hedingham, Essex.
- STANFORD, E. FRASER ; 9 Cumberland House, Kensington Court, W. 8.
- STAPLES-BROWNE, Capt. R. C. ; Brashfield House, Bicester, Oxon.
- STARES, J. W. C. ; Portchester, Hants.
- STENHOUSE, J. H., M.B., R.N. ; Royal Naval Hospital, Plymouth.
- STUDDY, Colonel ROBERT WRIGHT ; Waddeton Court, Brixham, Devon.
- STURGE, A. L. ; Lloyd's, Royal Exchange, E.C. 3.
- STYAN, F. W. ; Ben Craig, Bayham Road, Sevenoaks.
- SWANN, HAROLD ; 9 Evelyn Gardens, S.W. 7.
- SWINHOE, Colonel C. ; 4 Gunterstone Road, W. Kensington, W. 14.
- SWYNNERTON, C. F. MASSY ; Gungunyana, Melsetter District, S. Rhodesia.
- TALBOT-PONSONBY, C. G. (*Secretary & Treasurer*) ; 5 Crown Office Row, Temple, E.C. 4.
- TERRY, Major HORACE A. ; Compton Grange, Compton, Guildford.
- TICEHURST, CLAUD B., M.A., M.D. ; Grove House, Lowestoft, Suffolk.
- TICEHURST, N. F., F.R.C.S. ; 24 Pevensey Road, St. Leonards-on-Sea.
- TOWNSEND, R. G. ; Buckholt, Dean, Salisbury.
- TREVOR-BATTYE, AUBYN B. R. ; Ashford Chace, Petersfield, Hants.
- TYRWHITT-DRAKE, HUGH G. ; Cobtree, Sandling, Maidstone.
- UPCHER, HENRY MORRIS ; Sheringham Hall, Sheringham R.S.O.
- VAIZEY, G. de H. ; 53 The Pryors, Hampstead Heath, N.W. 3.
- VAIZEY, K. G. R. ; 26 Cornwall Gardens, S.W. 7.
- VAUGHAN, MATTHEW ; The Limes, Marlborough, Wilts.
- WALLIS, H. M. ; Ashton Lodge, Christchurch Road, Reading.
- WARDLAW-RAMSAY, Colonel R. G. ; Whitehill, Rosewell, Midlothian.
- WHITAKER, JOSEPH I. S. ; Malfitano, Palermo, Sicily.
- WHITE, S. J. ; Chiltern Road, Chesham Bois, Bucks.
- WHYMPER, SAMUEL LEIGH ; Oriental Club, Hanover Square, W. 1.
- WIGLESWORTH, J., Springfield House, Winscombe, Somerset.
- WILD, OLIVER H. ; 29 Viewforth, Edinburgh.

- WILKINSON, JOHNSON ; Vermont, Huddersfield, Yorkshire.  
WILLIAMSON, W. J. F. ; Kingsdon, Bangkok, Siam.  
WILSON, CHARLES JOSEPH ; 34 York Terrace, Regent's Park,  
N.W. 1.  
WITHERBY, HARRY F. ; 326 High Holborn, W.C. 1.  
WITHERINGTON, G. ; 19 Sumner Place, S. Kensington, S.W. 7.  
WOODHOUSE, CECIL, M.D. ; Coaxdon Hall, Axminster.  
WORKMAN, WILLIAM HUGHES ; Lismore, Windsor, Belfast.  
WYNNE, R. O. ; Foulis Court, Fair Oak, Hants.

---

[Members are requested to keep the Secretary informed of  
any changes in their addresses.]

---



# LIST OF AUTHORS

## AND OTHER PERSONS REFERRED TO.

---

	Page
<b>ARCHER, G. F.</b>	
Observations on <i>C. olivæ</i> .....	62
 <b>BAKER, E. C. STUART.</b>	
Description of new subspecies of Indian and Siamese birds .....	7
Description of new subspecies of Bulbuls .....	15
Description of <i>Prinia inornata herberti</i> , subsp. nov. ....	39
Exhibition of lantern-slides illustrating the nests and eggs of rare Indian birds .....	55
Notes from, on <i>Garrulax moniliger</i> .....	64
Communication from, on the species <i>Graucalus macei</i> ....	66
Description of new subspecies of Jungle Myna .....	70
 <b>BEEBE, Capt. C. WILLIAM.</b>	
Account of the establishment and working of the Tropical Research Station founded by the New York Zoological Society in British Guiana .....	45
 <b>BUNYARD, P. F.</b>	
Report on the effect of the severe and prolonged winter of 1916-1917 on our resident birds .....	20
Letter read from Dr. Sydney H. Long on the Bearded Tit, which had been almost exterminated in the Broadland district of Norfolk, owing to the severe winter of 1916-17 .....	34


	Page
<b>BUNYARD, P. F. (cont.).</b>	
Exhibition of eggs of the Swallow, Spotted Flycatcher, and Wood Wren.....	35
Error in description, at the December Meeting, of a clutch of eggs of the Spotted Flycatcher .....	49
Exhibition of, and remarks upon, a clutch of nine eggs with down and feathers of the White-eyed Pochard.....	52
<b>CHUBB, CHARLES.</b>	
Descriptions of three new species of birds from Ecuador and Peru .....	4
Descriptions of three new species of South-American birds.....	17
Observations on two forms of <i>Gymnopelia</i> .....	18
Description of new forms of South-American birds..	29, 47, 53, 83
Communication of descriptions of new subspecies of <i>Attagis</i> .....	40
<b>CLARKE, COL. STEPHENSON.</b>	
Exhibition and description of a new Pigeon from Somali- land .....	61
<b>EZRA, ALFRED.</b>	
Exhibition of lantern-slides illustrating a hunting trip in Assam .....	55
<b>HARTEBT, DR. ERNST.</b>	
Descriptions of three new subspecies of birds .....	6
Description of, and remarks upon, a new subspecies of the Yellow-breasted Azure Titmouse .....	19
Description of a new <i>Herpornis</i> .....	20
Exhibition and description of a new subspecies of a Sun- bird .....	26
Communication of notes on <i>Edolisoma</i> .....	27
Attention called to a slip on p. 35 of the Bulletin of the the B. O. C. on a clutch of eggs of <i>Muscicapa grisola</i> .....	38

	Page
<b>HARTERT, DR. ERNST (cont.).</b>	
A plea for some care in coining new specific, subspecific, or generic names .....	38
Communication of notes on various species of <i>Rhipidura</i> ..	58
Exhibition and description of a new species of Oriole ....	63, 75
Exhibition of, and remarks upon, various forms of <i>Dicaeum trigonostigma</i> .....	73
Exhibition and description of a new subspecies of Red-start .....	78
<b>HAVILAND, MISS MAUD D.</b>	
Exhibition of lantern-slides illustrating a Snipe's bill, the Great Black-backed, Herring, and Black-headed Gulls, Black-and Red-throated Divers, Terns, Plover, &c.....	55
<b>KLOSS, C. BODEN.</b>	
Notes from, regarding the new subspecies of Siamese birds described in the 'Bulletin,' No. ccxxvii. pp. 8-9 .....	65
<b>LAMBERT, GODFREY C.</b>	
Exhibition of a Continental Jay, shot at Cobham, Surrey.	61
Exhibition of a collection of small beetles' wings from the nest of the Little Owl .....	75
<b>MATHEWS, GREGORY.</b>	
Description of a new subspecies of <i>Pomatostomus</i> .....	48
<b>MUNT, T.</b>	
Election as Member of the Committee of the B. O. Club..	13
<b>OWEN, J. H.</b>	
Exhibition of lantern-slides illustrating the nest of a Sparrow-Hawk; also the young Cuckoo and the Greater Spotted Woodpecker .....	55
<b>PONSONBY, C. G. TALBOT-. See TALBOT-PONSONBY, C. G.</b>	
<b>VOL. XXXVIII.</b>	<i>b</i>

	Page
READ, ROBERT H.	
Remarks on the nesting of the Tawny Owl .....	82
ROTHSCHILD, The Lord.	
Chairman's Address to the Members of the B. O. Club ..	1
Description of a new subspecies of Game-bird from Borneo .....	3
Exhibition of, and remarks upon, some African Pigeons ..	25
Motion put to the Meeting protesting against the pro- posal to dismantle the Natural History Museum for trans- formation into Government offices .....	37
Statement on an unfortunate slip in the description of <i>Turtur afer sclateri</i> .....	37
Exhibition of, and remarks upon, an Eagle-Owl from North Algeria .....	38
Remarks on a recently described Albatross .....	39
Exhibition of, and remarks upon, a curious <i>Rhipidura</i> from Kapaur, western New Guinea.....	57
Announcement of end of five years' term of office as Chairman of the Club .....	77
Exhibition and description of a new form of <i>Lioptilus</i> ..	78
Comments on the extension of the breeding range of the Garganey.....	79
SCLATER, W. L.	
Exhibition of the first of the only two recorded examples of the Egyptian Vulture or Pharaoh's Chicken .....	13
Exhibition of, and remarks upon, the skin of a melanistic phase of the Great Skua .....	14
Description of new Hawks from South America .....	43
SETH-SMITH, DAVID.	
Exhibition of lantern-slides of birds, taken in the Zoolo- gical Society's Gardens .....	



	Page
<b>TALBOT-PONSONBY, CHARLES G.</b>	
Presentation of accounts .....	13
 <b>TURNER, Miss E. L.</b>	
Exhibition of lantern-slides of Hickling Broad and its neighbourhood, and bird illustrations of Swans and their young, the Great Crested Grebe, and Reeve .....	54
 <b>WALLIS, H. M.</b>	
Remarks on a clutch of Kestrels' eggs .....	75
Communication of a note by Mr. H. G. Alexander on the breeding of Garganey in Sussex .....	78



# BULLETIN

OF THE

## BRITISH ORNITHOLOGISTS' CLUB.

---

**No. CCXXVII.**

---

THE two-hundred-and-twenty-fourth Meeting of the Club was held at Pagani's Restaurant, 42-48 Great Portland Street, W., on Wednesday, October 10th, 1917.

*Chairman*: The Lord ROTHSCHILD, Ph.D., F.R.S.

*Members present*:—E. C. STUART BAKER; E. BIDWELL; P. F. BUNYARD; C. CHUBB; H. N. COLTART; H. J. ELWES; E. HARTERT; Rev. F. C. R. JOURDAIN; G. C. LAMBERT; E. G. B. MEADE-WALDO; H. MUNT; C. E. PEARSON; C. W. M. PRAED; A. E. PRICE; F. R. RATCLIFF; W. L. SCLATER; D. SETH-SMITH (*Editor*); H. F. WITHERBY.

*Guests*:—E. HERBERT; H. R. MUNT; T. TAIT.

The CHAIRMAN delivered his Annual Address as follows:—

“BROTHER MEMBERS OF THE B. O. C.,—

“It is already the fourth session of our Club in which we find ourselves in the midst of the most terrible infliction Humanity has ever endured. The past year has seen many and irreparable losses to our Union and Club, due both to the war and natural causes.

“Captain John Cyril Crowley, the great-nephew of the late Philip Crowley, a most enthusiastic ornithologist and pre-eminently a bird-photographer, was killed in Mesopotamia in September 1916; we also have to mourn the loss

of Canon Scott and Sir Ralph Payne-Gallwey; another loss to science was Roland Trimen, who, although an Entomologist, as Curator of the Cape Town Museum did much useful work for Ornithology; our most severe loss, both to Zoology generally and to our Club, was the death of Captain F. C. Selous; further losses due to the war are those of Captain Lord Lucas and Commander The Hon. R. O. B. Bridgeman; death has also taken from us R. Y. Balston, T. H. Nelson, E. A. Mearns, and F. E. L. Beal, all well known for excellent work in our favourite science. During the present year we have also lost E. P. Ramsay and Adolph Nehrkorn; while the war is responsible for the deaths of Henry Peavot, Lieut. H. E. O. Dixon, Otto Le Roi, and Captain Charlton.

“In spite of all the obstacles due to the fearful conflict which has engulfed half the nations of the world, our science has maintained its activity, though of course great explorations have been impossible.

“In this country ‘British Birds’ has continued to give us much interesting matter, such as the continuations by Mr. Witherby and Miss Jackson on the moults of British birds, &c. The completion of Thorburn’s fine book on British Birds has been arrived at, Parts III. and IV. having been issued. Mullens and Kirke Swann have published their ‘Bibliography of British Ornithology,’ a work of the greatest use to British ornithologists. Both the ‘Irish Naturalist’ and the ‘Scottish Naturalist’ contain many articles of interest, among others the regrettable fact of the final extermination of the Golden Eagle in Ireland.

“The old-established and familiar magazine ‘The Zoologist’ has since January of this year been amalgamated with ‘British Birds’; it was founded by Edward Newman in 1843, and thus had a life of 74 years.

“Many articles have been published on the birds observed on the various fighting fronts, also on the habits and behaviour of birds in the fighting lines. Also observations on birds encountered in the North Sea and North Atlantic have been published in ‘The Ibis’ by Lieut. J. N. Kennedy. In France the ‘Revue Française d’Ornithologie’ has

continued to publish interesting articles on the ornithology of France and her colonies. The Russian 'Messenger Ornithologique' continues to appear with descriptions of numerous and often doubtful subspecies. The first part for 1917 of the 'Journal für Ornithologie' gives proof that ornithology continues in at least one of our enemies' countries; the article by Geyr von Schweppenburg on Saharan bird migration agrees fully with Dr. E. Hartert's observations in 1912. In America many articles have been published in 'The Auk,' 'The Condor,' and other journals, all testimony to good progress in ornithology.

"In the Oriental and Australasian regions good progress has been made. Count Gyldenstolpe and Mr. Williamson have continued their work in Siam, and the former also in the Malay Peninsula; Mr. Gregory Mathews has issued several new parts of his great work on Australian Birds, and 'The Emu' and 'Austral Avian Record' continue to give us much of interest. Mr. A. S. Meek's collectors, the Eichhorns, have since August been exploring the Hydrographer Mountains in S.E. New Guinea. Several articles of interest have been published on South African birds.

"The third Oological Dinner was a great success under the Chairmanship of Mr. Chase. It was devoted to the exhibition and discussion of 'Erythrism' in eggs, both as regards 'Individual Erythrism' and 'Specific and Generic Erythrism.'

"I must once more ask your forgiveness for the meagre contents of this address, but owing to the war, although much of interest has been published, there have been no new outstanding works written or important explorations undertaken."

Lord ROTHSCHILD described a new subspecies of Game-bird from Borneo:—

*Melanoperdix nigra borneensis*, subsp. nov.

♂ ad. Differs from that of *M. nigra nigra* of the Malay Peninsula and Sumatra by being less deep black, with a

slight slaty-greenish tinge, the feathers of the upper-side having lighter and somewhat more slaty edges.

♀ ad. Like that of *M. n. nigra*, but the chest of a deeper chestnut-brown.

*Hab.* Borneo.

I have examined a series of both sexes, all from Sarawak,

*Type.* ♂ ad. Balingean, Sarawak, 4. iv. 1903. W. Brooks coll.

The names "*Perdix cambaiensis*" Latham, 1790, and "*Cryptonyx rufus*" Temminck, which Mr. Ogilvie-Grant quoted as doubtfully referring to this species, cannot have anything to do with it, the descriptions being taken from a specimen then in the British Museum, and afterwards lost, which was from Guzerat, India. Vigors described the male and female as two different species, calling them "*Cryptonyx niger*" and "*Cryptonyx ferrugineus*," from the specimens collected in Sumatra by Sir Stamford Raffles. Afterwards Eyton described the Malaccan bird again as "*Perdix æruginosus*." Other names have not been given.

MR. CHARLES CHUBB described three new species of birds from Ecuador and Peru as follows:—

*Chamæpetes fagani*, sp. nov.

*Adult female.* Allied to *C. goudotii* (Less.) but is easily distinguished by its darker coloration, smaller size, and red face in life. Head, back, wings, and tail dark oil-green; sides of face and throat blackish brown; fore-neck olive-brown with slightly paler edges to the feathers; breast and abdomen dark chestnut, becoming still darker on the flanks and under tail-coverts; under wing-coverts bronze-green slightly tinged with rufous; under surface of flight-quills blackish brown with glossy reflections; lower aspect of tail bluish black, tinged with rufous-brown on the apical portion, on which the shafts are dull coral-red.

"Bill dark brown; iris brown; skin of face and throat shrimp-red; feet red" (*W. Goodfellow*).

Total length 467 mm. ; exposed culmen 29 ; wing 220 ; tail 184 ; tarsus 61.

*Hab.* West Ecuador.

The type, which is in the British Museum, was collected at Mindo, West Ecuador, at an altitude of 6000 feet.

**Penelope brooki, sp. nov.**

*Adult female.* Allied to *P. montagnii* Bonap., which was described from Colombia, but differs from that species in having the upper surface for the most part oil-green instead of bronze-brown ; the lower back, rump, and upper tail-coverts brown, with dark rufous edgings to the feathers, instead of uniform rufous chestnut ; chin and throat black, instead of grey, the breast darker and the pale margins to the feathers more contrasting ; the abdomen dusky brown with dark rufous mottlings, instead of rufous brown with dark mottlings.

“Bill deep yellow-chrome ; feet red ; iris brown ; face and throat red” (*W. Goodfellow*).

Total length 512 mm. ; exposed culmen 23 ; wing 234 ; tail 192 ; tarsus 61.

*Hab.* Ecuador.

The type, which is in the British Museum, was collected at Baeza, East Ecuador, at an altitude of 6000 feet.

**Columba ogilvie-granti, sp. nov.**

*Adult male.* Allied to *C. bogotensis* Berl. & Leverk., but differs in having the head, mantle, and under surface much brighter vinous, the back, wings, and tail purplish brown, instead of bronze-brown, and by the much shorter bill.

Total length 300 mm. ; exposed culmen 11 ; wing 165 ; tail 126 ; tarsus 22.

*Hab.* Peru.

The type, which is in the British Museum, was collected by Mr. O. T. Baron at Guayabamba, Northern Peru, at an altitude of 4500 feet, in September 1894.

Dr. ERNST HARTERT described three new subspecies of birds as follows :—

*Sylvia deserticola maroccana*, subsp. nov.

Differs from *S. deserticola deserticola* in both sexes by having the cinnamon-rufous edges to the inner secondaries narrower ; while they occupy about half the outer web, and sometimes more in *S. d. deserticola*, they are only narrow borders in the new subspecies. Also the longer upper wing-coverts have much narrower rufous edges. The outer tail-feathers, instead of having the whole outer web and a large portion of the inner white, have only the outer edge white and a brownish-white wedge on the inner web.

*Hab.* High Atlas of Western Marocco.

*Type.* ♂ ad. Seksawa, Western Atlas, 27.iii.1906. No. 1730, F. W. Riegenbach coll. In the Tring Museum.

There is also a female in the British Museum, collected by Mr. Meade-Waldo, 4.vii.1901, at Tsauritz Entsaoutz in the Moroccan Atlas ; on the label it has been justly queried as belonging to *S. deserticola* in Mr. Ogilvie-Grant's handwriting. *S. d. deserticola* is known from the Hauts Plateaux and southern slopes of the Atlas in Tunisia and Algeria, where I shot it as far west as Djebel Mekter, in West Algeria. *S. d. maroccana* "abounds" in the Moroccan Atlas above the forest up to 9000 feet, according to Mr. Meade-Waldo, but he collected only one female.

*Ardea cinerea firasa*, subsp. nov.

Like *A. cinerea cinerea*, but bill thicker and longer, legs considerably longer. Culmen from end of frontal feathering 140-142 mm. ; wing 460-474 ; tarsus 180-186. In *A. c. cinerea* the wings measure 445-478 mm. ; culmen 119-126 ; tarsus 144-170.

*Type.* (? ♀.) Antinosy country, S.W. Madagascar. Collected by Last. In the Tring Museum.

*Hab.* Madagascar, where it nests and is said to be common, and evidently Aldabra, probably Comoro Islands (Mayotte), and Amirante Islands.



In the great work on the Birds of Madagascar by Milne-Edwards and Grandidier, the large size of the Madagascar Herons has already been mentioned. "Firasa" is the native name for herons in parts of Madagascar. The larger measurements are from a specimen in the British Museum, the smaller from the type in the Tring Museum. Unfortunately neither has the sex indicated.

*Æthopyga seheriæ tonkinensis*, subsp. nov.

♂ ad. Differs at a glance from *Æ. seheriæ seheriæ* by the much wider and less elongated middle rectrices, darker red back, and more greyish, less greenish abdomen. Its nearest ally is *Æ. seheriæ owstoni* Rothsch., from Nauchau Island, off the coast of south-western Kwang-tung (*cf.* Bull. B. O. Club, xxv. p. 32, 1909), and from the latter it differs only in the brighter green forehead (if held against the light), which is more purplish bronzy-green in *owstoni*, slightly brighter red throat, and brighter and more greenish edges to the middle rectrices.

*Hab.* Tonkin.

*Type.* ♂ ad. Yen-bai, Tonkin, 8. xi. 1911. S. Tchuchiya coll.

I have only examined two males, sent to me by Mr. Nagamichi Kuroda of Tokyo, with the request to describe them, if new. Mr. Kuroda, in a careful and interesting article on the Birds of Tonkin, in *Annot. Zool. Japon.* ix. pt. 3, pp. 250, 251, has already pointed out differences of both sexes from *Æ. seheriæ seheriæ*, *andersoni* and *cara*, but has not mentioned the nearest ally *owstoni*. I am inclined to think that all these forms are subspecies of *siparaja*, which latter would then be the specific name, being twelve years older than *seheriæ*.

Mr. E. C. STUART BAKER described the following new subspecies of Indian and Siamese birds, the latter collected by Mr. E. G. Herbert and presented by him to the British Museum:—

*Sylviparus modestus simlaensis*, subsp. nov.

Much brighter and paler than *S. m. modestus* Burton, and *a fortiori* than *S. m. saturator* Rippon.

*Type.* B.M. No. 86.11.1.473. A. L. Davidson, Simla. 22. x. 80.

This newly described subspecies appears to be found from Simla extending N.W. into Kashmir; *S. m. modestus* is found from Garhwal to Sikkim, whilst the Burmese and Chinese forms are all Rippon's *S. m. saturator*.

*Parus dichrous wellsi*, subsp. nov.

This form differs from *P. d. dichrous* and *P. d. dichroides* in being much darker above and paler, more buff than rufous below.

*Type.* No. 1906-12.17.397.

*Hab.* W. Yunnan, Yangtse big bend.

I have named this bird after Mr. Thomas Wells in recognition of the great help he has rendered me in working out these birds.

*Garrulax moniliger leucotis*, subsp. nov.

This form has long been distinguished by many naturalists from the Northern and Indian form, but appears never to have been given a name. It differs at a glance from the Indian form in having the whole or practically the whole of the ear-coverts white, whereas the Indian birds have them black with merely a small white centre. The tips to the tail-feathers are broadly rufous-buff in the Siam bird and pure white in the Indian.

*Types.* ♂ ♀. Mi-Nam-Kabren, Siam, 9. xi. 15, Herbert coll., British Museum.

*Hab.* Siam, Malaya, Burma. The birds in the Northern Chin Hills are intermediate and buff-tailed birds are obtained, even in Assam.

*Eupetes macrocerus griseiventris*, subsp. nov.

Differs from *E. m. macrocerus* in having the abdomen much more grey, of a pure slaty-blue tone. In the very large

series in the British Museum there is no specimen having anything approaching the extent of grey shown by all the three specimens in Mr. Herbert's collection. A bird in the Tring Museum has more grey than usual, but still far less in extent than Mr. Herbert's.

*Type.* ♂. No. 12.87.639. Herbert coll., British Museum.

„ ♀. No. 12.87.640. „ „

*Locality.* Tang, Song Paa, Siam.

*Pomatorhinus olivaceus siamensis*, subsp. nov.

Very much darker than either *P. o. olivaceus* or *P. o. ripponi*, and with a comparatively still darker tail. Dimensions the same as those of *olivaceus*.

*Type.* ♂. No. 1916, 12.27.804. Herbert coll., British Museum.

„ ♀. No. 1916, 12.27.805. Herbert coll., British Museum.

*Locality.* Maprit, Siam.

*Pomatorhinus nuchalis klossi*, subsp. nov.

Differs from *P. n. nuchalis* in being very much darker and in having the flanks and sides of the neck a deeper richer chestnut. The upper and lower aspects of the tail are both almost black, and still darker in proportion to the back than in that bird. The colour of the head is practically concolorous with the back, instead of being darker and more grey as in *nuchalis*.

Two specimens collected by Mr. C. Boden Kloss in S.E. Siam agree exactly with the single female collected by Mr. Herbert.

*Type.* ♂. No. 1915, 10.14.113. Kloss coll., British Museum.

*Locality.* Klong Menao, Siam.

*Type.* ♀. No. 1916, 12.27.809. Kloss coll., British Museum.

*Locality.* Samkok, Siam.

Mr. Herbert's specimen was collected at Samkok.

I name this subspecies in honour of Mr. Boden Kloss, the first naturalist to obtain a specimen of it.

**Corythocichla brevicaudata herberti**, subsp. nov.

Differs from both *C. b. brevicaudata* and *C. b. venningi* in having the lower parts smoky ochre-brown, the feathers obsoletely streaked darker, and the abdomen albescent instead of chestnut rufous. The upper parts are like those of *C. b. venningi*, darker and more grey than in *C. b. brevicaudata*, but it differs again from the former in being much smaller, with a wing of 60 mm. as against 66–71 mm.

It is possible that this should be described as a species rather than a subspecies, and I expect it will be found breeding in the same area as *C. b. venningi*.

*Type.* ♂. 16. ix. 15. Herbert coll., British Museum.

*Locality.* Tung Song Paa, Siam.

**Stachyridopsis rufifrons obscura**, subsp. nov.

Nearest to *S. r. poliogaster* (Hume), but paler above and with the red on the crown less deep. The lores and cheeks are fulvous instead of grey, the fulvous on the head is rather more pronounced and paler and brighter. The abdomen and posterior flanks are grey as in that bird.

*Types.* ♂ ♀. 20. i. 16. Herbert coll., British Museum.

*Locality.* Klong Bang Lai, Siam.

**Cyanoderma erythropterum sordida**, subsp. nov.

Whole plumage, both above and below, considerably darker than in *C. e. erythropterum*, the red is deeper and less bright; the breast is darker, an almost blackish grey, whilst the belly is less albescent. Measurements the same as in *C. e. erythropterum*.

*Type.* ♂. 1916, 12. 27. 868. Herbert coll., British Museum.

„ ♀. 1916, 12. 26. 870. „ „

*Locality.* Klong Wahip and Marpit, Siam.

The next Meeting of the Club will be held on Wednesday, the 14th of November, 1917, at PAGANI'S RESTAURANT, 42–48 Great Portland Street, W.; the Dinner at 6.45 p.m. Members of the Club intending to dine are requested to

inform the Hon. Secretary, Mr. Talbot-Ponsonby, at 5 Crown Office Row, Temple, E.C. 4.

[N.B.—Members who intend to make any communication at the next Meeting of the Club are requested to give notice *beforehand* to the Editor at 34 Elsworthy Road, South Hampstead, N.W. 3, and to place in his hands not later than at the meeting MSS. for publication in the Bulletin.]

---

### SPECIAL NOTICE.

The Anniversary Meeting of the British Ornithologists' Club will be held on Wednesday, November 14th, 1917, in the Meeting Room of the Zoological Society, Regent's Park, at 4.30 p.m.

(Signed)

ROTHSCHILD,  
*Chairman.*

D. SETH-SMITH,  
*Editor.*

C. G. TALBOT-PONSONBY,  
*Sec. & Treas.*



# BULLETIN

OF THE

## BRITISH ORNITHOLOGISTS' CLUB.

---

**No. CCXXVIII.**

---

THE two-hundred-and-twenty-fifth Meeting of the Club was held at Pagani's Restaurant, 42-48 Great Portland Street, W., on Wednesday, November 14th, 1917.

*Chairman:* The Lord ROTHSCHILD, Ph.D., F.R.S.

*Members present:*—E. C. STUART BAKER; D. A. BANNERMAN; E. BIDWELL; S. BOORMAN; P. F. BUNYARD; C. CHUBB; A. EZRA; G. GIBSON; E. HARTERT; T. IREDALE; Rev. F. C. R. JOURDAIN; E. G. B. MEADE-WALDO; H. MUNT; C. OLDDHAM; C. E. PEARSON; A. E. PRICE; F. R. RATCLIFF; R. H. READ; C. B. RICKETT; W. L. SCLATER; D. SETH-SMITH (*Editor*); Col. C. SWINHOE; C. G. TALBOT-PONSONBY (*Hon. Sec. & Treasurer*); A. TREVOR-BATTYE.

*Guests:*—O. R. OWEN; W. A. SMITHERS; K. G. R. VAIZEY.

Before the commencement of the usual business the SECOND ANNUAL GENERAL MEETING of the Club was held.

The Hon. Treasurer presented the Accounts which showed a Credit Balance of £52 15s. 8d.

Mr. H. MUNT was elected a Member of the Committee in place of Mr. C. B. RICKETT who retires by seniority.

Mr. W. L. SCLATER exhibited the first of the only two recorded examples of the Egyptian Vulture or Pharaoh's

Chicken (*Neophron percnopterus*) obtained in the British Islands. This example was shot by the Rev. John Matthew in October 1825 at Kilve, a village on the Somersetshire coast, about five miles east of Watchet. Mr. Matthew was then a young man and was serving as curate to his father, of the same name. He mounted the bird himself, and it remained in his possession till about 1874, when he gave it to his son, Mr. C. Mordaunt Matthew, M.B., who in September last presented the bird to the Natural History Museum.

The bird was remounted by Messrs. Cook, taxidermists, about 1880.

It is mentioned in the first edition of Yarrell and in all subsequent lists of British Birds, and is therefore of very considerable value and interest.

Mr. SCLATER also exhibited the skin of a melanistic phase of the Great Skua (*Catharacta skua*) and made the following remarks:—

This bird was picked up dead near the Windrush river at Burford, Oxfordshire, and was forwarded by Mr. W. J. Polley of Burford to the office of 'Land and Water' for identification. It was brought to the Museum and finally presented to that Institution by Mr. Polley.

The dusky phase of the Great Skua seems to be very rare and there is nothing like it in the British Museum. At first I thought it might be an example of the Antarctic Skua (*C. antarctica*), but my attention was called by Mr. Wells to the plate in Dresser's 'Birds of Europe,' in which a similar phase is depicted, and I have now little doubt but that it is a dusky form of the Great Skua.

When the bird was skinned it was found to be very emaciated. The stomach was quite empty, and as there were no signs of injury the bird probably died of starvation.

The Great Skua is very seldom found inland or, indeed, anywhere in England, and it is therefore of interest to record its occurrence as well as its curious coloration.



Mr. E. C. STUART BAKER described the following new subspecies of Bulbuls :—

*Molpastes hæmorrhous pallida*, subsp. nov.

Nearest to *M. h. hæmorrhous*, but very much paler both above and below.

This form seems to inhabit the whole of continental India from latitude 18° on the East and 20° on the West and as far north as Behar and Western Bengal on the east, and thence westwards through Bundelkund and the Rewah States, the southern portions of Rajputana, Cutch, and Khatiawar.

I can find no name applicable to this bird. *Turdus cafer* Less., is said to apply to a bird from the Cape of Good Hope. *Turdus chrysoides* Lafres., is a bird from Macao, and Blyth's *Hæmatornis pusillus* is from Madras, which is the same race as typical *M. hæmorrhous* from Ceylon.

Type. ♂. No. 86.9.1.1722. British Museum.

„ ♀. No. 86.9.1.1723. „ „

Locality. Deesa.

*Criniger pallida grandis*, subsp. nov.

Differs from *C. p. pallida* in being much larger. The typical birds from Hainan have a wing varying in length from 98 to 105 mm., whilst the present subspecies has a wing between 114 and 119 mm. Siam birds are somewhat intermediate in size, with a wing between 102 and 109 mm., but are in colour the same as typical *C. p. pallida*, whereas the present subspecies is both greener and darker below.

Types in British Museum.

Locality. Yunnan.

*Hypsipetes psaroides nigrescens*, subsp. nov.

Differs from *H. p. psaroides* in being very much darker both above and below, but it is a paler bird than *H. p. concolor* and has the crown of the head distinctly divided from the paler blackish grey of the back. This form is

found over the whole of Assam, Manipur, Arrakan, and Northern Chin Hills.

*Type.* ♂. Pondaung, Upper Chindwin, No. 1914.7.20.11  
(*C. Hopwood*).

„ ♀. Heinsin, North Chin Hills, No. 1909.4.7.17  
(*Capt. Mears*).

***Xanthiscus flavescens vivida*, subsp. nov.**

Differs from *X. f. flavescens* in being much more yellow below. This colour, instead of being confined to the vent, and even there not very vivid, extends all over the abdomen and well over the breast, being found actually up to the throat in a few specimens. It is also a somewhat darker bird both above and on the flanks.

Measurements as in *X. f. flavescens*.

*Type.* ♂. No. 86.9.1.2018. Salwin. Davison coll., British Museum.

„ ♀. No. 86.9.1.2024. Muleyit. Davison coll., British Museum.

*Locality.* South Salwin and N. Tenasserim.

This form extends from the Kauri Kachin Hills, through Shan States, Karennee, and South Burma into the Malay Peninsula.

***Iole virescens cinnamomeoventris*, subsp. nov.**

Differs from *Iole virescens virescens* in being darker and ruddier, less green above and duller, less yellow below; the throat and fore-neck are grey, only faintly tinged with yellow, and the vent and under tail-coverts are cinnamon instead of yellow, this colour extending on most individuals to the belly also. *I. v. lönnbergi* differs from this new form in being much larger, wing 83 to 89 mm. as against 73–80 mm.; *lönnbergi* is also more yellow below and more green above than *cinnamomeoventris*.

*Type.* ♂. No. 86.9.1.1081. Tenasserim. W. Davison coll., British Museum.

„ ♀. No. 86.9.1.1087. Bankasoon. W. Davison coll., British Museum.

*Habitat.* Malay Peninsula, from South Tenasserim to the extreme south.

Mr. CHARLES CHUBB described the following three new species of South-American birds :—

**Scytalopus simonsi**, sp. nov.

*Adult male.* Similar to *S. sylvestris* Taczanowski, but differs in the absence of the white patch on the middle of the abdomen and in having a whitish eyebrow. “ Iris and feet brown ; bill black ” (*P. O. Simons*).

Total length 112 mm. ; exposed culmen 10 ; wing 52 ; tail 40 ; tarsus 20.

*Hab.* Bolivia.

The type, which is in the British Museum, was collected at Choquecamate in Bolivia, at an altitude of 4000 metres, by P. O. Simons on the 29th of July, 1901.

**Leptoptila intermedia**, sp. nov.

*Adult male.* Crown of head, nape, and hind neck somewhat similar to *L. v. verreauxi*, but much darker and entirely different from *L. ochroptera*, which is grey on the parts mentioned ; similar to *L. ochroptera* on the back, wings, and tail, from which *L. v. verreauxi* differs in being clay-brown ; it differs from both species, however, in being darker and in having the sides of the face and fore-neck ochreous brown ; breast dull vinous, becoming ochraceous on the abdomen and sides of the body, and buff on the flanks and under tail-coverts which are, for the most part, white in the other two species.

Total length 270 mm. ; exposed culmen 15 ; wing 140 ; tail 94 ; tarsus 30.

*Hab.* Central South Peru.

**Columba anolaimæ**, sp. nov.

*Adult.* Similar to *C. ogilvie-granti*, but differs in having the back, wings, and tail darker and inclining to bronze-brown instead of purplish brown ; darker on the top of the

head; hind-neck and mantle reddish vinous; chin and throat fawn-colour; breast and abdomen deeper and more reddish vinous; and bill longer.

Total length 282 mm.; exposed culmen 15; wing 175; tail 136; tarsus 23.

*Hab.* Colombia.

The type, which is in the British Museum, was collected at Anolaima, W. slope of E. Cordillera, at an altitude of 5000 feet, by T. H. Wheeler—Salvin-Godman collection.

Mr. CHUBB also made the following observations on two forms of *Gymnopelia*:—

*Columba (Chamæpelia) ceciliæ* Lesson, *Echo du Monde Savant*, January 12, 1845: Peru (Reprint 1913, p. 229), has priority over *Columba (Chamæpelia) anais* Lesson, *Descr. Mamm. et Ois.* 1847, p. 210, not *Echo du Monde Savant*, 1845—as quoted in Brabourne & Chubb's *List of the Birds of South America*, p. 17, no. 170: Peru—and must stand as *Gymnopelia ceciliæ ceciliæ* (Less.).

*Hab.* Northern Peru.

I now propose to separate the Bolivian bird as a subspecies under the following title:—

***Gymnopelia ceciliæ gymnops* (Gray MS.).**

*Adult male.* Differs from *G. c. ceciliæ* in being darker and inclining to earth-brown on the upper surface instead of grey, the top of the head, hind-neck, and mantle strongly tinged with vinous, the upper tail-coverts cinnamon-brown; the fore-neck and breast bright vinous instead of pale vinous, and the abdomen and under tail-coverts buff instead of pale isabelline. “Eyes blue; feet pink; bill black” (*P.O. Simons*).

Total length 181 mm.; exposed culmen 11; wing 101; tail 68; tarsus 18.

The male described was collected at Challapata, Bolivia, at an altitude of 3750 metres, by P. O. Simons on October the 14th, 1901.

*Adult female.* Similar to the adult male, but differs in the absence of the vinous tinge on the head, hind-neck, and mantle, and in having the vinous on the fore-neck and breast duller. Wing 97 mm.

*Hab.* Bolivia and South-east Peru.

Dr. E. HARTERT described a new subspecies of the Yellow-breasted Azure Titmouse, and made the following remarks :—

*Parus flavipectus*, which, in 1904, I only knew from Ferghana, is wider spread eastwards, for it is found, and not only in the winter, but also during the breeding-season, throughout the Alexander Mountains, and at "Kapak, Tian-shan," where *P. cyanus tianschanicus* should also breed. It is, therefore, perhaps safer to treat *flavipectus* and *cyanus* as two species, not as subspecies, as I have done in my book Vög. d. pal. Fauna, p. 354. On the other hand, there are in the British Museum two specimens of *flavipectus* with only a faint tinge of yellow on the breast—evidently aberrant specimens. What is even more interesting is, that Mr. D. Carruthers collected at Samarkand five beautiful specimens which belong to another subspecies, easily distinguishable, though very closely allied to *Parus flavipectus flavipectus*. This form I propose to call

*Parus flavipectus carruthersi*, subsp. nov.

It differs from *P. f. flavipectus* as follows : The crown and sides of the head and the throat are darker bluish grey, the white on the lateral rectrices is less extended, and the fourth pair from outside has, except in one specimen, no white, while there is always a large white patch on this rectrix in true *flavipectus*. The wings of two males measure 93 and 96, of an unsexed specimen 94, of two females 92 mm.

*Hab.* Samarkand.—Mr. Carruthers (Ibis, 1910, p. 454) says this bird is resident at Samarkand, and this statement is probably correct, Samarkand being separated from Ferghana by high mountain-ranges, but how the collector

ascertained that it is resident is not clear, as he collected specimens in the winter only.

*Type.* ♂ ad. Samarkand, 25. i. 1908. D. Carruthers coll. (in the British Museum).

Dr. HARTERT also sent the description of a new *Herpornis*, as follows :—

*Herpornis xantholeuca interposita*, subsp. nov.

Similar in colour to *H. x. xantholeuca* from British India, but with the bill thicker, higher, and sometimes a little longer. Wings generally, though not always, longer, in males 68–73 mm., while 68 is the outside measurement in *H. x. xantholeuca*.

*Hab.* Malay Peninsula : Perak (Gunong Ijau, Temangoh), Selangor, Pahang, Johore, Pelarit, and Tenasserim (Thoungyeen valley).

*Type.* ♂ ad. Temangoh, Upper Perak, 24. vii. 1911. C. Boden Kloss coll. (Tring Musenm).

MR. P. F. BUNYARD read the following Report on the effect of the severe and prolonged winter of 1916–1917 on our resident birds :—

At the June meeting of the B. O. C., when this subject was discussed, it was too early to form any concrete opinion as to those species which had had their ranks so alarmingly thinned out by the severe frosts, and those which had survived in fair numbers.

My notes include reports from numerous field observers, and no less than twenty-three of our largest fruit-growers. They include my own personal observations and are from the counties of Kent, Surrey, and Middlesex, with the exception of those on the Crossbill, Wood-Lark, and Cirl Bunting, and were made before this year's broods could have had any material effect on numbers.

The Crossbill I am pleased to be able to report bred in increasing numbers, and no doubt these hardy birds, being

able to obtain their food in the usual manner from the seeds of the Scotch pine, were better able to stand the severity of the weather. On the other hand, another typical Suffolk bird, the Wood-Lark, has I fear been almost exterminated, and no nests were located where they were formerly plentiful. The Cirl Bunting was entirely absent from its usual haunts in Hampshire.

From an ornithological point of view, I consider the apparent extermination of the Dartford Warbler the most serious loss we have sustained. I have purposely made the proviso *apparently* because, from a very long experience with these birds, I am convinced that it would be impossible, owing to their very seclusive and illusive habits, to say that there were no birds left, though I failed to hear or see a single bird after repeated visits to their strongholds, some of which were made with the express object of verifying my own notes, and when the birds should have been most in evidence, *i. e.* when they had young. I may mention that previous to 1915 I had nearly 40 pairs of these interesting birds under observation. I am of the opinion that they had then only just regained their status of the period before the severe winter of 1880-1881, and that is also the opinion of a keeper who lives on the estate, and who has known the birds for 50 years.

From an economic point of view, the most serious loss has been that of the Tits. The eggs of the Winter Moth, etc., which form an important part of the food of these birds, remained untouched by the frosts, and many fruit-trees were stripped of their bloom and foliage by the larvæ of this pest. Many of the large growers, thinking that the winter had rendered the eggs of this moth infertile, did not band their trees as usual, some unfortunately being unable to find sufficient labour for this process, with the disastrous results mentioned. The considerable thinning out of the Bullfinch, previously far too numerous, will no doubt help to balance Nature's account.

Other species, including those mentioned, I have tabulated as follows:—

<i>Increase.</i>	<i>Normal.</i>	<i>Decrease.</i>
Carrion Crow.	Jackdaw.	Reed-Bunting.
Starling.	Rook.	Skylark.
Crossbill.	Magpie.	Meadow-Pipit.
Sparrow-Hawk.	Jay.	Great Tit.
Kestrel.	Goldfinch.	Green Woodpecker.
Ring-Dove.	House-Sparrow.	Great Spotted Wood- pecker.
	Yellow Hammer.	Kingfisher.
	Barn-Owl.	Teal.
	Tawny Owl.	Shoveler.
	Mallard.	Heron.
	Redshank.	Woodcock.
	Long-eared Owl.	Snipe.
		Ringed Plover.
		Black-headed Gull.
		Little Grebe.
		Moorhen.
		Red-legged Partridge.
Totals: 6	12	17
<i>Considerable decrease.</i>	<i>Almost exterminated.</i>	<i>Exterminated</i>
Greenfinch.	Tree-Creeper.	(apparently).
Hawfinch.	Goldcrest.	Wood-Lark.
Chaffinch.	Long-tailed Tit.	Dartford Warbler.
Linnet.	Stonechat.	
Redpoll.	Hedge-Sparrow.	
Bullfinch.	Lesser Spotted Wood- pecker.	
Chil Bunting.		
Pied Wagtail.		
Grey Wagtail.		
Nuthatch.		
Coal Tit.		
Marsh-Tit.		
Blue Tit.		
Missel-Thrush.		
Song-Thrush.		
Blackbird.		
Redbreast.		
Wren.		
Lapwing.		
Great Crested Grebe.		
Coot.		
Totals: 21	6	2



Out of 64 species enumerated I find 46 show a decrease. The Carrion Crow, Kestrel, and Sparrow Hawk, have certainly increased owing to the fact that many estates have been without keepers during the war, a distinct gain to ornithology.

Many of my fruit-growing friends report an increase of birds during the ripening of fruit, which must be attributed to this year's broods, though they were never present in sufficient numbers to be troublesome and the usual methods of destroying did not become necessary.

Quite casual observers have been struck by the scarcity of birds. My old and valued friend and one of our best all round county naturalists, Mr. C. F. Stedman, of Ashford, Kent, considers the Blackbird, Thrush, Greenfinch, and Linnet have been reduced by .50 per cent.

I have not thought it necessary to go into meteorological figures, because I am of the opinion that it was not so much the severity of the weather but the prolongation of the winter which proved so fatal. I also think that most birds met their death by starvation judging from the condition of those I examined, and large numbers, owing to their weak condition, must have fallen an easy prey to vermin.

Nature has accomplished with a single stroke the killing of many thousands of our valuable, interesting, and rare species, and it will take many years to repair that loss. Human agency could never have accomplished in the time such almost irreparable destruction.

We often read in ornithological works that such and such a species has been exterminated by collectors, but I hope in future those arm-chair naturalists who are mainly responsible for these absurd accusations, will remember that birds have many natural enemies, one of which has been the severe winter of 1916-1917.

My special thanks are due to Mr. G. C. Lambert for a carefully drawn-up report, also to Messrs. C. F. Stedman, Reginald Ware, H. R. Tutt, and others, not forgetting my friends in the fruit-growing industry who are keen observers.

A discussion followed in which several members took part; but the opinion of the meeting was to the effect that before any correct conclusions could be formed as to the effect on the whole country, it would be necessary to obtain detailed and reliable reports from all parts. It is understood that these are being collected and collated by the Editor of 'British Birds,' who will be glad to hear from all those ornithologists who are interested in the subject. The conclusions arrived at will be published in that journal in due course.—ED.

---

The next Meeting of the Club will be held on Wednesday, the 12th of December, 1917, at PAGANI'S RESTAURANT, 42-48 Great Portland Street, W.; the Dinner at 6.45 p.m. Members of the Club intending to dine are requested to inform the Hon. Secretary, Mr. Talbot-Ponsonby, at 5 Crown Office Row, Temple, E.C. 4.

[N.B.—Members who intend to make any communication at the next Meeting of the Club are requested to give notice *beforehand* to the Editor at 34 Elsworthy Road, South Hampstead, N.W. 3, and to place in his hands not later than at the meeting MSS. for publication in the Bulletin.]

(Signed)

ROTHSCHILD,	D. SETH-SMITH,	C. G. TALBOT-PONSONBY,
<i>Chairman.</i>	<i>Editor.</i>	<i>Sec. &amp; Treas.</i>

# BULLETIN

OF THE

## BRITISH ORNITHOLOGISTS' CLUB.

---

**No. CCXXIX.**

---

THE two-hundred-and-twenty-sixth Meeting of the Club was held at Pagani's Restaurant, 42-48 Great Portland Street, W., on Wednesday, December 12th, 1917.

*Chairman*: The Lord ROTHSCHILD, Ph.D., F.R.S.

*Members present*:—E. E. ADAMS; E. C. STUART BAKER; P. F. BUNYARD; A. D. BRADFORD; C. CHUBB; H. N. COLTART; A. EZRA; E. HARTERT; T. IREDALE; Rev. F. C. R. JOURDAIN; G. C. LAMBERT; G. M. MATHEWS; H. MUNT; C. W. M. PRAED; A. E. PRICE; C. B. RICKETT; D. SETH-SMITH (*Editor*); C. G. TALBOT-PONSONBY (*Hon. Sec. & Treasurer*).

*Guest of the Club*:—Surgeon-General RYAN.

*Guest*:—E. G. HERBERT.

LORD ROTHSCHILD exhibited some African Pigeons and made the following remarks:—

Mr. W. L. Sclater (*Ibis*, 1912, p. 35) and Mr. Claude Grant (*Ibis*, 1915, p. 89) have come to the conclusion that there are three races of the "Blue-spotted Wood-Dove," *i. e.* a dark West-African one, and two pale subspecies—one from Abyssinia (*Chalcopelia abyssinica* Sharpe) and one from the Upper Nile (*C. delicatula* Sharpe). Both the latter were separated from the dark West-African form, which all

authors have thought to be the typical *afra*. The latter name was given by Linnæus (Syst. Nat. ed. xii. i. p. 284, 1766) to Brisson's "*Turtur senegalensis*," i. e. the Blue-spotted species from the Senegal. From Senegambia no skins were available ; but we have now received three skins from Senegambia, collected by F. W. Riggenbach, which are strikingly different from the birds from Western Africa generally, not only by the much darker and browner colour of the upperside and the richer, more rufescent breast, but also by the purplish to crimson beak. The dark West-African form, which ranges from Sierra Leone to the Niger and Angola, and eastwards to Uganda (Entebbe) and the Tanganyika district and Nyassaland, also the Zambesi, I name

*Turtur afer sclateri*, subsp. nov.

*Type.* ♀ ad. Entebbe, Uganda. Rud. Grauer coll.

Sharpe's "*abyssinica*" and "*delicatula*" were practically only separated by the colour of the bills in dry skins, and I have hardly any doubt are one and the same form.

The pale form with blackish bill would therefore range from the Senegal to the Togo hinterland (Gambaga, Mangu) and eastwards to the Blue and White Nile, Nubia, where my brother got it as far north as Neikhala on the Atbara, and Abyssinia (Erithrea). The name of this form is undoubtedly

*Turtur afer afer* (L.),

and "*abyssinica*" Sharpe is doubtless, and *delicatula* probably also, a synonym.

*Turtur afer sclateri* is named after Mr. W. L. Sclater, who reviewed these little Pigeons in 'The Ibis,' 1912, p. 35.

It has been pointed out by Mr. Mathews, and accepted by C. Grant and others, that the genus *Chalcopelia* auct. must be called *Turtur*, while the generic name of the Turtle-Doves is now generally accepted to be *Streptopelia*.

Dr. HARTERT exhibited a new subspecies of a Sun-bird, which he described as follows :—

***Anthreptes hypogrammica intensor*, subsp. nov.**

Comparison of a series of *Anthreptes hypogrammica* from the Malay Peninsula and the Natuna Islands with a series from Borneo shows that the two forms are different. The upperside of the Bornean form is very slightly, but the ear-coverts are distinctly darker, the latter more olive. The underside of the Bornean specimens is much darker, richer yellow, especially on the throat and breast, where the edges of the feathers are lighter, almost whitish sulphur-yellow in the Malaccan, but rich yellow in the Bornean form. The bird was described by S. Müller from "Sumatra and Borneo." I accept Sumatra as the restricted *terra typica*, supposing that the Sumatran form agrees more likely with that of the Malay Peninsula than with the Bornean one, and I give the name

*Anthreptes hypogrammica intensor*

to the Bornean subspecies.

*Type.* ♂ ad. Balingean, Sarawak, 9. vi. 1903. Brook coll. No. 22 (Tring Museum).

Dr. HARTERT also communicated the following notes on *Edolisoma* :—

There are several more subspecies and species of *Edolisoma* in the Eastern Archipelago than have been hitherto recognized. Three new forms are here described, as follows :—

***Edolisoma obiense pelingi*, subsp. nov.**

♂ *ad.* Quite similar to that of *E. obiense* Salvad., but bill smaller.— ♀ *ad.* Rufous with grey cap, like the female of *E. obiense*, but bill smaller, crown of head and nape blue-grey instead of brownish grey.

*Type.* ♀ ad. Peling, summer 1895. Cursham coll. (Tring Museum).

*Hab.* Islands of Peling and Banggai, between East Celebes and the Sula Islands.

There are four males and four females in the Tring Museum, and some more in the Dresden Museum.

*Edolisoma mindanense sula*, subsp. nov.

♂ *ad.* Differs from that of *E. mindanense mindanense* at a glance by being much darker on the rump and upper tail-coverts, and larger, especially the bill. Differs from that of *E. obiense* by having a smaller bill.—♀ *ad.* Like the male, but throat and ear-coverts not black or blackish, but uniform bluish grey like the abdomen; under wing-coverts not slate-grey, but white, more or less speckled with grey. The female is thus quite unlike the rufous females of *E. obiense*.

*Hab.* Sula Besi and Sula Mangoli Islands, east of Celebes.

*Type.* ♀ *ad.* Sula Besi, October 1897. W. Doherty coll. (Tring Museum).

We have, in the Tring Museum, two adult males, two adult females, two juvenile males, and one juvenile female, all from the islands of Sula Mangoli and Sula Besi, collected by the late William Doherty.

*Edolisoma morio pererratum*, subsp. nov.

In Nov. Zool. 1903, p. 27, I have at length discussed our specimens from the Tukang-Besi Islands, Tomia and Kalidupa, and I left it undecided whether these birds belonged to *E. obiense*, because we had no adult females. But I am now convinced that the specimen no. 4408 (*cf. l. c.*), though said to be a male, is an adult female, or practically adult, showing only traces of immaturity. Therefore this form has nothing to do with *E. obiense*, as the female is not rufous with a bluish-grey cap, but the upperside is brownish grey, more bluish on the crown of the head, underside white, with a buff wash on the abdomen, and closely barred with brownish black, under tail-coverts rusty-buff with a few small black markings. This female is very much like that of *E. morio emancipatum*, but the upperside is not so clear grey (unless this is a sign of immaturity), and the underside has broader bars, especially on the throat. It differs at a glance from the female of *E. morio morio* by being smaller, by the lighter and less bluish upperside and the whitish, instead of rufous, underside. The adult males do not differ from those of *obiense*, except that the edges to the wing-quills are a little

lighter grey. They are much smaller than the males of *morio*, and underneath bluish grey, not blackish.

*Hub.* Tukang-Besi Islands, S.E. of Celebes.

*Type.* ♀. Tomia Island, 23. xii. 1901. H. Kühn coll. No. 4408 (Tring Museum). (Eleven specimens examined.)

All the three forms here described have been thought to be the same as *E. obiense*. This is certainly not the case, and I was chiefly led to believe in an almost impossible variation in females and immatures, by the bird described Nov. Zool. 1903, p. 11 & p. 27. But that specimen, I am now convinced, never came from Obi, but was wrongly labelled. It is a young bird and must have come from Batjan, from where we have a similar specimen, and belongs therefore to "*Edolisoma amboinense melanotis*" (= *greyi*). The error arose because John Waterstradt's natives collected both on Batjan and Obi.

If it was not for the very different females, one would consider all these and many other forms as subspecies of one species. At present, I think, it will be safest, and meet with general approval, if the forms with the females blue-grey like the males (the *mindanense*-group), those with the females rufous above and below and with greyish cap (the *obiense*-group), and those with females underneath whitish to rufous and closely barred (the *morio*-group), are kept as three species, each with one or more subspecies. To the last group (*E. morio*) belong a number of forms, including, I should say, *amboinense*.

Mr. CHARLES CHUBB described the following new forms of South-American birds :—

*Crypturus cinnamomeus spencei*, subsp. nov.

*Adult.* Differs from examples of *C. c. cinnamomeus* from the type-locality, which is San Salvador, in being cinnamon-brown on the mantle, instead of dusky grey, in having the back and tail dark brown rather broadly barred with buff, instead of black with very narrow bars, the fore-neck dusky grey with rufescent bars, instead of rufescent brown with

narrow black bars, and the flanks creamy-buff narrowly barred with brown, instead of blackish with buffy-white bars.

Total length 295 mm.; exposed culmen 25; wing 172; tail 46; tarsus 50.

*Hab.* Venezuela.

The type, which is in the British Museum, was collected in the neighbourhood of Caraccas, Venezuela, by Mr. J. M. Spence.

*Crypturus obsoletus punensis*, subsp. nov.

*Adult male.* Differs from *C. obsoletus obsoletus* in its smaller size and the deeper and richer coloration of the entire plumage.

Total length 240 mm.; exposed culmen 21; wing 151; tail 40; tarsus 46.

*Hab.* South Peru and West Bolivia.

The type, which is in the British Museum, was collected at Oroya, Puno, Peru, by P. O. Simons.

I propose a new name—*Microcrypturus*—for the genus *Crypturellus* Brabourne & Chubb, Ann. & Mag. Nat. Hist. (ser. 8) xiv. Oct. 1914, p. 322, which is, unfortunately, preoccupied.

*Rhynchotus rufescens alleni*, subsp. nov.

*Adult male.* Allied to *R. rufescens cotingæ*, but differs in having the black bars on the back much narrower, the sandy rufous on the neck and upper breast deeper in colour, the remainder of the under surface of the body darker and more rufescent, and the rufous on the under wing deeper in colour.

Total length 280 mm.; exposed culmen 36; wing 195; tail 54; tarsus 58; middle toe and claw 48.

*Hab.* Central Brazil.

The type, which is in the British Museum, was collected by Herbert H. Smith at Chapada, Matto Grosso.

*Nothoprocta pentlandii simonsi*, subsp. nov.

*Adult female.* Similar to *N. p. pentlandii*, but differs in



having the white submarginal lines to the feathers of the upper surface broader and more pronounced, the margins drab-grey instead of earth-brown, the breast, abdomen, and sides of body rufous-buff, and the larger measurements.

Total length 260 mm. ; exposed culmen 25 ; wing 152 ; tail 43 ; tarsus 44.

*Hab.* Northern Peru.

The type, which is in the British Museum, was collected by P. O. Simons at San Pablo, Cajamarca, Central North Peru, at an altitude of 1500 metres, on the 5th of November, 1899.

*Nothura darwini mendozensis*, subsp. nov.

*Adult male.* Similar to *N. darwini salvadorii* on the upper surface, to which it is closely allied, but differs from that species chiefly in having dark squamated markings and buff fringes to the feathers on the breast, instead of whitish margins and longitudinal dark markings to the feathers on the breast, the abdomen somewhat deeper in colour, and the sides of the body more heavily marked.

Total length 255 mm. ; exposed culmen 24 ; wing 140 ; tail 42 ; tarsus 34 ; middle toe and claw 29.

*Hab.* West Argentina.

The type, which was collected at Mendoza, is now in the British Museum.

*Calopezus elegans morenoi*, subsp. nov.

*Adult female.* Differs from *C. e. elegans* in being much paler above, hind neck pale mouse-brown instead of grey, under surface more narrowly barred, and the thighs cream-white instead of buff.

Total length 390 mm. ; exposed culmen 25 ; wing 210 ; tail 83 ; tarsus 46 ; middle toe and claw 34.

*Hab.* Neuquen, West Patagonia.

The type, which is in the British Museum, was collected by Dr. F. P. Moreno at Neuquen, West Patagonia, on the 12th of November, 1897.

***Columba plumbea wallacei*, subsp. nov.**

*Adult.* Differs from *C. p. plumbea* in being much smaller; the lower back, upper tail-coverts, and tail more bronze and less purple than in the Rio Janeiro bird. The purple on the head and hind neck is brighter, and the under surface dull vinaceous instead of plumbeous.

Total length 300 mm.; exposed culmen 15; wing 175; tail 120; tarsus 19; middle toe and claw 32.

*Hab.* Rio Capim River, Para, North-east Brazil.

The type, which is in the British Museum, was collected by the late A. R. Wallace.

***Columba plumbea andicola*, subsp. nov.**

*Adult.* Allied to *C. p. bogotensis*, but differs in being paler on the back, wings, and tail; the head, hind neck, and under surface lilac, instead of vinous; the throat uniform with the rest of the under surface, not isabelline; and the smaller wing- and tail-measurements.

Total length 295 mm.; exposed culmen 17; wing 181; tail 134; tarsus 21; middle toe and claw 36.

*Hab.* Bolivia north to Central Peru.

The type was collected at Mapiri, in Bolivia, by the late Clarence Buckley, and is now in the British Museum—Salvin-Godman collection.

***Metriopelia melanoptera saturator*, subsp. nov.**

*Adult male.* Differs from *M. m. melanoptera* in being darker on the head, back, and lower flanks, and the vinous on the underparts not so pronounced as in those from Peru and the more southern localities.

Total length 200 mm.; exposed culmen 12; wing 131; tail 78; tarsus 21.

The type, which is in the British Museum, was collected at Canār, W. Ecuador, at an altitude of 3000 metres, by P. O. Simons on the 10th of April, 1899.

***Leptoptila verreauxi macconnelli*, subsp. nov.**

*Adult male.* Differs from *L. v. verreauxi* in having the back, wings, and tail bronze-green instead of clay-brown;

mantle deep amethystine ; above and behind the eye and sides of the occiput fiery-red ; fore-neck and breast darker vinous than in the typical form.

Total length 245 mm. ; exposed culmen 18 ; wing 134 ; tail 108 ; tarsus 30.

*Adult female.* Similar to the adult male, but differs in being paler on the back, wings, and tail, with scarcely any trace of amethystine colour on the mantle ; the space over and behind the eye and sides of the nape less bright. Wing 128 mm.

*Hab.* British Guiana.

The type is in the British Museum.

*Geotrygon bourcieri baeza*, subsp. nov.

This bird differs from *G. bourcieri bourcieri* in being paler and more grey on the under surface, darker on the upper parts, and larger in size. "Iris brown, eyelids red, bill black, nostrils reddish, and feet red" (*W. Goodfellow*).

Total length 300 mm. ; exposed culmen 18 ; wing 164 ; tail 106 ; tarsus 43.

*Hab.* Baeza, East Ecuador, altitude 6000 feet.

The type is in the British Museum.

*Pardirallus rityrhynchus simonsi*, subsp. nov.

*Adult male.* Closely allied to *P. r. sanguinolentus*, but differs in being olive-brown on the upper surface, instead of coffee-brown, and not so uniform ; the underparts paler—the breast and abdomen slate-grey instead of bluish slate-colour ; and by the smaller wing-measurement.

Total length 330 mm. ; exposed culmen 53 ; wing 134 ; tail 63 ; tarsus 52 ; middle toe and claw 58.

*Hab.* West Peru.

The type, which is in the British Museum, was collected at Eten, in North-west Peru, by P. O. Simons on the 9th of October, 1899.

*Neocrex erythroptus olivascens*, subsp. nov.

*Adult.* Differs from the type of *N. erythroptus erythroptus* in being olive-brown above instead of bistre-brown, darker

slate-colour on the underparts, and the smaller wing- and tail-measurements.

Total length 183 mm.; exposed culmen 21; wing 99; tail 33; tarsus 28; middle toe and claw 32.

*Hab.* Venezuela.

The type is in the British Museum.

*Conopophaga aurita occidentalis*, subsp. nov.

*Adult male.* Differs from *C. aurita aurita* in having the crown of the head darker, the back olive-brown instead of golden-brown, the breast darker chestnut, the sides of the body darker, and scarcely any white on the middle of the abdomen.

Total length 117 mm.; exposed culmen 14; wing 67; tail 30; tarsus 28.

*Adult female.* Differs from the adult female of *C. aurita aurita* in being darker on the head, back, wings, and tail on the upper surface, and the almost entire absence of white on the under surface, which is more or less conspicuous in the Cayenne bird. Wing 66 mm.

*Hab.* Eastern Ecuador.

The male and female described above are in the British Museum, and were collected on the Rio Napo in Ecuador.

Mr. P. F. BUNYARD read a letter from Dr. SIDNEY H. LONG, in which he stated that the Bearded Tit, which had increased very much of late years in the Broadland district of Norfolk, had been almost exterminated by the severe weather of last winter. He attributed this, not so much to the actual cold as to the lack of food. The Bittern, on the other hand, had become more numerous than formerly, more having bred in Norfolk this year than for many years past.

Mr. STUART BAKER remarked that in some parts of Norfolk the Bearded Tit was quite numerous during the past summer.

Mr. BUNYARD also exhibited the following eggs:—

SWALLOW. *Hirundo rustica*.—A remarkably handsome clutch of six from Lancashire: surface-markings rich reddish brown, exceptionally large, the largest measuring 0·8 mm. in diameter; underlying markings lead-grey, large and conspicuous. Also a clutch of five from Radnorshire, very lightly marked pale red, resembling one form of the eggs of the Willow-Wren, *Phylloscopus trochilus*; underlying markings entirely absent.

SPOTTED FLYCATCHER. *Muscicapa grisola*.—A clutch of five from Radnorshire entirely unpigmented, resembling in colour those of the Pied Flycatcher, *M. atricapilla*: these were shown with a typical egg of each species for comparison.

WOOD WREN. *Phylloscopus sibilatrix*.—A clutch of four from Radnorshire, exceptionally heavily zoned with very rich pigment.


---

The next Meeting of the Club will be held on Wednesday, the 9th of January, 1918, at PAGANI'S RESTAURANT, 42-48 Great Portland Street, W.; the Dinner at 6.45 p.m. Members of the Club intending to dine are requested to inform the Hon. Secretary, Mr. Talbot-Ponsonby, at 5 Crown Office Row, Temple, E.C. 4.

[N.B.—Members who intend to make any communication at the next Meeting of the Club are requested to give notice *beforehand* to the Editor at 34 Elsworthy Road, South Hampstead, N.W. 3, and to place in his hands not later than at the meeting MSS. for publication in the Bulletin.]

(Signed)

ROTHSCHILD,	D. SETH-SMITH,	C. G. TALBOT-PONSONBY,
<i>Chairman.</i>	<i>Editor.</i>	<i>Sec. &amp; Treas.</i>



BULLETIN  
OF THE  
BRITISH ORNITHOLOGISTS' CLUB.

---

**No. CCXXX.**

---

THE two-hundred-and-twenty-seventh Meeting of the Club was held at Pagani's Restaurant, 42-48 Great Portland Street, W., on Wednesday, January 9th, 1918.

*Chairman*: The Lord ROTHSCHILD, Ph.D., F.R.S.

*Members present*:—E. C. STUART BAKER; E. BIDWELL; P. F. BUNYARD; A. EZRA; E. HARTERT; C. INGRAM; Rev. F. C. R. JOURDAIN; G. C. LAMBERT; H. MUNT; C. W. M. PRAED; A. E. PRICE; C. B. RICKETT; W. L. SCLATER; D. SETH-SMITH (*Editor*).

*Guests*:—Col. DRURY; H. R. MUNT; F. R. ROWLEY.

On a motion put to the Meeting by the Chairman, a unanimous vote was passed protesting against the proposal to dismantle the Natural History Museum for transformation into Government offices.

Lord ROTHSCHILD made the following statement:—

In the description of *Turtur afer sclateri* (antea, p. 26) is an unfortunate slip. It should read as follows:

“We have now received skins from Senegambia which differ strikingly from the birds from Western Africa generally, not only by the much *paler* and *less brown* colour of the upperside and the *lighter, less rufescent* breast, but

[January 28th, 1918.]

VOL. XXXVIII.

also by the purplish to crimson beak." It is this paler form which had originally been named *afer*, and therefore I had to give a name, viz. *Turtur afer sclateri*, to the dark West-African form.

In connection with this correction Dr. E. HARTERT called attention to another slip in the last Bulletin of the B. O. C. On p. 35 it had been said that a clutch of eggs of "*Muscicapa grisola*" was "entirely unpigmented." Evidently Mr. Bunyard thought that pigmented meant spotted, while, of course, it means coloured, and the eggs were by no means uncoloured, being light blue.

Dr. Hartert, at the same time, raised a plea for some care in coining new specific, subspecific, or generic names. This was nowadays more important than in olden times, since the Rules of Nomenclature most logically do not sanction the alteration, replacement, or correction of such names. It was a pity to make ornithological nomenclature, for want of knowledge of a little Latin or purposely, a laughing-stock of any advanced schoolboy. Every author who is not acquainted with classical languages can consult a friend or a dictionary, and nobody should recklessly create nonsense-names. One does not make so many new names, that a little time cannot be spent over a name which remains for all posterity.

Lord ROTHSCHILD also exhibited an Eagle-Owl from North Algeria and made the following remarks:—No recent collector or observer has noticed Great Eagle-Owls in Northern Africa, except the Egyptian Eagle-Owl, *Bubo ascalaphus*. Only two authors, *i. e.* Malherbe, 1846, and Loche, 1858 and afterwards, state that *Bubo bubo* is found in Algeria. We only know of one specimen now in existence of the latter, *i. e.* Loche's specimen from Teniet-el-Had, which is in Milan, and of which Mr. Whitaker says that it "is rather small and light-coloured." The specimen which I have now received was shot in the forest of Bugeaud near Bône, in north-eastern Algeria, on December 4th, 1917, and sent to me by Monsieur Paul Dechabert. It



is exactly what Whitaker says about the Teniet-el-Had specimen, and, comparing it with our seven Spanish skins, I cannot separate it from the latter. It must, therefore, be called *Bubo bubo hispanus* Hart. The specimen is especially interesting because it comes from the slopes of the Djebel Edough, where 72 years ago Malherbe said that it was "common."

Lord ROTHSCHILD further made the following remarks on a recently described Albatross:—

In Article xxxv. of the 'Bulletin of the American Museum of Natural History,' vol. xxxvii. pp. 861–864, Dec. 10, 1917, Mr. Robert Cushman Murphy describes a new Albatross collected by Mr. R. H. Beck on the Chilian coast, and which he calls *Diomedea sanfordi*. This bird he compares with *exulans* and *epomophora* (= *regia*). He even goes so far as to establish a new subgenus *Rhothonia* for it. On reading the description I was at once struck by the fact that the differences mentioned were exactly those separating *chionoptera* and *exulans*. On comparing my old and young *chionoptera* from Kerguelen Island (Robert Hall coll.), this was confirmed, and, moreover, we have at Tring a specimen of the latter from Sydney Harbour belonging to Mr. Mathews and there is a record for West Australia. This shows that the bigger Albatrosses fly far and wide, out of the breeding season, and so could easily reach the coasts of S. America. Mr. Mathews has in his book made *chionoptera* a subspecies of *exulans*, but this to my mind is doubtful, and Mr. Mathews is inclined also now to doubt this. To sum up, *D. sanfordi* Murph. = *D. chionoptera* Salv.

Mr. E. C. STUART BAKER described the following new subspecies:—

*Prinia inornata herberti*, subsp. nov.

Nearest to *Prinia i. burmanica*, but easily distinguished by its much darker upper parts, its paler and less rufescent

tone below, and by the very big conspicuous dark spots at the sub-tip of the tail-feathers.

In addition to this it is a much bigger bird. The average wing-measurement of seven specimens of *burmanica* is only 47·5 against 53·0 mm., the average of nine Siamese birds. The tails average 55 mm. in *burmanica* and 64·5 in this new form.

*Types.* ♂. 5. 7. 15. Bangkok. Herbert Coll. in British Museum.

„ ♀. 20. 6. 15. Samkok. Herbert Coll. in British Museum.

*Hab.* Central and South Siam, extreme N.E. of Tenasserim, but not, as far as we know at present, either Siam or Tenasserim in the Malay Peninsula, where the rufous form *P. i. blanfordi* is found.

Mr. E. BIDWELL exhibited an unrecorded egg of the Great Auk, the property of Mr. F. R. Rowley, who had kindly lent it for exhibition. Blown with a small hole at each end, it is in a wonderfully perfect condition. It is heavily marked with black on a white ground and has a zone at the larger end.

Mr. CHARLES CHUBB sent the following descriptions of new subspecies of *Attagis* :—

*Attagis gayi fitzgeraldi*, subsp. nov.

*Adult male.* Differs from *A. gayi gayi* from the typical locality in being paler on the upper surface and the vermiculations finer, the throat is buff instead of whitish, the breast, abdomen, and under tail-coverts vinous-chestnut instead of tawny-ochraceous, the under wing-coverts darker, and the wing and tail measurements larger. “Iris dark straw-colour” (*P. H. Gosse*).

Total length 270 mm. ; exposed culmen 20 ; wing 190 ; tail 78 ; tarsus 27.

*Hab.* Horcones Valley, Andes of Argentina.

The type, which is in the British Museum, was collected on April 23rd, 1897, in the Horcones Valley by Capt. P. H. Gosse, R.A.M.C., who accompanied Mr. E. A. Fitz Gerald on his expedition to the Andes of Argentina.

*Adult female.* Similar to the adult male, but rather larger.

Total length 295 mm.; exposed culmen 20; wing 195; tail 83; tarsus 27.

*Attagis gayi simonsi*, subsp. nov.

*Adult male.* Allied to *A. g. latreilli*, but differs in having the upper parts minutely and profusely mottled with grey, instead of buff marginal and submarginal lines, the dark submarginal lines on the fore-neck paler and not so pronounced, the breast, abdomen, and under tail-coverts vinaceous cinnamon instead of pale chestnut, the under wing-coverts paler, and the wing and tail measurements rather larger. "Iris brown, bill dark, feet bronze" (*P. O. Simons*).

Total length 268 mm.; exposed culmen 17; wing 189; tail 80; tarsus 25.

*Hab.* Crucero, Lake Titicaca, Peru.

The type, which is in the British Museum, was collected by P. O. Simons at Crucero in Peru, on the western side of Lake Titicaca, at an elevation of 5000 metres, on the 30th of June, 1900.

*Adult female.* Similar to the adult male, but slightly larger. Wing 192 mm.

---

The next Meeting of the Club will be held on Wednesday, the 20th of February, 1918, at PAGANI'S RESTAURANT, 42-48 Great Portland Street, W.; the Dinner at 7 p.m. Members of the Club intending to dine are requested to inform the Hon. Secretary, Mr. Talbot-Ponsonby, at 5 Crown Office Row, Temple, E.C. 4.

[N.B.—Members who intend to make any communication at the next Meeting of the Club are requested to give notice *beforehand* to the Editor at 34 Elsworthy Road, South Hampstead, N.W. 3, and to place in his hands not later than at the meeting MSS. for publication in the Bulletin.]

(Signed)

ROTHSCHILD,	D. SETH-SMITH,	C. G. TALBOT-PONSONBY,
<i>Chairman.</i>	<i>Editor.</i>	<i>Sec. &amp; Treas.</i>

BULLETIN  
OF THE  
BRITISH ORNITHOLOGISTS' CLUB.

---

No. CCXXXI.

---

THE two-hundred-and-twenty-eighth Meeting of the Club was held at Pagani's Restaurant, 42-48 Great Portland Street, W., on Wednesday, February 20th, 1918.

*Chairman*: Mr. E. G. B. MEADE-WALDO.

*Members present*:—E. C. STUART BAKER; D. A. BANNERMAN; E. BIDWELL; P. F. BUNYARD; N. CHAPLIN; A. H. EVANS; E. EZRA; E. GIBSON; Rev. F. C. R. JOURDAIN; H. LANGTON; C. OLDHAM; C. W. M. PRAED; A. E. PRICE; J. R. RATCLIFF; C. B. RICKETT; W. L. SCLATER; D. SETHSMITH (*Editor*); C. G. TALBOT-PONSONBY (*Hon. Sec. & Treasurer*); H. M. WALLIS; S. L. WHYMPER.

*Guest of the Club*: Captain C. WILLIAM BEEBE.

*Guest*:—P. G. COLEMAN.

Mr. W. L. SCLATER described the following new Hawks from South America:—

*Milvago chimango temucoensis*, subsp. nov.

Resembling *M. c. chimango*, but very much darker and more richly coloured both above and below; the brown of the back is a rich umber rather than an ashy umber; below, the irregular zigzag transverse banding, which tends to disappear with old birds in the typical race, is much more

[*March 4th*, 1918.]

VOL. XXXVIII.

strongly marked and extends down to the thighs, and the whole colour is much richer and darker. Wing 280–293 mm.

Type, a male from Palal, near Temuco, Prov. Cautin, South Chile, collected by A. Saldarna 15/xi./09. B.M. Reg. no. 1911/4/25/58.

There is a good series of this form in the British Museum from the Cautin and Valdivia Provinces of Southern Chile, while birds from Central and Northern Chile north of the Prov. Cautin appear to be indistinguishable from the typical pale race.

#### *Micrastur plumbeus*, sp. nov.

Resembling in general colour *M. gilvicollis* from the Amazon basin, but very much greyer above, the crown and mantle bluish grey, becoming blacker on the rump and tail; below, the transverse banding extends from the throat to the thighs, but not apparently to the under tail-coverts, and is composed of alternate bands of white and plumbeous rather than white and dusky; the throat and neck are unbanded plumbeous. The tail is very short compared with other species of the genus, and has only one cross-band of white about the middle of its length, though there are traces of another cross-band concealed by the coverts. In the other species of the genus there are always two, often three, such bands.

“Iris light brown to yellowish grey, feet orange-red to yellow, bill blackish with a yellowish cere.”

Type, a male from Carondelet, Rio Bogota, Prov. Esmeraldas, N.W. Ecuador, about 450 feet elevation. Collected by Messrs. Miketta and Fleming, 23/iii./1901. B.M. Reg. no. 1902/5/5/62.

Measurements of type: Length about 330 mm., wing 178, tail 125, tarsus 64, bill (without cere, measured straight with dividers) 15. In a female the wing is 167, the tail 120.

There are in the British Museum two other examples from the same district, collected by Messrs. Miketta and Fleming. Another younger bird with only the breast transversely marked, in the Tring Museum, was obtained by the same collectors in the same region.

*Geranospiza niger balzarensis*, subsp. nov.

Very like *G. n. niger* of Mexico and Central America, but slaty-blue, not black, above and below. Wing 290 mm.

Type from the Balzar mountains in the Guayas Province of Ecuador, collected by W. Illingworth. B.M. Reg. no. 87/5/1/176. 3 a/

Another example from the same locality and a third from Puna Island off the coast of Ecuador, in the neighbourhood of Guayaquil in the same province, are preserved in the British Museum.

Captain C. WILLIAM BEEBE gave a graphic account of the establishment and working of the Tropical Research Station founded by the New York Zoological Society in British Guiana, of which he is Directing Curator.

The station of Kalacoon is situated at Bartica, a point where the Mazaruni and Cuyuni rivers join the Essequibo river. Kalacoon is the name of a large two-storied house, built on a hill some 200 feet above the Mazaruni river and now used as the laboratory of the station, and from its windows can be seen the three large rivers above mentioned together with nine islands. To the east is a rubber plantation, and across the river a small group of houses forming a Government rest-house and penal settlement. Beyond these in all directions are rolling hills, covered with tropical jungle containing a great abundance of wild life. No better spot could well be found for a Tropical Research Station, nor one more delicately balanced between the primitive wildness and those comforts of civilization which lead to health and the ability for work. Three times a week the station is visited by a small steamer bringing ice, fresh vegetables, and mails. Mosquitoes, flies, malaria and other fevers are absent; the day temperature generally varies from 68 to 93 degrees, while the nights are cool and one needs two blankets. There are vampires, but a lantern turned low kept them away, and while *bête rouge* were annoying they were easily guarded against. It was possible to work hard day after day, month after month, and remain in good health. The one thing which was regrettable was the

impossibility of being able adequately to cope with the very large number of specimens which accumulated, or to understand more than a fraction of the mass of strange facts and phenomena which were presented to the workers.

Mr. Beebe mentioned the kind of work which he with his assistants was doing at the Station, and referred to two classes of birds whose life-history was practically unknown and into which he had been able to throw some light. In the case of the Toucans, birds which had been known for hundreds of years and of which examples of many species had been kept in captivity, nothing was known about their nesting habits in the wild state. In the limited area of Bartica Estate five species occurred, and the nests of these had been found and the eggs and young described and photographed\*.

Three species of Tinamou occurred in the vicinity of Bartica, these belonging to two genera, *Tinamus* and *Crypturus*, the characters of differentiation, recognized by ornithologists throughout the world, being in the scales of the tarsus. In *Tinamus* the hinder part of the leg is very rough, the edges of the scales projecting so as to form a series of rugged corrugations, whereas in *Crypturus* the scales on this part of the leg were quite smooth. Ornithologists have never questioned the reason for this difference in two so nearly-allied genera, but have accepted it without asking "why?" Mr. Beebe, however, decided to do his best to solve the riddle. He noticed that the roughened scales in *Tinamus* were always very dirty, their interstices being often completely choked with fine mud or fibrous mould, whereas the legs of *Crypturus* were always as clean as they were smooth. With a half-framed theory in his mind, he washed off the dirt from the legs of several specimens and sprinkled it on to a pot of earth which had been previously baked. In the course of a week or so he had obtained an interesting assortment of mosses and arboreal plants.

\* The small Toucan *Selenidera maculirostris* bred in the London Zoological Gardens in 1913, a young bird being hatched but dying before leaving the nest. This nestling was figured in the *Proceedings* of the Zoological Society, 1913, pp. 1095, 1096, special attention being called to the serrated heel-pads.—ED.



The next stage towards a solution was to question an intelligent native hunter as to the habits of these birds, with the result that the two species of *Crypturus* were said to sleep on the ground, but *Tinamus* to roost in trees! This latter habit seemed so foreign to the nature of a bird so specialized for terrestrial life that further proof was desirable, such proof, however, being soon forthcoming.

It happened that, late one afternoon, when at some distance from the Station, Mr. Beebe was overtaken by a heavy down-pour of rain and took shelter in a large hollow tree-trunk. There were many interesting things to watch while the storm lasted, but the incident which dwarfed all others was the appearance of a *Tinamus* which stepped past with quick strides, and half-leaped, half-fluttered awkwardly up to the base of a leaning tree, and with widely balanced wings made its way forty or fifty feet still higher to a large horizontal branch, and, without hesitation, backed close against the trunk, squatted, and, facing lengthways of the branch, rested on its tarsi which were applied closely to the rough mossy bark.

Mr. Beebe impressed upon the meeting the fact that with the abundance of material for research, more workers were desirable, and a hearty welcome would be given to all naturalists who cared to visit the Station.

Mr. CHARLES CHUBB communicated the following description of new forms from South America:—

*Grallaria punensis*, sp. nov.

*Adult female.* Allied to *G. andicola*, but differs in having the back, wings, and tail uniform olive-brown, the crown of head darker with ferruginous shaft-lines to the feathers, the hinder face and sides of neck ferruginous with black fringes to some of the feathers, a patch of ferruginous buff on the lower throat, and the abdomen darker and more easily streaked. "Iris, bill, and feet brown" (*P. O. Simons*).

Total length 155 mm., exposed culmen 20, wing 96, tail 42, tarsus 49.

*Hab.* South Peru.

The type, which is in the British Museum, was collected at Limbare, Puno, South Peru, at an altitude of 3000 metres, on July 4th, 1900, by P. O. Simons.

*Corythopsis torquata sarayacuensis*, subsp. nov.

*Adult.* Upper parts including the head, back, and wings rufous-brown; tail and inner webs of flight-quills smoke-brown; a golden-brown collar on the hind-neck; throat and abdomen white; fore-neck and breast black; sides of the body and flanks pale smoke-brown; under tail-coverts and under wing-coverts dusky brown.

Total length 100 mm., culmen 16, wing 64, tail 43, tarsus 25.

The type, which is in the British Museum, was collected at Sarayacu, in Ecuador, by the late Clarence Buckley, Salvin-Godman Collection.

*Aramides cajanea salmoni*, subsp. nov.

*Adult male.* Differs from *A. c. cajanea* in being bronze olive-green instead of rufous-brown, the rump and upper tail-coverts smoke-black instead of deep black; neck all ash-grey instead of dark slate-grey; abdomen rufous instead of chestnut; thighs pale ash-grey instead of dusky grey.

Total length 380 mm., exposed culmen 51, wing 184, tail 74, tarsus 73.

*Hab.* Northern Colombia and Panama.

The type, which is in the British Museum, was collected at Remedios, Antioquia, Colombia, by T. K. Salmon—Salvin-Godman Collection. There are three other specimens in the National Collection from Panama which belong to this form.

MR. GREGORY MATHEWS sent the following description of a new subspecies of *Pomatostomus*:—

*Pomatostomus ruficeps parsonsi*, subsp. nov.

Differs from *P. ruficeps ruficeps* from Broken Hill in being much paler on the back.

Type collected at Pungonda, South Australia, in September 1917 by Mr. F. E. Parsons, after whom it is named.

On looking up this species I find the type-locality is not Adelaide, but the interior, so I designate Broken Hill as being more probable. This new subspecies is the furthest southern record for the species, so Mr. Parsons tells me. (P. 202, Mathews, 'List of Birds of Australia,' 1913.)

Mr. P. F. BUNYARD wishes to point out an error in his description, at the December meeting, of a clutch of eggs of the Spotted Flycatcher. Page 35, line 11, for "entirely unpigmented" read "entirely without markings."

---

The next Meeting of the Club will be held conjointly with the Dinner of the B. O. U. on Wednesday, the 13th of March, 1918, at PAGANI'S RESTAURANT, 42-48 Great Portland Street, W. ; the Dinner at 7 p.m. Members of the Club intending to dine are requested to inform the Hon. Secretary, Mr. Talbot-Ponsonby, at 5 Crown Office Row, Temple, E.C. 4.

**SPECIAL NOTICE.**—The March Meeting will be mainly devoted to an exhibition of Lantern Slides by Members of the Union and Club.


[N.B.—Members who intend to make any communication at the next Meeting of the Club are requested to give notice *beforehand* to the Editor at 34 Elsworthy Road, South Hampstead, N.W. 3, and to place in his hands not later than at the meeting MSS. for publication in the Bulletin.]

(Signed)

E. G. B. MEADE-  
WALDO,  
Chairman.

D. SETH-SMITH,  
Editor.

C. G. TALBOT-  
PONSONBY,  
Sec. & Treas.



# BULLETIN

OF THE

## BRITISH ORNITHOLOGISTS' CLUB.

---

**No. CCXXXII.**

---

THE two-hundred-and-twenty-ninth Meeting of the Club was held at Pagani's Restaurant, 42-48 Great Portland Street, W., on Wednesday, March 13th, 1918, conjointly with the Annual Dinner of the British Ornithologists' Union.

*Chairman:* Col. R. G. WARDLAW-RAMSAY.

*Members present:*—E. C. STUART BAKER; D. A. BANNERMAN; HUGH G. BARCLAY; G. K. BAYNES; E. BIDWELL; S. BOORMAN; H. B. BOOTH; P. F. BUNYARD; R. W. CHASE; Col. S. R. CLARKE, C.B.; H. N. COLTART; H. J. ELWES; A. H. EVANS; E. EZRA; E. GIBSON; T. IREDALE; Rev. F. C. R. JOURDAIN; G. C. LAMBERT; H. LANGTON; G. M. MATHEWS; E. G. B. MEADE-WALDO; H. MUNT; C. OLDHAM; C. E. PEARSON; W. J. P. PLAYER; A. E. PRICE; W. P. PYCRAFT; C. B. RICKETT; H. RUSSELL; D. SETH-SMITH (*Editor*); C. G. TALBOT-PONSONBY (*Hon. Sec. & Treasurer*); Comdr. R. E. VAUGHAN; H. M. WALLIS.

*Hon Lady Members of B. O. U.*—Miss MAUD D. HAVILAND; Miss E. L. TURNER.

*Guests:*—G. EVANS; Sir H. H. HOWORTH; F. E. JOURDAIN; Comdr. W. LUCAS, R.N.; Lieut. E. W. TAYLOR.

[April 2nd, 1918.]

VOL. XXXVIII.

Mr. P. F. BUNYARD exhibited a clutch of nine eggs with down and feathers of the White-eyed Pochard, *Nyroca nyroca*, from Velenceze Lake, Hungary, taken on May 30th, 1899, by the late Capt. F. C. Selous, and made the following remarks:—

Comparatively few authenticated eggs of this occasional visitor appear to have reached this country, certainly very few with down and feathers, consequently little is known of the latter—in fact, I have been unable to find any accurate description of them. Howard Saunders (Manual, p. 466), in describing a nest taken in Spain by Lord Lilford, says that the down is *brownish white* and feathers *white*; this is an obvious error, and in quoting Mr. W. E. Clark the down is described as brownish black. Mention is also made of the eggs being *whitish*, but I have not met with eggs of this colour, and have never found them tinged with green as mentioned by some writers, but this may possibly occur.

Description:—Eggs pale buff, in shade like one form of the eggs of the Red-breasted Merganser, *Mergus serrator*. Out of 32 species of Duck on the British list, 20 have cream-to buff-coloured eggs, and 12 olive-green to blue; those of the White-eyed Pochard and Red-breasted Merganser show the warmest shade of buff.

Feathers:—Type, chocolate-brown, pale brownish at base, with sharply defined white tips; the darker portion is distinctly mottled with pale brown. They are very distinctive and cannot be confused with the feathers of any other members of the genus *Nyroca* or, in fact, any other British Duck. They resemble somewhat those of the Harlequin Duck, *Histrionicus histrionicus*; the tips, however, of these are not white, and they are also much larger.

Size:—About the same as those of the Tufted Duck. Measurements 24 mm. to 29 mm.

Down:—Black-brown to chocolate-brown, shows no conspicuous white centre, *i. e.*, has no white immediately round the quill (this is characteristic of the down of the genus), similar to that of the Tufted Duck in colour and size.

Weight average of 16 eggs 3·796 g. (own weights).

Size:—Intermediate between those of Gadwall, *A. strepera*, and Smew, *Mergus albellus*. Average measurements of 21 eggs, 53·91 × 39·23 mm. (Rey's).

Grain of shell, coarse in appearance and touch, similar to the eggs of the Smew and Blue-winged Teal, *Querquedula discors*.

To support his description Mr. Bunyard exhibited mounted specimens of down and feathers of all the genus *Nyroca*, with the exception of the Red-crested Pochard, *N. rufina*; also eggs of the following species, which have the type-eggs white to buff:—Velvet Scoter, Goosander, Sheld-drake, Red-breasted Merganser, Harlequin Duck, Wigeon, Hooded Merganser, Gadwall, White-eyed Pochard, Smew, Buffel-headed Duck, Green-winged Teal, Teal, Garganey, and Blue-winged Teal. These were arranged in their respective sizes and varying shades of colour.

Mr. CHARLES CHUBB sent the following descriptions of new forms of South-American birds:—

*Planesticus fredericki*, sp. nov.

*Adult*. Allied to *P. fumigatus fumigatus*, but differs in being dark ochreous brown on the top of the head, entire back, upper tail-coverts, and outer aspect of wing, instead of cinnamon-brown, the inner webs of the flight-quills darker and inclining to blackish brown, the tail sooty-brown instead of cinnamon-brown, the throat white, the breast and sides of the body bright fawn-colour instead of golden brown, and the smaller measurements.

Total length 195 mm., exposed culmen 17, wing 105, tail 76, tarsus 30.

*Hab.* British Guiana.

The type, which is in the McConnell collection, was collected at Bartica in 1911.

*Planesticus fumigatus abariensis*, subsp. nov.

*Adult*. Differs from typical *P. fumigatus fumigatus* from

Brazil in having the upper surface, including the head, sides of face, back, wings, and tail chocolate-brown instead of cinnamon-brown, in being darker on the throat, the breast, abdomen, sides of body, and under tail-coverts dull umber-brown, not golden brown, and the axillaries and under wing-coverts dull rufous, instead of orange-rufous.

Total length 214 mm., exposed culmen 18, wing 120, tail 92, tarsus 33.

*Hab.* British Guiana.

The type, which is in the McConnell collection, was collected on the Abary River in September 1906.

*Planesticus fumigatus ochro-fulvescens*, subsp. nov.

*Adult.* Differs from typical *P. fumigatus fumigatus* from Brazil in being pale ochreous brown on the top of the head, sides of the face, back, wings, and tail, instead of cinnamon-brown, the breast, abdomen, and sides of body ochreous, instead of golden brown, and the under wing-coverts paler orange-rufous.

Total length 230 mm., exposed culmen 17, wing 111, tail 88, tarsus 30.

*Hab.* Trinidad and Venezuela.

The type, which is in the British Museum (Cavendish Taylor Bequest), was collected at Trinidad in January 1863.

The evening was chiefly devoted to an exhibition of lantern-slides.

Miss E. L. TURNER showed several slides of Hickling Broad and its neighbourhood, illustrating the localities where her best known work had been done. Photographs were shown of the launching of her tiny aquatic home, the 'Water Rail,' and of the various Broadsmen who have helped her since 1901. The bird illustrations included a series of Swans and their young, Great Crested Grebe, and Reeve.

Miss MAUD D. HAVILAND exhibited some beautiful slides. The first was from a camera lucida drawing from a magnified



section of a Snipe's bill, showing the corpuscles of Herbst which form the principal sensory nerve-endings in that organ. These bodies were discovered by Herbst about 1848, and described twenty years later by Leydig (*Archiv. f. mik. Anat.* 1868). They are supplied by the superior maxillary branch of the trigeminal (5th cranial) nerve, and lie in pits in the bone at the tip of the bill. They consist of a central core of two parallel rows of square-shaped nuclei, between which runs the axon of the nerve, and of an outer coat or capsule of numerous laminae. The older histologists, including Leydig, believed the whole structure to be nervous, but the work of Symonovicz (*Ibid.* 1897) has shown that the capsule is of connective-tissue origin. The whole organ is morphologically allied to the Paccinian Corpuscle of mammals.

Slides were then shown of the Great Black-backed, Herring, and Black-headed Gulls, Black- and Red-throated Divers, Terns, Plover, etc.

Mr. ALFRED EZRA exhibited a most interesting series of slides illustrating a hunting trip in Assam, the photographs of Vultures assembled on and around the carcasses of the game that had been shot being especially noteworthy.

Mr. E. C. STUART BAKER showed a number of slides of the nests and eggs of rare Indian birds.

Mr. J. H. OWEN, who was unable to attend, kindly sent a collection of slides, mostly taken in 1917, illustrating the nest of a Sparrow-Hawk, and showing various attitudes of the hen bird and of her young. Some very interesting slides were also shown of the young Cuckoo in the act of ejecting the eggs and young of its foster-parents and of the latter feeding the young Cuckoo; while another series showed the Greater Spotted Woodpecker at its nesting-hole and feeding its young.

Mr. D. SETH-SMITH showed some slides of birds taken in the Zoological Society's Gardens.

---

The next Meeting of the Club will be held on Wednesday, the 10th of April, 1918, at PAGANI'S RESTAURANT, 42-48 Great Portland Street, W.; the Dinner at 7 p.m. Members of the Club intending to dine are requested to inform the Hon. Secretary, Mr. Talbot-Ponsonby, at 5 Crown Office Row, Temple, E.C. 4.

[N.B.—Members who intend to make any communication at the next Meeting of the Club are requested to give notice *beforehand* to the Editor at 34 Elsworth Road, South Hampstead, N.W. 3, and to place in his hands not later than at the meeting MSS. for publication in the Bulletin.]

(Signed)

R. G. WARDLAW-  
RAMSAY,  
*Chairman.*

D. SETH-SMITH,  
*Editor.*

C. G. TALBOT-  
PONSONBY,  
*Sec. & Treas.*

# BULLETIN

OF THE

## BRITISH ORNITHOLOGISTS' CLUB.

---

**No. CCXXXIII.**

---

THE two-hundred-and-thirtieth Meeting of the Club was held at Pagani's Restaurant, 42-48 Great Portland Street, W., on Wednesday, April 10th, 1918.

*Chairman*: The Lord ROTHSCHILD, Ph.D., F.R.S.

*Members present*:—E. E. ADAMS ; E. C. STUART BAKER ; D. A. BANNERMAN ; G. BAYNES ; P. F. BUNYARD ; Col. S. R. CLARKE, C.B. ; E. GIBSON ; E. HARTERT ; Rev. F. C. R. JOURDAIN ; G. C. LAMBERT ; H. MUNT ; E. G. B. MEADE-WALDO ; C. OLDHAM ; C. W. M. PRAED ; F. K. RATCLIFF ; C. B. RICKETT ; D. SETH-SMITH (*Editor*) ; C. G. TALBOT-PONSONBY ; G. de H. VAIZEY.

*Guests*:—G. F. ARCHER, C.M.G. ; G. de H. VAIZEY, Jun.

LORD ROTHSCHILD exhibited a curious *Rhipidura* from Kapaur, western New Guinea, where it was collected by William Doherty in February 1897, and made the following remarks:—

In 'Novitates Zoologicae,' 1903, p. 463, this specimen was erroneously recorded as *Rhipidura leucothorax*, from which, however, it differs in having the throat white, the

white tips to the rectrices only half as wide, and the middle of the lower breast and upper part of the abdomen not white to the base, but brown with wide white tips. The colour of the upperside is also lighter than in *R. leucothorax* and almost as pale as in *threnothorax*. The wing is slightly longer than in both the latter species, measuring 87 mm.

This bird may either be a new species, or a hybrid between *R. leucothorax* and *R. threnothorax*, having the white throat and paler back of the latter, white in the middle of the breast and abdomen and to the tips of the rectrices as in the former. Both species occur together in many parts of New Guinea.

*Rhipidura fumosa* Schlegel is evidently a third species found on Jobi Island, and so far only known from the type in the Leyden Museum. Sharpe was clearly wrong in considering it to be the young of *threnothorax*. Cf. Salvadori, Orn. Pap. ii. p. 56 (1881); also Ogilvie-Grant, Ibis, Suppl. 2, p. 150 (1915).

Dr. ERNST HARTERT communicated the following notes on various species of *Rhipidura*:—

In 'Novitates Zoologicæ,' 1903, p. 242, I united certain *Rhipiduræ* from the northern South-East Islands—*i. e.* from the Key Islands and the islands of the Tiandu group (Taam, Koer and Kilsoein, or Kur and Kilsuin) and the Watubela group (Kisoei or Kisui and Teoor, *cf.* Nov. Zool. 1901, pp. 1, 2)—under the name of *Rhipidura setosa assimilis*. I am, however, now of opinion that *assimilis*, *setosa*, *tenkatei*, *pallidiceps*, *büttikoferi*, *hoedti*, *bouruensis*, *obiensis*, *gularis*, *cinerea*, *vidua*, *kordensis*, *lenzi*, *niveiventris*, *isura*, and *nigromentalis* are representative subspecies of *Rhipidura rufiventris* Vieill. 1818, which is the oldest name. With regard to most of these forms, Stresemann (Nov. Zool. 1914, p. 130) has already come to the same conclusion. Moreover, what I called fifteen years ago *R. setosa assimilis* is not a uniform group, but is separable into three subspecies:—

1. *Rhipidura rufiventris assimilis* Gray: Key Islands.—

Tips to lateral rectrices whitish buff. Above greyish brown, chest brownish grey, the white spots not very sharply defined. Abdomen buff. Wings, ♂ 85–88, ♀ 81 mm.; tail, ♂ 83–89 mm. Since mentioning these birds in 1903 we have received more specimens, and have now 8 males and 1 female from Tual (Little Key) and Add (north of Great Key), all collected by the late Heinrich Kühn.

2. *Rhipidura rufiventris finitima*, subsp. nov. : Teoor and Kisoei in the Watubela Group, north of Key.—Very much like *R. r. assimilis*, but upperside, especially crown, darker, the tips to the lateral tail-feathers brownish buff, abdomen as a rule slightly richer in colour. Larger: wing, ♂ 88–91·7, ♀ 87–88; tail 89–92 mm. Type: ♂, Kisoei, 13.iii.1900. No. 2084, H. Kühn coll.

3. *Rhipidura rufiventris perneglecta*, subsp. nov. : Taam, Kilsoein, and Koer in the Tiandu Group.—Upperside still darker than in *finitima*; chest darker and with the white spots more sharply defined; abdomen somewhat richer in colour. Tips to the lateral tail-feathers almost pure white. Bill larger. Wing, ♂ 89–92, ♀ 86–87 mm. Type: ♂ ad., Taam, 22. vii. 1899. H. Kühn coll., No. 1352.

*Rhipidura squamata henrici*, subsp. nov.

Similar to *Rh. squamata squamata* from the Banda Islands, but differs in the more conspicuous, more rufous-cinnamon, less brownish, and slightly wider outer edges to the inner primaries and secondaries, which give a more rufous outer aspect to the wing. The middle tail-feathers are also less dark than in the Banda form. In the majority, but not in all examples, the sides of the breast and abdomen are less blackish, but this difference should be confirmed by a bigger series from Banda, from where we have only seven skins, and not all in very good condition. Apparently a little larger: wing of 8 ♂ ♂ 74–78 mm., against 72–75·5 in 6 ♂ ♂ of *squamata*.

*Hab.* Outlying small islands of the Key Group (Ohimas, Godan, Roemadan, Cape Ngidioen, Soa), Koer and Manggoer groups, and Taam. A single female in very worn plumage

from Maar in the Ceram-laut group evidently belongs to the new form, and so do apparently three specimens from Pulo Babi in the Aru group.

Type: ♀ from Kilsoein, Koer group, 2.vii.1892. H. Kühn coll., No. 1287 (Tring Museum).

In 'The Ibis,' Suppl. 2, p. 149 (1915), Mr. Ogilvie-Grant named a *Rhipidura* from Rendova in the Solomon Islands *Rhipidura harterti*, but, as Mathews, Nov. Zool. xviii. p. 319 (1912), had already named a "*Rhipidura flabellifera harterti*," Mr. Ogilvie-Grant's name cannot be used, and as the Rendova bird is, in my opinion, undoubtedly a subspecies of *Rhipidura rufifrons* (Lath.) from Australia, I hereby call it

*Rhipidura rufifrons granti*, nom. nov.

The differences from *rubrofrontata* pointed out by Mr. Ogilvie-Grant are quite conspicuous. We had failed to notice them, as we had no topotypical specimens of *rubrofrontata* from Guadalcanar. I accept Mr. Grant's diagnosis, and designate as the type of *R. r. granti* a male from Rendova, 27.ii.1904, No. A. 1381, A. S. Meek coll., in the Tring Museum.

The wings of *R. r. granti* measure: 12 ♂♂ 74-78, 7 ♀♀ 68.5-72 mm.

Rendova, Gizo, Vella Lavella, and Kulambangra Islands.

\* *Rhipidura rufifrons commoda*, subsp. nov.

Specimens from Bougainville, again, differ from *granti* in having the ear-coverts brown as in *R. r. rubrofrontata*, and in being much smaller. They differ from *R. r. rubrofrontata* in having nearly the basal half of the middle tail-feathers rufous as in *granti*. The rufous colour extends also further up the back. The colour of the back and rump is also much darker in *rubrofrontata*. Wings: 4 ♂♂ 68-70.5, 3 ♀♀ 64-65 mm.

Bougainville. Two specimens from Choiseul appear to be inseparable from the Bougainville ones.

Type: ♂ ad. Bougainville, 26. xii. 1907. No. 3669, A. S. Meek coll.

Mr. GODFREY C. LAMBERT exhibited a Continental Jay (*Garrulus glandarius*) shot at Cobham, Surrey, on the 5th of January, 1918, the plumage of which was unusual.

The alternating black, white, and blue barring of the major coverts of the primaries was repeated (though in duller tones) in the tail. This was seen in all the tail-feathers (except the outer pair) and in the central feathers, extending to within an inch of the end.

A suspicion of this marking was sometimes seen in normal specimens towards the base of the tail, but to a much less extent, and the colour was not nearly so bright as in the specimen exhibited.

Other variations of plumage might be noted. The chestnut-brown of the inner tertials was less than in the normal bird, and the black streaks of the crest were broader and more defined.

Colonel STEPHENSON CLARKE exhibited a new Pigeon from Somaliland, which he described as follows :—

*Columba oliviæ*, sp. nov.

This bird appears to be perhaps nearest to *C. ænas*, though at the same time remarkably distinct from that species ; it may be recognised at once by its lighter coloration and the absence of the dark markings on the secondary coverts. It is generally of a pale lavender-grey, rather darker on the rump, and with a distinct pink wash extending from the base of the bill over the top of the head above the line of the eyes as far as the nuchal collar, which extends across the hinder half of the neck and is of a brownish lilac slightly shot over with metallic tints. Besides the black tips to the tail-feathers of *ænas*, *oliviæ* possesses a black band across the centre of the tail-feathers. The cere round the eye is of a brilliant coral-red. The colours of the feet, bill, and iris, have not been described.

The measurements are :—Total length about 280 mm. Wing 205 mm. ; tail 107 mm. ; tarsus 30 mm. ; chord of culmen with cere 22 mm.

Type A: ♂ collected at Dubbar, eight miles south of Berbera, British Somaliland, at 700 ft., on December 5th, 1917, by Mr. G. F. Archer, and presented by him to the British Museum.

This very distinct species was discovered by Mr. G. F. Archer, C.M.G., inhabiting cliffs in the neighbourhood of Berbera, British Somaliland, and is named after Mrs. G. F. Archer.

Mr. G. F. ARCHER made the following observations on *C. olivæ* :—

The habitat of this species, as I know it, is very localized. I have only met with it in the maritime range at Dubbar, seven miles due south of Berbera, and as far south as Bihendula, twenty-five miles inland on the main Berbera-Sheill road, at altitudes varying from 700 feet at Dubbar to 2000 feet in the Bihendula Nullah. I have obtained one specimen in October and three in December, and it is only in the winter months that it is to be found in this locality. I am under the belief that it comes here to breed in the rocks and caves of the maritime range—a series of limestone scarps rising 1000 feet or more out of the Plain. But, on the other hand, I have failed to locate the nests of the bird, and am not sure, indeed, whether January and February would be likely breeding-months of a Stock Pigeon in Africa. An indication might, perhaps, be found in the case of *Columba guinea*, a species which is not unlike in habits, except that I have never known *C. olivæ* separate itself by more than a few hundred yards from the rocks and crevices of the escarpment where it lives.

This bird is, by nature, shy and wary, and sometimes goes in small flocks of five or six individuals, more generally in twos and three. It feeds on grain, coming down to the camel lines; and it is on such occasions only that an easy opportunity is provided to secure specimens. It is very difficult to approach in the open.

Where this species migrates to in the summer months—April to September—I am unable to say. It certainly



does not remain in the Maritime Plain. The hot, sand-laden Khary wind sets in in June, and the temperature goes up in jumps of  $10^{\circ}$  to  $110^{\circ}$  in the shade, and the conditions of life thereupon become intolerable for man and beast alike, with the change of the monsoon. For this period the Maritime Plain is practically devoid of all human and animal life.

Dr. E. HARTERT exhibited and described a new subspecies of Oriole, as follows:—

*Oriolus luteolus thaiacous*, subsp. nov.

The male of the Black-headed Oriole of Siam and neighbouring countries differs from that of *O. luteolus luteolus* in the much greater amount of black on the tail. While in the Indian typical form the three outer rectrices have no, or exceptionally very little, black, and the fourth is generally also entirely black or with a black spot on the inner web, in the Siamese form the black bar across both webs extends to the outermost or penultimate tail-feathers, though sometimes the bar extends only to the third outer pair, while the two outermost pairs have only black patches on the outer webs or are, in two out of twelve birds, exceptionally quite yellow. Quite exceptionally one finds among *O. l. luteolus* specimens in which the bar extends beyond the two central pairs, and in one out of about a hundred to the penultimate pair. It seems that on an average the Siamese form has shorter wings, in adult males about 133 mm., which is the minimum in *O. l. luteolus*, where they often reach quite 140 mm. in length. Though this is a very variable character, there is also generally less yellow on the secondaries in the male of *O. l. thaiacous*.

*Hab.* Siam, from the Malay Peninsula east of Tenasserim to Kompong-thom in Cambodia.

Type: ♂ ad. Koh-Lak, Siamese portion of northern Malay Peninsula, east of Tenasserim, 17. xi. 1913, W. J. F. Williamson leg. Tring Museum.

Besides the type, we have in the Tring Museum a pair

from Phum-Liu near Kompong-thom in Cambodia; and Mr. E. C. Stuart Baker has kindly given me information about ten others from Siam in the British Museum, collected by Messrs. Herbert, Barton, Flower, and Williamson. Probably the Orioles from the Chindwin Hills belong also to *O. l. thaiacous*.

The following notes have been received from Mr. E. C. STUART BAKER:—

In a recent article in 'The Ibis' (1918, p. 232) Mr. Boden Kloss has identified the Siamese form of *Garrulax moniliger* as *mouhoti* of Sharpe, whereas in the Bull. B. O. C. of 1917, p. 8, I gave the Siamese form a new name, *leucotis*. At the time I wrote this the three birds from Cambodia to which Sharpe originally gave the name *mouhoti* could not be found, but they have now been discovered, and are undoubtedly the same bird as that found in Siam. My name therefore becomes a synonym of *mouhoti*.

On the other hand, I find that the Siamese bird is *not* the same as the Burmese bird and that the latter will require a new name. There are therefore three well-marked forms of *Garrulax moniliger*.

*Garrulax moniliger moniliger* Hodgson.

*Type locality.* Bengal.

Tail-feathers tipped white; ear-coverts black, with small white patch in centre. General plumage pale, and chestnut band on nape pale and narrow.

*Habitat.* India and N. Burma, including Chin and Kachin Hills, Shan States, Arrakan, and Lower Chindwin.

*Garrulax moniliger fuscata*, subsp. nov.

*Type:* ♂, No. 86.10.1.3952, B.M. coll.

*Type locality.* Tavoy.

Tail-feathers tipped smoky rufous; ear-coverts white with black tips. Nape-band rather brighter and broader. Plumage generally much the same, or *slightly* darker.

*Habitat.* Southern Burma and Siam in the Malay Peninsula, and the south central portions of Burma.

*Garrulax moniliger mouhoti* Sharpe.

*Type locality.* Cambodia.

Tail tipped with dark rufous; necklace round neck and nape a much richer deeper red and also more widely extended on nape. Rufous of lower parts brighter and deeper and upper parts much darker.

*Habitat.* Cambodia and Siam.

Mr. C. BODEN KLOSS has sent from Kuala Lumpur, F.M.S., the following notes regarding the new subspecies of Siamese birds described in the 'Bulletin,' No. ccxxvii, pp. 8-9:—

I know well the form of *Garrulax moniliger* to which Mr. E. C. Stuart Baker has given the name *leucotis*, and identify it with *Garrulax mouhoti* Sharpe, of Cambodia (*vide* my paper in the current volume of 'The Ibis'). As Mr. Baker has made no reference to *mouhoti*, which is a name that has been much overlooked, I think that further examination of the supposed new form in connection with it is desirable. As far as I am aware, no race of *Garrulax moniliger* occurs anywhere in Malaya as stated.

The type female of *Pomatorhinus nuchalis klossi* should be attributed to Mr. E. G. Herbert, not to me, if it came from Samkok as recorded.

With regard to the localities mentioned, I think that neither Mr. Baker nor Mr. Herbert will object to the following emendations:—

Mi-Nam-Kabren is more correctly Krabin, and is situated in about longitude  $101^{\circ} 45'$ , on the Bangpakong River, which flows into the eastern corner of the inner Gulf of Siam.

Tung Song Paa (also misspelt Tang, Song Paa: Paa = jungle) is indeed politically in Siam, but to record it there without qualification gives a false idea of provenance. Geographically it is in the Malay Peninsula, lying in about the same latitude as Junk Ceylon Island ( $8^{\circ}$  N.), and faunistically is more Malayan than Indo-Chinese. For the Malay Peninsula between the Isthmus of Kra and the Malay States I have suggested the name Peninsular Siam as being without ambiguity (*vide* 'Ibis,' January 1918).

Klong Wahip, or more correctly Klong Wang Hip, is near Tung Song.

Samkok is a little south of Ayuthia, in Central Siam.

Maprit (also misspelt Marpit) is in the State of Patiyu, in about 11° N. latitude, between Mergui and Victoria Point (well-known ornithological localities), but on the east coast: Klong Bang Lai is near it. This portion of Siam I have called South-western Siam (*vide* 'Ibis,' January 1918).

Siam is not a country whose minor features and villages are well known, and I think that when typical localities of geographical races are in question obscure places should be accompanied by some indication of their situation.

Mr. E. C. STUART BAKER sent the following communication on the species *Graucalus macei*:—

As with so many Indian birds, those of this species show a very great geographical variation in size. In the extreme North the birds attain their greatest size, and then gradually but steadily decrease in dimensions towards the South, until in Ceylon and the South of Burma and the Malay Peninsula we get the smallest specimens of all.

In the present case we have birds in Ceylon with an average wing-measurement of 145·4 mm., whilst in the North of India, from Simla to Bengal, we have a series of specimens with wings averaging 177·7 mm.

It is impossible to keep as one species with no geographical races birds with wing-measurements differing practically an inch and a half (32·1 mm.). At the same time it is difficult to know where to draw the line between the various subspecies when these are divided by size alone.

There is, however, one feature which suffices at once to divide the Burmese from the Indian bird, and that is the fact that the adult female Indian bird—including those obtained in the Andamans—has the chin, throat, and upper breast barred, whereas those from Burma, Siam, and Hainan have these parts a uniform pale grey, much as in the male. It is true that in the British Museum

series there are two or three specimens labelled "♀," but these have the dark lores and eye-streak of the male bird, and are undoubtedly of that sex.

The table below gives in detail the measurements of 184 specimens, the males and females being given separately; probably, however, the differences shown between the sexes do not mean anything, for though in most instances the females are smaller than the males, yet in Central and South Burma the contrary prevails.

		Average.	Average.
27	Northern India, ♂.	Wing 170-191, 178·9;	tail 112-135, 125·5 mm.
19	" " ♀.	" 163-185, 176·0;	" 110-134, 119·6 mm.
11	Central India, ♂.	Wing 153-173, 162·2;	tail 107-132, 114·2 mm.
11	" " ♀.	" 153-166, 158·0;	" 109-122, 114·4 mm.
13	South India, ♂.	Wing 151-160, 155·0;	tail 95-114, 115·0 mm.
11	" " ♀.	" 149-156, 153·6;	" 92-128, 116·2 mm.
4	Ceylon, ♂.	Wing 145-150, 147·2;	tail 95- 99, 95·5 mm.
3	" ♀.	" 140-145, 143·0;	" 94-105, 99·6 mm.
8	Andamans, ♂.	Wing 154-176, 168·7;	tail 114-130, 118·9 mm.
9	" ♀.	" 157-169, 162·0;	" 111-126, 117·9 mm.
9	N. Burma, ♂.	Wing 169-179, 172·8;	tail 114-129, 121·0 mm.
14	Central Burma, ♂.	Wing 157-174, 164·4;	tail 108-125, 114·0 mm.
15	" " ♀.	" 151-174, 166·3;	" 108-120, 113·5 mm.
9	South Burma, ♂.	Wing 160-180, 166·6;	tail 107-129, 113·0 mm.
5	" " ♀.	" 163-174, 169·2;	" 110-119, 112·4 mm.
3	Hainan, ♂.	Wing 148-172, 162·0;	tail 110-111, 111·0 mm.
1	" ♀.	" 160·0;	" 110·0 mm.
3	Siam, ♂.	Wing 156-192, 172·5;	tail 112-131, 118·0 mm.
2	" ♀.	" 156-160, 158·0;	" 110-114, 112·0 mm.

The Burmese birds do not differ very greatly in size North and South—at all events not to an extent which makes division necessary. The Indian birds, however, vary so greatly that some geographical differentiation in name appears essential.

Eliminating the difference in the sexes, and omitting the tail-measurements, which appear to vary in agreement with

the size of the bird, we have the following summary of the wing-measurements:—

Northern India, average wing-measurements	177·7 mm.	
Central India,           "           "           "	160·0 mm.	} =157·5 mm.
South India,           "           "           "	154·2 mm.	
Ceylon,               "           "           "	145·4 mm.	

There would thus appear to be three well-defined races: a Northern Indian, a central and Southern form, and a third in Ceylon. When, however, one considers the matter more in detail, I find that the large Northern form is essentially a North-eastern form, and that if we exclude birds from the N.W. the difference in measurement is even more striking, *i. e.* 178·5 mm. as against an average of 157·5 mm.

It must also be remembered that this Cuckoo Shrike is a bird which wanders about considerably in the cold weather, a fact which may account for the presence of birds in areas to which, judging from their size, they do not seem to belong. Under this category comes, I consider, a bird obtained in Mysore with a wing of 180 mm. and two others obtained in Coorg and the Neilgherries with wings of 187 and 192 mm. respectively. All three birds were obtained in winter, and would undoubtedly have returned to their own more northern breeding-grounds in the spring.

For the present I retain the following forms:—

(1) *Graucalus macei macei*.

*Graucalus macei* Lesson, *Traité*, p. 349.

*Type locality.* Bengal.

*Habitat.* The whole of Continental India south of the Himalayas from West Nepal to Bhutan and Western Assam, together with the country lying at their bases, as defined in the next subspecies. Andamans.

This is a medium-sized bird, with throat and fore-neck barred throughout.

Wing about 157·5 mm.

I cannot separate the Andaman bird from typical *macei*, though some individuals appear to be darker and the females somewhat heavier and darker barred below.

(2) *Graucalus macei nipalensis* Hodgs.*Graucalus nipalensis* Hodg. Ind. Rev. p. 327 (1837).*Type locality.* Nepal.*Habitat.* The lower hills of the Himalayas from Western Nepal and Garwhal, through Sikkim, Bhutan, and the hills of Western Assam, extending south to Northern Behar and North-east Bengal west of the Brahmapootra.A very large bird, with a wing averaging 178·5 mm.; throat and fore-neck barred as in typical *macei*.(3) *Graucalus macei layardi*.*Graucalus layardi* Blyth, Ibis, 1866, p. 368.*Type locality.* Ceylon.*Habitat.* Confined to Ceylon.A very small bird, with a wing of about 145 mm. and throat and upper breast barred as in typical *macei*.† (4) *Graucalus macei siamensis*, subsp. nov.*Types*: ♂. No. 12.27.591. } Mi-Nam Kabun, 5.11.15.  
♀. No. 12.27.590. } Herbert Coll.*Type locality.* Mi-Nam-Kabren, Siam.

= Krabimbu

*Habitat.* The whole of Burma, Siam, the Chin, Kachin, and Shan Hills, extending into Eastern Assam as far as Tezpur on the north and through Cachar, Sylhet, Chittagong, Manipur, and the Looshai Hills on the south, whilst it is also found on the ranges south of the Brahmapootra in Naogang, Naga Hills, Sibsagar, and Lahkimpur. It is also found in Hainan, and probably the intervening country.I include under this name all those birds which have no barring on the chin, throat, and upper breast of the adult female. As with all species which are represented by geographical races, somewhat intermediate forms may be met with, but these are extremely rare in the present instance, except in the central portion of Northern Assam. It is interesting to note also that in this species the Brahmapootra does *not* form the dividing line between the races, as is so often the case.

The difference between the females is alone ample reason to divide the eastern birds as a separate subspecies, but beyond this I do not think it is at present advisable to create further subspecies on the one unsupported character of size.

MR. STUART BAKER also described the following new subspecies of Jungle Myna :—

There is little doubt that *Æthiopsar grandis* of Burma and the countries south and east of that country is merely a geographical race of the Indian *Æthiopsar fuscus*, from which it differs merely in size and depth of colouring.

Swainson's types of *Æthiopsar grandis* are labelled as having come from Sumatra, but this locality is undoubtedly incorrect. On comparison I find that they agree exactly with the birds found in Central and South Burma and Siam, and are indeed identical with them. On the other hand, birds from Northern Burma and Manipur are very decidedly paler and browner above, and also paler below and inclined to fulvous on the centre of the abdomen and vent. These birds I name

*Æthiopsar fuscus infuscatus*, subsp. nov.

*Type.* ♂. No. 1988. 5. 30. 131. Lower Chindwin, Mears Coll. B.M.

*Habitat.* Burma as far south as Central Arrakan, Lower Chindwin, North Kachin Hills, and Manipur; possibly also Cachar.

As regards size of crest—a feature to which Hume drew attention—I can see no general difference between *Æ. f. infuscatus* and *Æ. f. grandis*. The apparent difference is due to the way the skins are made; if the crests are allowed to lie flat they are inconspicuous and appear small, whereas if the skin of the forehead is pulled forward the crest stands erect and appears large.

The two subspecies are much the same in size, *infuscatus* having an average wing-measurement of 133·5 mm. and *grandis* 131·0 mm.

---



The next Meeting of the Club will be held on Wednesday, the 8th of May, 1918, at PAGANI'S RESTAURANT, 42-48 Great Portland Street, W. ; the Dinner at 7 p.m. Members of the Club intending to dine are requested to inform the Hon. Secretary, Mr. Talbot-Ponsonby, at 5 Crown Office Row, Temple, E.C. 4.


[N.B.—Members who intend to make any communication at the next Meeting of the Club are requested to give notice *beforehand* to the Editor at 34 Elsworthy Road, South Hampstead, N.W. 3, and to place in his hands not later than at the meeting MSS. for publication in the Bulletin.]

(Signed)

ROTHSCHILD,  
*Chairman.*

D. SETH-SMITH,  
*Editor.*

C. G. TALBOT-  
PONSONBY,  
*Sec. & Treas.*





# BULLETIN

OF THE

## BRITISH ORNITHOLOGISTS' CLUB.

---

**No. CCXXXIV.**

---

THE two-hundred-and-thirty-first Meeting of the Club was held at Pagani's Restaurant, 42-48 Great Portland Street, W., on Wednesday, May 8th, 1918.

*Chairman*: The LORD ROTHSCHILD, Ph.D., F.R.S.

*Members present*:—G. K. BAYNES; E. BIDWELL; S. BOORMAN; A. BRADFORD; P. F. BUNYARD; A. EZRA; E. GIBSON; E. HARTERT; G. C. LAMBERT; H. MUNT; H. R. MUNT; C. W. M. PRAED; C. B. RICKETT; W. L. SCLATER; D. SETH-SMITH (*Editor*); A. L. STURGE; C. G. TALBOT-PONSONBY (*Hon. Sec. & Treasurer*); G. DE H. VAIZEY; K. G. R. VAIZEY; H. M. WALLIS.

*Guests*:—J. W. EAGLE BOOTH; R. MEINERTZHAGEN.

DR. ERNST HARTERT exhibited various forms of *Dicaeum trigonostigma* and made the following remarks:—

Though, until quite recently, all *Dicaeum trigonostigma* from the Malay Peninsula to Java and Borneo have been treated as one subspecies, a glance even at a larger series, as in the British or Tring Museum, shows that they consist of various very distinct forms.

*Dicaeum trigonostigma trigonostigma* (Scop.).

*Certhia trigonostigma* Scopoli, Del. Floræ et Faunæ

[May 22nd, 1918.]

VOL. XXXVIII.

Insubr. ii. p. 91 (1786—"China," ex Sonnerat, errore!  
Substituted terra typica : Malay Peninsula).

Synonym : *Certhia cantillans* Latham.

♂ *ad.* Throat pale grey. Bill from forehead about 12-12.5 mm.; wings of 20 males 47-50 mm.

Malay Peninsula to Tenasserim and apparently to Cochin China, and has also been obtained at Pegu and in the Karen Hills.

*Dicaeum trigonostigma croceovenstre* Vig. (? partim).

*Dicaeum croceovenstre* Vigors, Mem. Raffles, p. 673 (1830—Sumatra).

There is a striking difference between Bornean and Malay Peninsula males of *D. trigonostigma*, the former having the throat much darker ashy grey. Wings of 17 males 47-49.2 mm. Unfortunately there are only two Sumatran males in the British and none in the Tring Museum. Now these two Sumatran males, one collected by Wallace, the other by Bock, have the throats, it seems to me, as dark as the Bornean ones. In that case of course the Sumatran-Bornean form must be called *croceovenstre*, but it is not often the case that Sumatran and Bornean forms are alike, when the Malaccan one differs. More Sumatran specimens should therefore be compared.

*Dicaeum trigonostigma megastoma*, subsp. nov.

♂. Similar to *D. t. trigonostigma* but bill considerably longer. Bill from forehead 13.5-14.1 (two adult males) against 12-12.5 mm. in ten Malaccan males.

*Hab.* Natuna Islands, between Borneo and the Malay Peninsula.

Type: ♂ *ad.* Bunguran Island, 7. x. 1893. A. Everett coll. (Tring Museum).

(This cannot be *D. t. hypochlous* Oberh., described from two immature males from the Anamba Islands, between the Malay Peninsula and the Natuna group, as the latter is described as having the throat and upperside paler, the bill not appreciably longer.)

*Dicaeum trigonostigma flaviclunis*, subsp. nov.

♂. Differs from *D. t. trigonostigma*, *croceiventre*, and *megastoma* by the rump being bright yellow, but not orange, the orange of the upper back and underside much paler, the latter being more yellow than orange.

*Hab.* Java and Bali.

Type: ♂ ad. Karangbolong, South Java, April or May 1901. Ernst Prillwitz coll. (Tring Museum).

It is strange that this very distinct form has not been separated before.

Mr. Oberholser described, besides *D. hypochlous* from the Anamba Islands, three more new subspecies from the islands off the west coast of Sumatra: *D. t. antiproctum* from Simalur, *D. t. hyprum* from Nias, and *D. t. melanthe* from Pulo Lasia. (Two Nias specimens seen by me do not seem to differ from Sumatran ones, but the material is not fit to decide from.)

Dr. HARTERT also explained that *Oriolus luteolus* (cf. p. 63) was the earliest and correct name of the Black-headed Indian Oriole, hitherto called *Oriolus melanocephalus*. A note about this was sent to the Editor of the Bull. B. O. Club, but too late for insertion. The question will be fully discussed in 'Novitates Zoologicae.'

Mr. H. M. WALLIS said that he had heard from Mr. Heatley Noble of a clutch of Kestrel's eggs each one of which was entirely smeared with sheeps' dung.

Mr. G. C. LAMBERT showed a collection of small beetles' wings from broken-up pellets found in the nest of the Little Owl. Lord Rothschild remarked that although beetles formed a considerable proportion of the food of the Little Owl on the Continent, it had, in this country, to a great extent developed the habit of robbing other birds' nests and had been known even to attack and kill a Kestrel.

The next Meeting of the Club will be held on Wednesday, the 12th of June, 1918, at PAGANI'S RESTAURANT, 42-48 Great Portland Street, W.; the Dinner at 7 p.m. Members of the Club intending to dine are requested to inform the Hon. Secretary, Mr. Talbot-Ponsonby, at 5 Crown Office Row, Temple, E.C. 4.

[N.B.—Members who intend to make any communication at the next Meeting of the Club are requested to give notice *beforehand* to the Editor at 34 Elsworthy Road, South Hampstead, N.W. 3, and to place in his hands not later than at the meeting MSS. for publication in the Bulletin.]

(Signed)

ROTHSCHILD,  
*Chairman.*

D. SETH-SMITH,  
*Editor.*

C. G. TALBOT-  
PONSONBY,  
*Sec. & Treas.*

# BULLETIN

OF THE

## BRITISH ORNITHOLOGISTS' CLUB.

**No. CCXXXV.**



THE two-hundred-and-thirty-second Meeting of the Club was held at Pagani's Restaurant, 42-48 Great Portland Street, W., on Wednesday, June 12th, 1918.

*Chairman:* The Lord ROTHSCHILD, Ph.D., F.R.S.

*Members present:*—E. E. ADAMS; E. C. STUART-BAKER; G. BAYNES; E. BIDWELL; P. F. BUNYARD; A. COLLETT; A. EZRA; J. GERRARD; E. GIBSON; E. HARTERT; E. G. HERBERT; G. C. LAMBERT; C. W. MACKWORTH-PRAED; R. MEINERTZHAGEN; H. MUNT; H. R. MUNT; A. E. PRICE; R. H. READ; C. B. RICKETT; W. L. SCLATER; D. SETH-SMITH (*Editor*); C. G. TALBOT-PONSONBY (*Hon. Sec. & Treasurer*); G. DE H. VAIZEY; H. M. WALLIS.

*Guests:*—H. MORLEY FLETCHER; E. LORT PHILLIPS; Capt. REEVE.

Lord ROTHSCHILD announced that with this meeting his five years' term of office as Chairman of the Club came to an end, and he thanked the members for their support and the loyal way in which they had accepted his ruling. A hearty vote of thanks to the retiring Chairman for the very able manner in which he had fulfilled his office was proposed by Mr. Munt and carried with acclamation.

[July 25th, 1918.]

a

VOL. XXXVIII.

LORD ROTHSCHILD exhibited and described a new form of *Lioptilus* as follows :—

*Lioptilus abyssinicus ansorgei*, subsp. nov.

Differs from *L. abyssinicus abyssinicus* (Abyssinia to Kilimanjaro district) by having the crown paler ashy grey and tinged with brown, back, rump, wings and upper tail-coverts paler brown, middle of abdomen slightly more greyish. Dimensions similar. "Iris dark brown. Feet pale blue. Upper mandible black-brown, lower dark slate with greyish-white edge." (*Ansorge.*)

*Hab.* Mucuoio, Kuvالي river, Benguella.

*Type* : ♀. Mucuoio (Kuvالي river), Benguella, 14.viii.1904. W. J. Ansorge coll. (Tring Museum.)

Two specimens, ♂ and ♀, compared with eighteen *L. a. abyssinicus*.

DR. E. HARTERT exhibited a new subspecies of Redstart which he described as follows :—

*Phœnicurus frontalis sinæ*, subsp. nov.

♂ ad. Differs from that of *P. frontalis frontalis* (which inhabits the Himalayas) by having the blue of the throat slightly and the rufous of the breast and abdomen distinctly lighter. ♀ ad. Differs from that of *P. frontalis frontalis* in the paler colour of the whole underside.

*Hab.* Mountains of China : Mupin and Setchuan to Kansu and Ala-shan mountains, and to the Tsinling range.

*Type* in the Tring Museum : ♂ ad. Kansu, March 1884. Przewalski coll.

Thirty-eight specimens from different seasons compared with sixteen typical *P. f. frontalis*.

MR. H. M. WALLIS communicated the following note by MR. H. G. ALEXANDER on the breeding of Garganey in Sussex :—

"Early in May I noticed two pairs of Garganey (*Anas querquedula*), besides some Shoveller (*Spatula clypeata*) on the borders of Kent and Sussex. Subsequently, on revisiting



the place with Miss Turner, we put a Shoveller off a nest on the Kent side of the boundary, but failed to find any Gargaaney. On a third visit I saw five or six drake Gargaaney, all on the Sussex side, and had little doubt the ducks were sitting. Three weeks later, on June 8th, I went again with Messrs. J. B. Crosfield and H. M. Wallis; the drought had so affected the marshes that much country that had been under water before was quite dry. On the other hand, the vegetation had grown so much that it was only after a considerable search that we came upon a family party: the young birds disappeared among the thick reeds, but the mother continued to fly round and round for some time. This seems to be conclusive evidence of the Gargaaney breeding in Sussex, a county from which, hitherto, there appear to be no records. I hope the species will be able to to establish itself in the locality and remain undisturbed."

The CHAIRMAN, in commenting on the report by Mr. Wallis of the extension of the breeding range of the Gargaaney, said that he had observed great alterations in the status of the wildfowl on the Tring Reservoirs since he first started observations in 1883. Before that time, according to the observations of the Rev. H. Harper Crewe, the Coot bred in large numbers and Mallard were abundant though not in masses, and Pochard bred in fair quantity. From 1883 to about 1896 matters continued on a similar footing, the only remarkable change being the increase of Great Crested Grebe from 3 or 4 pairs to about 15 or 20 pairs and the appearance of the Tufted Duck as a breeding species. The Teal, which was a regular breeding resident, now rapidly disappeared, the nest and birds in the breeding series of groups in the Natural History Museum being the last nest on record. From 1896 to 1915 the Reservoirs were more intensively preserved for shooting, and with a large increase of Mallard the number of Coots breeding declined, while the Great Crested Grebe and Tufted Duck enormously increased. The largest number of nests of the Grebe recorded in one year was 75, and in the present year, 1918, about 30-35

had been counted. Since 1915-1916 no food could be given, so the Mallard had rapidly decreased to about the numbers of the 1883-1895 period; but while the Pochards had considerably diminished in numbers, the Tufted Duck had much increased. In the present year, 1918, three pairs of Shovellers had hatched out broods, a number which had not varied for some years.

Mr. H. M. WALLIS brought forward the following proposal for a limited and carefully guarded scheme of Acclimatization:—

During the last century the list of British birds has been steadily growing. Systematic watching at Spurn, Cley, certain coast islands, and Romney Marsh have brought the assurance that there are possibly fifty species of birds which occasionally touch us on migration, and a dozen or more which habitually do so in certain weathers. Which is interesting, but affords small comfort to the bulk of working ornithologists, who cannot afford to put in a week on the Norfolk coast on the chance of spotting a Barred Warbler, a Blue-Throat, or Shore Lark.

We are willing to take the words of the fortunate observers who get down to Dungeness for a week-end and return with accounts of Surf-Scoter and Cream-coloured Courser. When we get there these birds are sure to have moved on. We should prefer that they stayed. For the List of British Birds is wholly increased by visitors. Our residents get few, or no additions, saving the doubtfully welcome Little Owl. Indeed they tend to diminish.

My proposal amounts to this, that the B.O.C. should appoint a committee to consider the feasibility of introducing a few birds to these Islands as permanent resident, breeding species.

I am not ambitious. The introduction of a new migrant would be a very difficult business. If it were a European species its introduced members would in all likelihood attach themselves to their relatives in their winter quarters, and come no farther north than the main body of the clan.

If we attempted to introduce N. American migratory species, the geographical conditions would probably defeat us. The Channel, the Alps, the Mediterranean, and the Atlas and Sahara, oppose such formidable barriers to the inexperienced migrant that we might expect to fail.

I merely suggest that we make a beginning with certain selected resident forms whose known habits afford us no expectation that they would prove nuisances if our scheme succeeded.

The *Blue Rock Thrush* is an insect-eating bird. I am not aware that it attacks fruit. It has a graceful appearance, a charming colour, lively habits, and a sweet little song. It frequents houses, churches, and ruins. I suggest that it might be introduced into the Cheddar Gorge as an experiment and carefully watched.

The *Meadow Bunting* (*E. cia*) breeds as near to us as Brest. It is a prettily marked creature, does no harm, and is so rare as a visitor that nobody ever expects to see it along our shores. Try it on the Chilterns.

The *Alpine Chough* has never occurred with us, for the Oxfordshire occurrence was an escape. This bird is not a coast-dweller, and if introduced into Scotland, Derbyshire, and the Lakes, might settle with us, for it apparently does not move far from its stations. Its wild note, its aerial gymnastic, and cheery habits endear it to those who have made its acquaintance in Switzerland, the Tyrol, and the Pyrenees. It has no known vices, and would get along wherever coleoptera and snails could be found.

I would like to suggest, in conclusion, that selections should be made among birds from the temperate zones which have never occurred in Europe; say from Japan, Vancouver, &c., and attempts made to introduce them here, giving preference to quiet coloration and good voice, rather than to brilliant plumage which would attract the Sunday gunner. Our working class is still too uneducated to assist experiments which call for self-restraint, as the North Repps attempts with Parrots showed.

The CHAIRMAN said that he entirely disapproved of all acclimatization. He considered it undesirable for several reasons. From the point of view of the systematic worker it was deplorable, for often when extraneous specimens were introduced they bred with the native races and destroyed their local characteristics, while often introduced species, through finding specially congenial conditions, increased in vast numbers and become a destructive pest.

In the case of such birds as the Pheasant and Red-legged Partridge, introduced for sport, the danger was not so great, as they were kept under control under more or less artificial conditions.

Mr. ROBERT H. READ remarked that a Tawny Owl which nested in an old barrel in an oak-tree in the Selborne Society's Bird Sanctuary contained three eggs in March last. He noticed that one of these eggs was slightly cracked, and a week later found this egg under the tree with a feather attached. The egg had evidently adhered to a feather on the body of the sitting bird and so had been carried outside. On May 12th he again examined the nest, and whilst on the limb of the oak immediately under the barrel was suddenly struck on the back of the head with considerable force and his hat sent spinning some ten yards away in front of him. On looking round he caught a glimpse of the Owl just disappearing amongst the trees behind him. The bird that struck him had not come out of the barrel but had evidently been watching its opportunity from some adjacent tree. He believed he was struck by the body of the bird, but as it was flying when he caught sight of it in an opposite direction to that in which he was struck and in which the hat was sent, the blow might have been given by a back stroke of its foot or wing. The nest contained one large young bird and one addled egg. Mr. Read noticed on the same day in the Bird Sanctuary that ten or twelve of the nesting-boxes with moveable fronts for Tits, &c. had the fronts pulled or torn half open from the top. He felt certain this had been done by the Owl and

not by any trespasser in search of eggs, as he found the wing and other feathers of a Tit on a nest in one of the rifled boxes, whilst nesting-boxes made from hollowed logs and placed in adjacent trees were undisturbed.

In one of the latter was a Blue Tit's nest with fourteen eggs, the largest number of this species ever found by Mr. Read in one nest. Every egg in this nest has since hatched out and the birds when last seen were fully fledged, filling the box with a seething, fluttering mass of feathered life.

Mr. CHARLES CHUBB sent the following descriptions of new forms from South America :—

*Myrmophila vavasouri*, sp. nov.

*Adult male.* General colour above and below dark slate-blue, including the head, back, inner secondaries, tail, breast, abdomen, sides of body, under tail-coverts, and under wing-coverts; a white tuft on the shoulder of the wing; upper wing-coverts black tipped with white; primary and secondary quills dark brown with pale edges on the inner webs, slate-blue on the outer webs, and narrowly edged with white at the tips of the secondaries; inner webs of tail-feathers blackish, narrowly margined with white at the tips; chin and throat-patch deep black.

Total length 103 mm.; culmen 14; tail 66; tarsus 16.

*Adult female.* Differs entirely from the male in being fulvous brown above and inclining to rufous on the wings; sides of the face, throat, and middle of the breast ochreous buff; sides of the breast, sides of the body, and under tail-coverts fulvous; middle of abdomen greyish white. Wing 61 mm.

*Hab.* British Guiana.

The types of both male and female are in the McConnell collection, and were collected on the Ituribisi River in February 1907.

This species is allied to *M. longipes*, but differs in being dark slate-blue in its general coloration instead of ash-grey.

*Rhopias spodionota juninensis*, subsp. nov.

*Adult male.* Similar to the type of *M. s. spodionota*, but differs in being paler and tinged with olive on the top of the head, back, wings, and tail; more white on the throat; the breast paler lead-grey, the flanks, vent, and under tail-coverts paler ochreous brown, and the wing and tail measurements slightly larger.

Total length 105 mm.; exposed portion of culmen 12; wing 53; tail 41; tarsus 16.

*Hab.* Central Peru.

The type, which is in the British Museum, was collected at Junin, Central Peru, by P. O. Simons on the 12th of March, 1900.

*Cercomacra cinerascens immaculata*, subsp. nov.

*Adult male.* General colour above and below blackish slate colour; primary and secondary quills blackish with pale grey edgings to the inner webs; tail somewhat darker than the back, with obsolete wavy bars and narrow white tips to the feathers; under surface slightly paler than the back.

Total length 147 mm.; exposed culmen 16; wing 65; tail 57; tarsus 20.

*Adult female.* Upper surface very dark ochreous brown becoming paler brown on the head and outer aspect of the wings; primary and secondary quills dark brown with pale edges to the inner webs; tail-feathers olive-brown regularly, but obscurely, barred with black and fringed with white at the tips; entire under surface rust-brown. Wing 63 mm.

*Hab.* British Guiana.

The male and female types are in the McConnell collection and were collected—male on the Supenaam River in March 1910, female at the Great Falls, Demerara River, in August 1913.

This new subspecies differs from *C. c. cinerascens* in being darker, including both sexes both above and below, in the absence of the white dorsal patch, and the uniform upper wing-coverts.

According to Hellmayr (Nov. Zool. xii. p. 287), *C. napensis* Sclater is synonymic with *C. cinerascens* Sclater. The Guiana bird, therefore, is easily separable from the type of the latter by the characters given above.

*Cercomacra tyrannina saturator*, subsp. nov.

*Adult male.* Differs from the type of *C. t. tyrannina* from Bogota in being much darker, almost black above, and very dark slate-colour on the under surface.

Total length 144 mm.; exposed culmen 17; wing 65; tail 59; tarsus 23.

*Adult female.* Differs from the typical female of *C. t. tyrannina* in being bright chestnut rufous on the cheeks and entire under surface.

Total length 199 mm.; exposed culmen 16; wing 64; tail 56; tarsus 22.

*Hab.* British Guiana.

The types, which are in the McConnell collection, were collected on the Ituribisi River in February 1907.

*Cercomacra tyrannina pallescens*, subsp. nov.

*Adult male.* Differs from the type of *C. t. tyrannina* in being paler and more dusky slate-colour, both above and below.

Total length 135 mm.; exposed culmen 14; wing 66; tail 55; tarsus 22.

*Adult female.* Differs from the female of *C. t. tyrannina* in being paler on the upper surface and the chestnut rufous of the under parts much more richly coloured.

Total length 122 mm.; exposed culmen 14; wing 61; tail 48; tarsus 24.

*Hab.* West Ecuador.

The types, which are in the British Museum, were collected at Esmeraldas, Ecuador, by the late L. Fraser.

*Rhopoterpe torquata equatorialis*, subsp. nov.

*Rhopoterpe torquata* Sclater, Cat. B. Brit. Mus. xv. 1890, p. 298, specimens *h, i, j, k*.

*Adult male.* Differs from *R. t. torquata* in being darker

both on the upper and under surface and in the slightly larger measurements.

Total length 136 mm.; exposed culmen 21; wing 97; tail 38; tarsus 25.

*Adult female.* Differs from *R. t. torquata* also in being darker above and, more conspicuously, below.

Total length 134 mm.; exposed culmen 21; wings 99; tail 37; tarsus 26.

*Hab.* Eastern Ecuador.

The types, which are in the British Museum, were collected by the late Clarence Buckley at Sarayacu in Eastern Ecuador.

*Hylopezas macularia macconelli*, subsp. nov.

*Adult male.* Differs from *H. m. macularia* in having the crown of head and nape pale slate-colour, instead of dark slate-colour; the back, innermost secondaries, and tail olive-green, instead of ochreous brown; the ferruginous colour on the sides of the body much paler; and the under tail-coverts almost entirely white, instead of ferruginous like the sides of the body.

Total length 132 mm.; exposed culmen 20; wing 88; tail 27; tarsus 34.

*Hab.* British Guiana.

The type, which is in the McConnell collection, was collected on the Ituribisi River in August 1909.

*Grallaricula nana kukenamensis*, subsp. nov.

*Adult female.* Differs from an adult female of *G. n. nana* (Lafr.) from Bogota, in being paler and inclining to ash-grey on the head and nape; the back, wings, and tail paler and ochreous brown instead of chocolate-brown, the feathers round the eye ferruginous instead of black, throat and abdomen pale ferruginous instead of deep ferruginous, or "intense" as Lafresnay expressed it, the thighs pale ferruginous instead of dusky, and in its smaller size.

Total length 103 mm.; exposed culmen 13; wing 62; tail 28; tarsus 25.



*Hab.* British Guiana.

The type, which is in the British Museum, was collected by the late Henry Whitely in the Kukenam Mountains at an altitude of 5000 ft. on the 31st of August, 1883.

*Furnarius leucopus hauxwelli*, subsp. nov.

*Adult female.* Differs from *F. l. leucopus* in being paler on the upper surface, more white on the under surface, and the under tail-coverts much darker.

Total length 174 mm.; exposed culmen 20; wing 81; tail 53; tarsus 28.

*Hab.* Eastern Peru.

The type, which is in the British Museum, was collected at Pebas, on the Rio Maranon by J. Hauxwell on the 29th of April, 1867.

*Lochmias nematura castanonota*, subsp. nov.

*Adult female.* Differs from *L. n. nematura* (Licht.) in being rich chestnut-brown on the upper surface instead of dusky olive, less white on the under surface especially on the flanks, the white shaft-streaks on the under tail-coverts almost obsolete, and the smaller size.

Total length 146 mm.; culmen from anterior part of nostrils 14; wing 64; tail 43; tarsus 23.

*Hab.* British Guiana.

The type, which is in the British Museum, was collected by the late Henry Whitely on the Aruparu River in the Kukenam Mountains, at an altitude of 5000 ft., on August 29th, 1883.

---


The next Meeting of the Club will be held on Wednesday, the 9th of October, 1918, at PAGANI'S RESTAURANT, 42-48 Great Portland Street, W.; the Dinner at 7 p.m. Members of the Club intending to dine are requested to inform the Hon. Secretary, Mr. Talbot-Ponsonby, at 5 Crown Office Row, Temple, E.C. 4.

(Signed)

ROTHSCHILD,  
*Chairman.*

D. SETH-SMITH,  
*Editor.*

C. G. TALBOT-  
PONSONBY,  
*Sec. & Treas.*



# INDEX.

[Names of new species and subspecies are indicated by clarendon type under the generic entry only.]

- abariensis*, *Planesticus fumigatus*, 53.  
*abyssinicus ansorgei*, *Lioptilus*, 78.  
**Æthiopsar fuscus infuscatus**,  
 subsp. n., 70.  
**Æthopyga seheriæ tonkinensis**, subsp. n., 7.  
*afer afer*, *Turtur*, 26.  
*sclateri*, *Turtur*, 26.  
 African Pigeons, 25.  
 Albatross, 39.  
*alleni*, *Rhynchotus rufescens*, 30.  
*andicola*, *Columba plumbea*, 32.  
*anolaimæ*, *Columba*, 17.  
*ansorgei*, *Lioptilus abyssinicus*, 78.  
**Anthreptes hypogrammica intensior**, subsp. n., 27.  
**Aramides cajanea salmoni**,  
 subsp. n., 48.  
*Ardea cinerea frasa*, subsp. n., 6.  
*assimilis*, *Rhipidura rufiventris*, 58.  
**Attagis gayi fitzgeraldi**, subsp.  
 n., 40.  
 ——— **simonsi**, subsp. n., 41.  
 Auk, Great, 40.  
*aurita occidentalis*, *Conopophaga*, 34.  
  
*baeza*, *Geotrygon bourcierii*, 33.  
*balzarensis*, *Geranospiza niger*, 45.  
 Bearded Tit, 34.  
*borneensis*, *Melanopêrdix nigra*, 3.  
*bourcierii baeza*, *Geotrygon*, 33.  
*brevicaudata herberti*, *Corythocichla*,  
 10.  
*brooki*, *Penelope*, 5.  
*Bubo bubo hispanus*, 39.  
 Bulbul, 15.  
  
*cajanea salmoni*, *Aramides*, 48.  
**Calopezus elegans morenoi**,  
 subsp. n., 31.  
  
*carruthersi*, *Parus flavipectus*, 19.  
*castanonota*, *Lochmias nematura*, 87.  
*ceciliæ gymmops*, *Gymnopelia*, 18.  
**Cercomacra cinerascens immaculata**, subsp. n., 84.  
 ——— **tyrannina pallescens**,  
 subsp. n., 85.  
 ——— **saturatior**, subsp. n., 85.  
**Chamæpetes fagani**, sp. n., 4.  
*chimango temucoensis*, *Milvago*, 43.  
*cinerascens immaculata*, *Cercomacra*,  
 84.  
*cinerea frasa*, *Ardea*, 6.  
*cinnamomeoventris*, *Iole virescens*, 16.  
*cinnamomeus spencei*, *Crypturus*, 29.  
**Columba anolaimæ**, sp. n., 17.  
 ——— **ogilvie-granti**, sp. n., 5.  
 ——— **oliviæ**, sp. n., 61, 62.  
 ——— **plumbea andicola**, subsp. n.,  
 32.  
 ——— **wallacei**, subsp. n., 32.  
*commoda*, *Rhipidura rufifrons*, 60.  
**Conopophaga aurita occidentalis**, subsp. n., 34.  
 Continental Jay, 61.  
**Corythocichla brevicaudata herberti**, subsp. n., 10.  
**Corythopsis torquata saraya-cuensis**, subsp. n., 48.  
**Criniger pallida grandis**, subsp.  
 n., 15.  
*croceventre*, *Dicaeum trigonostigma*,  
 74.  
**Crypturus cinnamomeus spencei**, subsp. n., 29.  
 ——— **obsoletus punensis**, subsp.  
 n., 30.  
**Cyanoderma erythropterum sordida**, subsp. n., 10.  
*darwinii mendozensis*, *Nothura*, 31.  
*deserticola maroccana*, *Sylvia*, 6.

*Dicaeum trigonostigma croceiventre*,  
74.  
— **flaviclunis**, subsp. n.,  
75.  
— **megastoma**, subsp. n.,  
74.  
— *trigonostigma*, 73.  
*dichrous wellsi*, Parus, 8.  
*Diomedea sanfordi*, 39.

Eagle-Owl, 38.  
**Edolisoma mindanense sula**,  
subsp. n., 28.  
— **moripererratum**, subsp. n.,  
28.  
— **obiense pelingi**, subsp. n.,  
27.

Egyptian Vulture, 13.  
*elegans morenoi*, *Calopezus*, 31.  
*equatorialis*, *Rhopoterpe torquata*, 85.  
*erythropterus olivascens*, *Neocrex*, 33.  
*erythropterus sordida*, *Cyanoderma*,  
10.  
**Eupetes macrocercus grisei-**  
**ventris**, subsp. n., 8.

*fagani*, *Chamaepetes*, 4.  
*finitima*, *Rhipidura rufiventris*, 59.  
*firasa*, *Ardea cinerea*, 6.  
*fitzgeraldi*, *Attagis gayi*, 40.  
*flavescens vivida*, *Xanthiscus*, 16.  
*flaviclunis*, *Dicaeum trigonostigma*, 75.  
*flavipectus carruthersti*, Parus, 19.  
Flycatcher, Spotted, 35, 38, 49.  
*fredericki*, *Planesticus*, 53.  
*frontalis sinæ*, *Phœnicurus*, 78.  
*fumigatus abariensis*, *Planesticus*, 53.  
— *ochro-fulvescens*, *Planesticus*, 54.  
**Furnarius leucopus haux-**  
**welli**, subsp. n., 87.  
*fuscus infuscatus*, *Æthiopsar*, 70.

Game-bird, 3.  
Garganey, 78.  
**Garrulax moniliger leucotis**,  
subsp. n., 8.  
*Garrulus glandarius*, 61.  
— **moniliger fuscata**, subsp. n.,  
64.  
— — *moniliger*, 64.  
— — *mouhoti*, 65.  
*gayi fitzgeraldi*, *Attagis*, 40.  
— *simonsi*, *Attagis*, 41.  
**Geotrygon bourcierii baeza**,  
subsp. n., 33.  
**Geranospiza niger balzaren-**  
**sis**, subsp. n., 45.  
*glandarius*, *Garrulus*, 61.

**Grallaria punensis**, sp. n., 47.  
**Grallaricula nana kukono-**  
**mensis**, subsp. n., 86.  
*grandis*, *Criniger pallida*, 15.  
*granti*, *Rhipidura rufifrons*, 60.  
*Grauculus macei layardi*, 69.  
— — *macei*, 68.  
— — *nipalensis*, 69.  
— — **siamensis**, subsp. n., 69.  
Great Auk, 40.  
— Skua, 14.  
*griseiventris*, *Eupetes macrocercus*, 8.  
**Gymnopelia ceciliæ gymnops**,  
subsp. n., 18.  
*gymnops*, *Gymnopelia ceciliæ*, 18.

*hemorrhous pallida*, *Molpastes*, 15.  
*hauxwelli*, *Furnarius leucopus*, 87.  
Hawk, 43.  
*henrici*, *Rhipidura squamata*, 59.  
*herberti*, *Corythocichla brevicaudata*,  
10.  
—, *Prinia inornata*, 39.  
**Herpornis xantholeuca inter-**  
**posita**, subsp. n., 20.  
*hispanus*, *Bubo bubo*, 39.  
**Hyllopezas macularia macco-**  
**nelli**, subsp. n., 86.  
*hypogrammica intensior*, *Anthreptes*,  
27.  
**Hypsipetes psaroides nigres-**  
**cens**, subsp. n., 15.

*immaculata*, *Cercomacra cinerascens*,  
84.  
*infuscatus*, *Æthiopsar fuscus*, 70.  
*inornata herberti*, *Prinia*, 39.  
*intensior*, *Anthreptes hypogrammica*,  
27.  
*intermedia*, *Leptoptila*, 17.  
*interposita*, *Herpornis xantholeuca*, 20.  
**Iole virescens cinnamomeo-**  
**ventris**, subsp. n., 16.

Jay, Continental, 61.  
Jungle Myna, 70.  
*juninensis*, *Rhopias spodionota*, 84.

Kestrel, 75.  
*klossi*, *Pomatorhinus nuchalis*, 9.  
*kukonomensis*, *Grallaricula nana*, 86.

*layardi*, *Grauculus macei*, 69.  
**Leptoptila intermedia**, sp. n.,  
17.  
— **verreauxi macconnelli**,  
subsp. n., 32.

*leucopus hawxwelli*, *Furnarius*, 87.  
*leucotis*, *Garrulax moniliger*, 8.  
***Lioptilus abyssinicus ansorgei***,  
 subsp. n., 78.  
 Little Owl, 75.  
***Lochmias nematura castanonota***,  
 subsp. n., 87.  
*luteolus thaiacous*, *Oriolus*, 63, 75.

*macconelli*, *Hylopezas macularia*, 86.  
*macconelli*, *Leptoptila verreauxi*, 32.  
*macei*, *Grauculus macei*, 68.  
 — *layardi*, *Grauculus*, 69.  
 — *macei*, *Grauculus*, 68.  
 — *nipalensis*, *Grauculus*, 69.  
 — *siamensis*, *Grauculus*, 69.

*macrocerus griseiventris*, *Eupetes*, 8.  
*macularia macconelli*, *Hylopezas*, 86.  
*maroccana*, *Sylvia deserticola*, 6.  
*megastoma*, *Dicaeum trigonostigma*,  
 74.

***Melanoperdix nigra borneensis***,  
 subsp. n., 3.  
*metrioptera saturator*, *Metriopelia*,  
 32.

*mendozensis*, *Nothura darwini*, 31.  
***Metriopelia melanoptera saturator***,  
 subsp. n., 32.

***Micrastur plumbeus***, sp. n., 44.

***Milvago chimango temucoensis***,  
 subsp. n., 43.

*mindanense sula*, *Edolisoma*, 28.  
*modestus simlaensis*, *Sylviparus*, 8.

***Molpastes hæmorrhous pallida***,  
 subsp. n., 15.

*moniliger leucotis*, *Garrulax*, 8.

*morenoi*, *Calopezus elegans*, 31.

*morio pererratum*, *Edolisoma*, 28.

Myna, Jungle, 70.

***Myrmophila vavasouri***, sp. n.,  
 83.

*nana kukonomensis*, *Grallaricula*, 86.

*nematura castanonota*, *Lochmias*, 87.

***Neocrex erythrops olivascens***,  
 subsp. n., 33.

*niger balzarensis*, *Geranospiza*, 45.

*nigra borneensis*, *Melanoperdix*, 3.

*nigrescens*, *Hypsipetes psaroides*, 15.

*nipalensis*, *Grauculus macei*, 69.

***Nothoprocta pentlandii simonsi***,  
 subsp. n., 30.

***Nothura darwini mendozensis***,  
 subsp. n., 31.

*nuchalis klossi*, *Pomatorhinus*, 9.

*obiense pelingi*, *Edolisoma*, 27.

*obscura*, *Stachyridopsis rufifrons*, 10.

*obsoletus punensis*, *Crypturus*, 30.

*occidentalis*, *Conopophaga aurita*, 34.

*ochro-fulvescens*, *Planesticus fumigatus*, 54.

*ogilvie-granti*, *Columba*, 5.

*olivaceus siamensis*, *Pomatorhinus*, 9.

*olivascens*, *Neocrex erythrops*, 33.

*olivæ*, *Columba*, 61, 62.

*Oriole*, 63, 75.

***Oriolus luteolus thaiacous***,  
 subsp. n., 63, 75.

Owl, Eagle-, 38.

—, Little, 75.

—, Tawny, 82.

*pallescens*, *Cercomacra tyrannina*, 85.

*pallida grandis*, *Criniger*, 15.

—, *Molpastes hæmorrhous*, 15.

***Pardifallus rityrhynchus simonsi***,  
 subsp. n., 33.

*parsonsi*, *Pomatostomus ruficeps*, 48.

***Parus dichrous wellsii***, subsp. n.,  
 8.

— ***flavipectus carruthersi***,  
 subsp. n., 33.

*pelingi*, *Edolisoma obiense*, 27.

***Penelope brooki***, sp. n., 5.

*pentlandii simonsi*, *Nothoprocta*, 30.

*pererratum*, *Edolisoma morio*, 28.

*perneglecta*, *Rhipidura rufiventris*, 59.

***Phœnicurus frontalis sinæ***,  
 subsp. n., 78.

Pigeon, 61.

—, African, 25.

***Planesticus fredericki***, sp. n., 53.

— ***fumigatus abariensis***,  
 subsp. n., 53.

— — ***ochro-fulvescens***,  
 subsp. n., 54.

*plumbea andicola*, *Columba*, 32.

— *wallacei*, *Columba*, 32.

*plumbeus*, *Micrastur*, 44.

Pochard, White-eyed, 52.

***Pomatorhinus nuchalis klossi***,  
 subsp. n., 9.

— ***olivaceus siamensis***, subsp.  
 n., 9.

***Pomatostomus ruficeps parsonsi***,  
 subsp. n., 48.

***Prinia inornata herberti***, subsp.  
 n., 39.

*psaroides nigrescens*, *Hypsipetes*, 15.

*punensis*, *Crypturus obsoletus*, 30.

— *Grallaria*, 47.

Redstart, 78.

*Rhipidura*, 57, 58.

- Rhipidura rufifrons commoda**, subsp. n., 60.  
 — **granti**, n. n., 60.  
 — *rufiventris assimilis*, 58.  
 — **finitima**, subsp. n., 59.  
 — **perneglecta**, subsp. n., 59.  
 — **squamata henrici**, subsp. n., 59.
- Rhopias spodionota juninensis**, sub p. n., 84.
- Rhopoterpe torquata equatorialis**, subsp. n., 85.
- Rhynchotus rufescens alleni**, subsp. n., 30.  
*rityrhynchus simonsi*, *Pardirallus*, 33.  
*rufescens alleni*, *Rhynchotus*, 30.  
*ruficeps parsonsi*, *Pomatostomus*, 48.  
*rufifrons commoda*, *Rhipidura*, 60.  
 — **granti**, *Rhipidura*, 60.  
 — **obscura**, *Stachyridopsis*, 10.  
*rufiventris assimilis*, *Rhipidura*, 58.  
 — **finitima**, *Rhipidura*, 59.  
 — **perneglecta**, *Rhipidura*, 59.
- salmoni*, *Aramides cajanea*, 48.  
*sanfordi*, *Diomedea*, 39.  
*sarayuacensis*, *Corythopsis torquata*, 48.  
*saturator*, *Cercomacra tyrannina*, 85.  
 —, *Metriopelia melanoptera*, 32.  
**sclateri**, *Turtur afer*, 26.
- Scytalopus simonsi**, sp. n., 17.  
*seheriae tonkinensis*, *Aethopyga*, 7.  
*siamensis*, *Grauculus macei*, 69.  
 —, *Pomatorhinus olivaceus*, 9.  
*simlaensis*, *Sylviparus modestus*, 8.  
*simonsi*, *Attagis gayi*, 41.  
 —, *Scytalopus*, 17.  
 —, *Nothoprocta pentlandii*, 30.  
 —, *Pardirallus rityrhynchus*, 33.  
*sinæ*, *Phenicurus frontalis*, 78.  
 Skua, Great, 14.  
 Snipe, 54.  
*sordida*, *Cyanoderma erythropterum*, 10.  
*spencei*, *Crypturus cinnamomeus*, 29.  
*spodionota juninensis*, *Rhopias*, 84.  
 Spotted Flycatcher, 35, 38, 49.  
*squamata henrici*, *Rhipidura*, 59.
- Stachyridopsis rufifrons obscura**, subsp. n., 10.  
*sula*, *Edolisoma mindanense*, 28.  
 Sun-bird, 26.  
 Swallow, 35.
- Sylvia deserticola marocana**, subsp. n., 6.  
**Sylviparus modestus simlaensis**, subsp. n., 8.
- Tawny Owl, 82.  
*temucensis*, *Milvago chimango*, 43.  
*thaiacous*, *Oriolus luteolus*, 63, 75.  
 Tinamou, 46.  
 Tit, Bearded, 34.  
 Titmouse, Yellow-breasted Azure, 19.  
*tonkinensis*, *Aethopyga seheriae*, 7.  
*torquata equatorialis*, *Rhopoterpe*, 85.  
 — *sarayacuensis*, *Corythopsis*, 48.  
 Toucan, 46.  
*trigonostigma croceiventre*, *Dicaeum*, 73.  
 — *Dicaeum trigonostigma*, 74.  
 — *flavichinus*, *Dicaeum*, 75.  
 — *megastoma*, *Dicaeum*, 74.  
 — *trigonostigma*, *Dicaeum*, 73.  
*Turtur afer afer*, 26.  
 — **sclateri**, subsp. n., 26, 37.  
*tyrannina pallescens*, *Cercomacra*, 85.  
 — *saturator*, *Cercomacra*, 85.
- vavasouri*, *Myrmophila*, 83.  
*verreauxi macconnelli*, *Leptoptila*, 32.  
*virescens cinnamomeoventris*, *Iole*, 16.  
*vivida*, *Xanthiscus flavescens*, 16.  
 Vulture, Egyptian, 13.
- wallacei*, *Columba plumbea*, 32.  
*wellsi*, *Parus dichrous*, 8.  
 White-eyed Poehard, 52.  
 Wood Wren, 35.  
 Wren, Wood, 35.
- Xanthiscus flavescens vivida**, subsp. n., 16.  
*xantholeuca interposita*, *Herpornis*, 20.
- Yellow-breasted Azure Titmouse, 19.


# BULLETIN

OF THE

## BRITISH ORNITHOLOGISTS' CLUB.

EDITED BY

DAVID SETH-SMITH, F.Z.S.



---

VOLUME XXXIX.

SESSION 1918-1919.

---

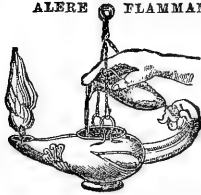
LONDON:

WITHERBY & CO., 326 HIGH HOLBORN.

---

1919.

ALERE FLAMMAM.



PRINTED BY TAYLOR AND FRANCIS,  
RED LION COURT, FLEET STREET.



## PREFACE.

---

THE past Session has been made memorable by the cessation of hostilities, the gradual return to more normal conditions, and the welcome reappearance at our own meetings of members who, during the past four years or so, have been away on military duty. As a result, the attendances have increased, the total number for the Session being 319, as compared with 224 for the previous Session.

A number of new forms have been described and the interest of the meetings maintained. Perhaps the most surprising novelty brought to light has been the previously overlooked Guinea-fowl inhabiting Morocco, described by Dr. Hartert under the name of *Numida sabyi*; while Lord Rothschild is to be congratulated on having shown the distinguishing characters of the two races of Ostrich, hitherto passing as *Struthio camelus*, and separated the Syrian bird as *S. c. syriacus*.

The March meeting was as usual held in conjunction with the Annual Dinner of the B. O. U., and was very well attended, no less than five Honorary Lady-members and several Lady-guests being present for the first time. The meeting was devoted to an exhibition of lantern-slides, many of which were of great interest. Dr. Murray Levick very kindly showed his splendid series of Antarctic slides illustrating the life-history of the Adélie Penguin.

With the return of peace, ornithological expeditions again become possible, and members of the Club will be searching the most unfrequented parts of the Earth for new species of birds, which will, in due course, be exhibited and described at our meetings.

That the Club has kept going as it has done during the most trying time on record, and has emerged in its present flourishing condition, is a matter upon which its members may well congratulate themselves.

(Signed)           D. SETH-SMITH,  
*Editor.*

*London, July 1919.*

# R U L E S

OF THE

## BRITISH ORNITHOLOGISTS' CLUB.

(*As amended, October 9th, 1918.*)

---

I. This Club was founded for the purpose of facilitating the social intercourse of Members of the British Ornithologists' Union. Any Ordinary Member of that Union can become a Member of this Club on payment (to the Treasurer) of an entrance fee of *One Pound* and a subscription of *Seven Shillings and Sixpence* for the current Session. Resignation of the Union involves resignation of the Club.

II. Members who have not paid their subscriptions before the last Meeting of the Session, shall cease, *ipso facto*, to be Members of the Club, but may be reinstated on payment of arrears.

III. Ordinary Members of the British Ornithologists' Union may be introduced as Visitors at the Meetings of the Club, but every Member of the Club who introduces a Member of the B. O. U. as a Visitor (to the dinner or to the Meeting afterwards) shall pay *One Shilling* to the Treasurer *on each occasion*.

IV. No gentleman shall be allowed to attend the Meetings of the Club as a guest on more than three occasions during any single Session.

V. The Club shall meet, as a rule, on the Second Wednesday in every Month, from October to June inclusive, at such hour and place as may be arranged by the Committee. At these Meetings papers upon ornithological subjects shall be read, specimens exhibited, and discussion invited.

VI. An Abstract of the Proceedings of the B. O. C. shall be printed as soon as possible after each Meeting, under the title of the 'Bulletin of the British Ornithologists' Club,' and distributed gratis to every Member *who has paid his subscription*. Copies of this Bulletin shall be published and sold at *One Shilling* each.

Descriptions of new species may be added to the last page of the 'Bulletin,' although such were not communicated at the Meeting of the Club. This shall be done at the discretion of the Editor and so long as the publication of the 'Bulletin' is not unduly delayed thereby.

Any person speaking at a Meeting of the Club shall be allowed subsequently to amplify his remarks in the 'Bulletin'; but no fresh matter shall be incorporated with such remarks.

VII. The affairs of this Club shall be managed by a Committee, to consist of the Chairman, who shall be elected for five years, at the end of which period he shall not be eligible for re-election for the next term, the Editor of the 'Bulletin,' the Secretary and Treasurer, with three other Members, one of whom shall be changed every year. If the Editor of 'The Ibis,' who is *ex officio* a Member of the Committee, becomes Chairman of the Club, an additional Member shall be elected to fill the vacancy thus caused for the time being. Officers and Members of the Committee shall be elected by the Members of the Club at a General Meeting, and the names of such Officers and Members of Committee, nominated for the ensuing year, shall be circulated with the preliminary notice convening the General Meeting at least two weeks before the Meeting. Should any Member wish to propose another candidate, the nomination of such, signed by at least two Members, must reach the Secretary at least one clear week before the Annual General Meeting.

Amendments to the Standing Rules of the Club, as well as very important or urgent matters, shall be submitted to Members, to be voted upon at a General Meeting.

VIII. A General Meeting of the B. O. C. shall be held on the day of the October Meeting of each Session, and the Treasurer shall present thereat the Balance-sheet and Report; and the election of Officers and Committee, in so far as their election is required, shall be held at such Meeting.

IX. Any Member desiring to make a complaint of the manner in which the affairs of the Club are conducted must communicate in writing with the Chairman, who will call a Committee Meeting to deal with the matter.

#### COMMITTEE 1918-1919.

W. L. SCLATER, M.A., *Chairman.*

DAVID SETH-SMITH, *Editor of the 'Bulletin.'*

D. A. BANNERMAN, M.B.E., B.A., *Secretary and Treasurer.*

E. C. STUART BAKER.

H. MUNT.

The Lord ROTHSCHILD, Ph.D., F.R.S. (*Vice-Chairman*).

The Rev. F. C. R. JOURDAIN, M.A.

# LIST OF MEMBERS.

JUNE 1919.

---

- ADAMS, ERNEST E. ; Lloyd's, Royal Exchange, E.C. 3.  
ALEXANDER, H. G., Lingbar, Cranbrook, Kent.  
APLIN, OLIVER VERNON ; Bloxham, Banbury, Oxon.  
ARNOLD, E. C. ; 29 Grove Road, Eastbourne.  
ARUNDEL, Major W. B. ; High Ackworth, Pontefract.  
BAKER, E. C. STUART, J.P., F.Z.S., F.L.S. ; 6 Harold Road, Upper  
Norwood, S.E. 19.  
BAKER, Dr. J. C., M.B., B.A. ; Ceely House, Aylesbury.  
BANNERMAN, DAVID A., M.B.E., B.A. (*Hon. Sec. & Treas.*) ; 6 Palace  
Gardens Terrace, W. 8 ; and British Museum (Natural History),  
S.W. 7.  
BARCLAY, HUGH GURNEY ; Colney Hall, Norwich.  
BAYNES, GEORGE K. ; 120 Warwick Street, S.W. 1.  
BIDWELL, EDWARD ; 1 Trig Lane, Upper Thames Street, E.C. 4.  
BLAAUW, F. E., C.M.Z.S. ; Gooilust, s'Graveland, Noord-Holland.  
BONHOTE, JOHN LEWIS, M.A., F.L.S. ; Zoological Gardens, Giza,  
Egypt.  
BOORMAN, S. ; Heath Farm, Send, Woking, Surrey.  
BOOTH, H. B. ; "Ryhill," Ben Rhydding.  
BORRER, C. D. ; 6 Durham Place, Chelsea, S.W. 3.  
BRADFORD, A. D. ; Upton Lodge, Watford.  
BRADFORD, Sir J. ROSE, F.R.S. ; 8 Manchester Square, W. 1.  
BRIGGS, T. H. ; Rock House, Lynmouth R.S.O., Devon.  
BRISTOWE, B. A. ; Ashford Farm, Stoke D'Abernon, Cobham,  
Surrey.  
BUCHANAN, Capt. E. M. MURRAY ; Leny, Callander, N.B.  
BUNYARD, P. F., F.Z.S. ; 57 Kidderminster Road, Croydon.  
BUXTON, ANTHONY ; Knighton, Buckhurst Hill, Essex.  
BUXTON, P. A., Fairhill, Tonbridge.  
CARROLL, CLEMENT JOSEPH ; Rocklow, Fethard, Co. Tipperary,  
Ireland.  
CHASE, R. W. ; Herne's Nest, Bewdley, Worcestershire.  
CHUBB, CHARLES ; British Museum (Natural History), Cromwell  
Road, S.W. 7.

- CLARKE, Brig.-General GOLAND VAN HOLT, D.S.O.; Brook House, Hayward's Heath, Sussex.
- CLARKE, JOHN P. STEPHENSON; Borde Hill, Cuckfield, Sussex.
- CLARKE, Col. STEPHENSON ROBERT, C.B.; Borde Hill, Cuckfield, Sussex.
- CLARKE, WILLIAM EAGLE, LL.D., F.R.S.E., F.L.S. (*President B. O. U.*); Royal Scottish Museum, Edinburgh.
- COLES, RICHARD EDWARD; Rosebank, New Milton S. O., Hants.
- COLLETT, A. K.; 5 Stone Buildings, Lincoln's Inn, W.C. 2.
- COLLIER, CHARLES; Bridge House, Culmstock, Devon.
- COLTART, Dr. HENRY N.; Field House, Epsom.
- CONGREVE, Major, W. M., R.A.; The Forest, Kerry, Montgomeryshire.
- CURTIS, FREDERICK, F.R.C.S.; Alton House, Redhill, Surrey.
- DAVIDSON, J.; 32 Drumsheugh Gardens, Edinburgh.
- DAVIS, K. J. ACTON, F.R.C.S.; 24 Upper Berkeley Street, W. 1.
- DOBBIE, JAMES B.; 12 South Inverleith Avenue, Edinburgh.
- DOBIE, WILLIAM HENRY, M.R.C.S.; 2 Hunter Street, Chester.
- ELLIOT, EDMUND A. S., M.R.C.S.; Slade, Mounts, S. Devon.
- ELLISON, Rev. ALLAN; Althorpe Rectory, Doncaster.
- ELWES, HENRY JOHN, F.R.S.; Colesborne Park, Cheltenham.
- EVANS, ARTHUR HUMBLE, M.A.; 9 Harvey Road, Cambridge.
- EZRA, A.; 110 Mount Street, W. 1.
- FANSHAWE, Captain R. D.; Broxmore, Cavendish Road, Bournemouth.
- FINLINSON, HORACE W.; Lancing College, Shoreham-on-Sea, Sussex.
- FITZHERBERT-BROCKHOLES, W. J.; Claughton-on-Brock, Garstang, Lancashire.
- FOSTER, NEVIN H.; Hillsborough, Co. Down, Ireland.
- FROHAWK, F. W.; Uplands, Thundersley, Essex.
- GARNETT, CHARLES; 97 Whitehall Court, S.W. 1.
- GERRARD, JOHN; Silverdale, Worsley, Manchester.
- GIBSON, ERNEST; c/d Senores Lockwood y Cia, Rivadavia, Buenos Aires.
- GOODALL, J. M.; The Nest, Bembridge, Isle of Wight.
- GOSSE, Capt. PHILIP, M.R.C.S.; Curtlemead, Beaulieu, Hants; and Savile Club, W.
- GRANT, C. H. B.; 2 Lebanon Gardens, Westfield, Wandsworth, S.W. 18.
- GREY OF FALLODEN, Viscount, K.G., P.C.; Falloden, Christon Bank, Northumberland.
- GRIFFITH, ARTHUR F.; 59 Montpelier Road, Brighton.
- GURNEY, G. H.; Keswick Hall, Norwich.

- GURNEY, JOHN HENRY ; Keswick Hall, Norwich.
- HAIGH, GEORGE HENRY CATON ; Grainsby Hall, Great Grimsby,  
Lincolnshire.
- HALE, Rev. JAMES R., M.A. ; Boxley Vicarage, Maidstone, Kent.
- HARTERT, ERNST, Ph.D. ; The Museum, Tring, Herts.
- HAWKER, R. M. ; Bath Club, Dover Street, W. 1.
- HEADLEY, F. W. ; Haileybury Collegè, Hertford.
- HERBERT, E. G. ; c/o Messrs. Cox & Co., R.A.F. Branch, 111 St.  
Martin's Lane, W.C. 2.
- HETT, G. S. ; 8 Wimpole Street, W. 1.
- HONY, G. BATHURST ; 4 Beaufort Road, Clifton, Bristol.
- HORSFIELD, HERBERT KNIGHT ; Crescent Hill, Filey, Yorkshire.
- HOWARD, H. E. ; Clarelands, near Stourport.
- HOWARD, ROBERT JAMES ; Shearbank, Blackburn, Lancashire.
- INGRAM, Capt. COLLINGWOOD ; Forrest House, Westgate-on-Sea.
- IREDALE, TOM ; 39 Northcote Avenue, Ealing, W. 5.
- JACKSON, Sir FREDERICK J., C.B., K.C.M.G.
- JONES, Major H. ; 41 Vineyard Hill Road, Wimbledon Park, S.W. 19.
- JONES, Fleet-Surgeon KENNETH H., R.N. ; Manor House, St. Stephens,  
Canterbury.
- JOURDAIN, Rev. F. C. R., M.A. ; Appleton Rectory, near Abingdon,  
Berks.
- JOY, NORMAN H. ; Thurlestone, Bradfield, near Reading.
- KELSO, J. E. H., M.D. ; Edgewood, Arrow Lakes, British Columbia.
- KINNEAR, NORMAN B. ; Bombay Natural History Society.
- KLOSS, C. BODEN ; Kuala Lumpur, Federated Malay States.
- LA TOUCHE, J. D. ; c/o Custom House, Shasi, Hupeh, China.
- LAIDLAW, THOMAS GEDDES ; Bank of Scotland Branch, Duns, N.B.
- LAMBERT, GODFREY C. ; Woodcote, Esher, Surrey.
- LANGTON, HERBERT ; St. Moritz, 61 Dyke Road, Brighton.
- LEAROYD, A. E. ; Queen Anne's Mansions, S.W. 1.
- LE SOUËF, D. ; Zoological Society, Melbourne, Australia.
- LINGS, G. H. ; Richmond Hill, Cheadle, Cheshire.
- LODGE, G. E. ; 5 Thurloe Studios, Thurloe Square, S. Kensington,  
S.W. 7.
- LONG, SYDNEY H., M.D. ; 31 Surrey Street, Norwich.
- LOWE, P. R., B.A., M.B., B.C. ; The Nuns, Stamford ; and British  
Museum (Natural History), Cromwell Road, S.W. 7.
- LYNES, Captain HUBERT, R.N., C.B., C.M.G. ; 23 Onslow Gardens,  
S.W. 7.
- MACKWORTH-PRAED, C. W. ; 6 Neville Terrace, Onslow Gardens,  
S.W. 7.

- MACMILLAN, G. A. ; 27 Queen's Gate Gardens, S.W. 7.
- MACMILLAN, Captain W. E. F. ; 42 Onslow Square, S.W. 7.
- MAGRATH, Lieut.-Colonel H. A. F. ; c/o Messrs. King & Co.,  
9 Pall Mall, S.W. 1.
- MANSON-BAHR, P. H., M.A., M.B., M.R.C.S., L.R.C.P. ; 32  
Weymouth Street, W. 1.
- MARSHALL, A. McLEAN ; Great Chitcombe, Brede, Sussex.
- MARSHALL, JAMES McLEAN ; Bleaton Hallet, Blairgowrie, N.B.
- MASSEY, HERBERT ; Ivy Lea, Burnage, Didsbury, Manchester.
- MATHEWS, G. M. ; Foulis Court, Fair Oak, Hants.
- MAY, W. NORMAN, M.D. ; The White House, Sonning, Berks.
- MEADE-WALDO, E. G. B. ; Hever Warren, Hever, Kent.
- MEINERTZHAGEN, Colonel R., D.S.O. ; 63 Bedford Gardens, Campden  
Hill, W. 8.
- MILLS, Canon H. HOLROYD ; The Rectory, St. Stephen-in-Brannell,  
Grampound Road, Cornwall.
- MUNN, P. W. ; Stourwood Cottage, Stourwood Avenue, Southbourne,  
Hants.
- MUNT, HENRY ; 10 Ashburn Place, South Kensington, S.W. 7.
- MUNT, H. R. ; 10 Ashburn Place, South Kensington, S.W. 7,
- NESHAM, ROBERT ; Utrecht House, Poynder's Road, Clapham Park,  
S.W. 4.
- NEWMAN, T. H. ; Newlands, Harrowdene Road, Wembley,  
Middlesex.
- NICHOLS, J. B. ; Parliament Mansions, Victoria Street, S.W. 1.
- NICHOLSON, F. ; Ravenscroft, Windermere.
- NICOLL, MICHAEL J. ; Valhalla House, Zoological Gardens, Giza,  
Egypt.
- OLDHAM, CHAS. ; The Bollin, Shrublands Road, Berkhamsted, Herts.
- PARKIN, THOMAS ; Fairseat, High Wickham, Hastings.
- PEARSON, CHARLES EDWARD ; Hillcrest, Lowdham, Nottingham.
- PENROSE, FRANCIS G., M.D. ; Rathkeale, 51 Surrey Road, Bourne-  
mouth.
- PERSHOUSE, Major S. ; Cail Park, Bridge of Dee, Castle Douglas,  
N.B.
- PIGOTT, Sir T. DIGBY, C.B. ; 34 Unthank Road, Norwich.
- PITMAN, Capt. C. R. S., 27th Punjabis ; c/o Grindlay & Co.,  
54 Parliament St., S.W. 1.
- PLAYER, W. J. P. ; Wernfadog, Clydach R.S.O., Glamorganshire.
- POPHAM, HUGH LEYBORNE, M.A. ; Houndstreet House, Pensford,  
Somerset.



- PRICE, A. E. ; 4 Mincing Lane, E.C. 3.
- RATCLIFF, F. R. ; 29 Connaught Square, W. 2.
- RAWSON, HERBERT EVELYN ; Comyn Hill, Ilfracombe.
- READ, ROBERT H. ; Camelot, South Parade, Bedford Park, W. 4.
- RICHMOND, H. W., F.R.S. ; King's College, Cambridge.
- RICKETT, C. B. ; 27 Kendrick Road, Reading, Berks.
- RIPPON, Colonel G. ; United Service Club, Pall Mall, S.W. 1.
- RITCHIE, Captain A. T. A. ; 17 Stratton Street, W. 1.
- RIVIÈRE, B. B., F.R.C.S. ; St. Giles' Plain, Norwich.
- ROBINSON, H. C. ; State Museum, Kuala Lumpur, F. M. States.
- ROTHSCHILD, The Lord, Ph.D., F.R.S. (*Vice-Chairman*) ; The  
Museum, Tring, Herts.
- ROTHSCHILD, Hon. N. CHARLES ; Arundel House, Kensington Palace  
Gardens, W. 8.
- RUSSELL, Capt. CONRAD ; 2 Audley Square, W. 1.
- SAPSWORTH, ARNOLD DUER ; 30 Sussex Place, Regent's Park,  
N.W. 1.
- SARGEAUNT, ARTHUR ST. GEORGE ; Exbury, Padstow, Cornwall.
- SCLATER, WILLIAM LUTLEY, M.A. (*Chairman*) ; 10 Sloane Court,  
S.W. 1.
- SETH-SMITH, DAVID (*Editor of the 'Bulletin'*) ; 34 Elsworthy Road,  
South Hampstead, N.W. 3.
- SETH-SMITH, LESLIE MOFFAT, B.A. ; Tangley, Caterham Valley,  
Surrey ; and Kampala, Uganda.
- SETON, M. C. C. ; 13 Clarendon Road, Holland Park, W. 11.
- SLADEN, Major, 30 Barkston Gardens, S.W. 5.
- SMALLEY, FREDERIC W. ; Cove Hall, North Cove, nr. Beccles,  
Suffolk.
- SNOUCKAERT VAN SCHAUBURG, Baron R. ; Doorn, Holland.
- SPARROW, Lt.-Col. R. ; Rookwoods, Sible Hedingham, Essex.
- STANFORD, E. FRASER ; c/o Messrs. E. Stanford, Ltd., 12-14 Long  
Acre, W.C. 2.
- STAPLES-BROWNE, Capt. R. C. ; Brashfield House, Bicester, Oxon.
- STARES, J. W. C. ; Portchester, Hants.
- STENHOUSE, Surgeon-Captain J. H., M.B., R.N. ; Royal Naval  
Hospital, Gibraltar.
- STUDDY, Colonel ROBERT WRIGHT ; Waddeton Court, Brixham,  
Devon.
- STURGE, A. L. ; Lloyd's, Royal Exchange, E.C. 3.
- STYAN, F. W. ; Ben Craig, Bayham Road, Sevenoaks.
- SWANN, HAROLD ; 9 Evelyn Gardens, S.W. 7.

- SWINHOE, Colonel C. ; 4 Gunterstone Road, W. Kensington, W. 14.
- SWYNNERTON, C. F. MASSY ; Gungunyana, Melsetter District, S. Rhodesia.
- TALBOT-PONSONBY, C. G. ; Crown Office Row, Temple, E.C. 4.
- TERRY, Major HORACE A. ; Compton Grange, Compton, Guildford.
- TICEHURST, CLAUD B., M.A., M.D. ; Grove House, Lowestoft, Suffolk.
- TICEHURST, N. F., F.R.C.S. ; 24 Pevensey Road, St. Leonards-on-Sea.
- TOWNSEND, R. G. ; Buckholt, Dean, Salisbury.
- TREVOR-BATTYE, AUBYN B. R. ; Ashford Chace, Petersfield, Hants.
- TYRWHITT-DRAKE, HUGH G. ; Cobtree, Sandling, Maidstone.
- UPCHER, HENRY MORRIS ; Sheringham Hall, Sheringham R.S.O.
- VAIZEY, G. de H. ; 53 The Pryors, Hampstead Heath, N.W. 3.
- VAIZEY, K. G. R. ; 26 Cornwall Gardens, S.W. 7.
- VAUGHAN, MATTHEW ; The Limes, Marlborough, Wilts.
- WALLIS, H. M. ; Ashton Lodge, Christchurch Road, Reading.
- WARDLAW-RAMSAY, Colonel R. G. ; Whitehill, Rosewell, Midlothian.
- WHITAKER, JOSEPH I. S. ; Malfitano, Palermo, Sicily.
- WHITE, S. J. ; Chiltern Road, Chesham Bois, Bucks.
- WHYMPER, SAMUEL LEIGH ; Oriental Club, Hanover Square, W. 1.
- WILKINSON, JOHNSON ; Vermont, Huddersfield, Yorkshire
- WILLIAMSON, W. J. F. ; C. M. G. Kingsdon, Bangkok, Siam.
- WILSON, CHARLES JOSEPH ; 14 Suffolk Street, Pall Mall, S.W. 1.
- WITHERBY, HARRY F., M.B.E. ; 326 High Holborn, W.C. 1
- WITHERINGTON, G. ; 19 Sumner Place, S. Kensington, S.W. 7.
- WOODHOUSE, CECIL, M.D. ; Coaxdon Hall, Axminster.
- WORKMAN, WILLIAM HUGHES ; Lismore, Windsor, Belfast.
- WYNNE, R. O. ; Foulis Court, Fair Oak, Hants.

---

Members are requested to keep the Secretary informed of  
any changes in their addresses.]

---

# LIST OF AUTHORS

## AND OTHER PERSONS REFERRED TO.

	Page
Addresses of Educational nature to be held .....	75
Alteration of Rules III., V., and VII. ....	73-75
<b>BAKER, E. C. STUART.</b>	
Exhibition and description of a new subspecies of Fly-catcher ( <i>Cyornis magnirostris caerulifrons</i> ) from Siam .....	7, 8
Exhibition and description of new subspecies of Oriental birds ( <i>Bhringa remifer peracensis</i> , <i>Picus canus gyldenstolpei</i> , <i>Thereiceryx lineatus intermedius</i> , <i>Cyanops duvacei robinsoni</i> , <i>Pitta caerulea hosei</i> ) .....	18-20
Exhibition of eggs of <i>Pterocles senegallus</i> .....	28
Remarks on the subspecies of the Kingfisher ( <i>Alcedo meninting</i> ) with descriptions of two new subspecies ( <i>A. m. scintillans</i> and <i>A. m. coltarti</i> ) .....	38-40
Exhibition of a new subspecies of Cuckoo ( <i>Penthoceryx sonnerati waiti</i> ) with remarks on the genus .....	45-47
On behalf of Mr. Thomas Wells, description of a new subspecies of Babbler ( <i>Scotocichla fuscicapilla babaulti</i> ) from North Ceylon .....	69, 70
Description of a new subspecies of Cuckoo ( <i>Rhinortha chlorophæa fuscigularis</i> ) from Borneo .....	77
On behalf of Mr. Thomas Wells, communicated the description of a new subspecies of Starling ( <i>Poliopsar leucocephalus annamensis</i> ) from Annam .....	77

	Page
<b>BANNERMAN, D. A.</b>	
Elected as Hon. Secretary and Treasurer in succession to Mr. C. G. Talbot-Ponsonby .....	1
Remarks on the present scarcity of Grouse in Scotland ..	8
Exhibition of species hitherto unrecorded from the Belgian Congo .....	94
On behalf of Sir Frederick Jackson, exhibited a new species of Shrike ( <i>Chlorophoneus andaryæ</i> ) from Kisubi, nr. Entebbe, Uganda .....	94
Description of a new subspecies of Babbler ( <i>Crateropus tenebrosus claudeti</i> ) from the Welle River .....	99
<b>BORRER, CLIFFORD.</b>	
Remarks on the nesting of the Black-necked Grebe .....	35
Remarks on the nesting of the Marsh-Harrier in Norfolk .	35
<b>BUNYARD, P. F.</b>	
Exhibition and remarks on mounted specimens of nest-feathers and down of the Harlequin Duck ( <i>Histrionicus histrionicus</i> ) from Iceland .....	4, 5
Exhibition and remarks on mounted specimens of the nest-feathers of the Blue-winged Teal ( <i>Querquedula discors</i> ) from N. Dakota, U.S.A. ....	35, 36
Remarks on the breeding of the Crossbill in England . . . .	36
Exhibition of mounted specimens of the nest-feathers and down of the Goosander ( <i>Mergus merganser</i> ) and of the Red-breasted Merganser ( <i>Mergus serrator</i> ), .....	58
Exhibition of varieties of eggs—Chaffinch, House-Martin, Dunlin, and Lapwing. ....	59
Exhibition of an unusually small egg of the Cuckoo ....	78
Exhibition of a nest with eggs of the Lapwing from Surrey, taken from an unusual position. ....	89
Exhibition of two clutches of erythristic eggs of the Lapwing ( <i>Vanellus vanellus</i> ) .....	97
<b>CHAIRMAN</b> , new rule regarding election of .....	1

CHUBB, C.	Page
Exhibition and notes on a British example of the Belted Kingfisher ( <i>Ceryle alcyon</i> ) . . . . .	6, 7
Descriptions of new forms of South and Central American birds— <i>Gampsonyx swainsonii magnus</i> , <i>G. s. leonæ</i> , <i>Falco rufogularis petoensis</i> , <i>F. r. pax</i> . . . . .	21, 22
Descriptions of new forms from South and Central America— <i>Sclerurus mexicanus certus</i> , <i>S. m. macconnelli</i> , <i>S. m. peruvianus</i> , and <i>S. m. bahiæ</i> . . . . .	41, 42
Description of a new genus of Formicariine bird— <i>Poliolæma</i> . . . . .	42
On the genus <i>Manikup</i> Desmarest . . . . .	42
Descriptions of new forms of South and Central American birds— <i>Dendrocincla bartletti</i> , <i>Dendrocincla fuliginosa wallacei</i> , and <i>Xenops genibarbis cayoensis</i> . . . . .	51-53
Descriptions of a new genus ( <i>Stictomyrmornis</i> ) and five new subspecies of South American birds— <i>Synallaxis albigularis josephinae</i> , <i>Automolus turdinus macconnelli</i> , <i>Philydor erythrocerus guianensis</i> , <i>Philydor atricapillus pallidior</i> , <i>Dendrocincla longicauda guianensis</i> . . . . .	59-61
Descriptions of new forms of South American birds— <i>Pseudochloris salvini</i> , <i>Pseudochloris aureiventris incæ</i> . . . . .	70, 71
Description of a new species of Spine-tail ( <i>Synallaxis macconnelli</i> ) from British Guiana . . . . .	78, 79
Exhibition of the first British-taken example of the Needle-tailed Swift ( <i>Chætura caudacuta</i> ), captured near Colchester, Essex . . . . .	90
Exhibition of a nest which contained four eggs of the Blackbird ( <i>Turdus merula</i> ) and three eggs of the British Song-Thrush ( <i>Turdus musicus clarkei</i> ) . . . . .	90
Description of a new species of bird from British Guiana ( <i>Lophotriccus macconnelli</i> ) . . . . .	90
Description of a new genus of Tyrannine bird ( <i>Microcochlearius</i> ) . . . . .	98

	Page
COMMITTEE, suggestion that, should be more frequently changed .....	1
COMMITTEE, election of .....	2
COMMITTEE MEETINGS: four to be held during Session .....	74
DURNFORD, W. A.	
Letter from, suggesting that complete protection be afforded the Peewit at all Seasons .....	8, 9
ELWES, H. J.	
Remarks on the present scarcity of Grouse in Scotland ..	8-21
GENERAL INDEX, a new, to be published .....	75
GROUSE: Committee formed to enquire into the present scarcity of .....	8
HARTERT, E.	
<i>Corvus rhipidurus</i> , new name for <i>Corvus affinis</i> Rüpp. ....	21
On a new race of Long-tailed Titmouse from the Central Pyrenees ( <i>Ægithalos caudatus pyrenacius</i> ) .....	40
Remarks on the Portuguese birds exhibited by Mr. Witherby.....	49, 50
Exhibition and description of a new Serin-Finch from E. Africa ( <i>Serinus buehanani</i> ) .....	50, 51
Exhibition and remarks on a specimen of <i>Serinus buehanani</i> .	59
Description and notes on a new species of Guinea-Fowl ( <i>Numida sabyi</i> ) from western Marocco .....	68, 69
Exhibition of specimens of <i>Melanocorypha bimaculata</i> and <i>Corvus cornix</i> with their allied forms .....	83

	Page
<b>HARTERT, E. (cont.).</b>	
On behalf of Colonel R. Meinertzhagen, descriptions of two new subspecies of birds from Palestine ( <i>Melanocorypha bimaculata gaza</i> and <i>Corvus cornix judæus</i> ) . . . . .	84, 85
Remarks on <i>Numida sabyi</i> from Morocco . . . . .	85
<b>HAVILAND, Miss MAUD.</b>	
Exhibition of lantern-slides . . . . .	64
<b>INDEX, a new General, to be published . . . . .</b>	<b>75</b>
<b>INGRAM, C.</b>	
Exhibition of lantern-slides . . . . .	66
<b>JACKSON, Sir FREDERICK.</b>	
Exhibition of a new species of Shrike ( <i>Chlorophoneus andaryæ</i> ); from Kisubi, nr. Entebbe, Uganda . . . . .	94
<b>JOURDAIN, Rev. F. C. R.</b>	
Election of, as Member of Committee . . . . .	1
Remarks on a specimen of the Belted Kingfisher ( <i>Ceryle alcyon</i> ) obtained in the Westmann Isles now in the Reykjavik Museum, Iceland . . . . .	7
Exhibition and remarks on a series of eggs of the Senegal Sand-Grouse ( <i>Pterocles senegallus</i> ) . . . . .	27, 28
<b>LAMBERT, G. C.</b>	
Exhibition of a semi-albino Hedge-Sparrow . . . . .	59
<b>LANGTON, Dr. H.</b>	
Exhibited a photograph of a Herring-Gull which had lived in captivity for 37 years . . . . .	98
<b>LEVICK, Surgeon-Commander G. MURRAY.</b>	
Exhibition of lantern-slides and an account of the habits of the Adelie Penguin ( <i>Pygoscelis adeliae</i> ) as observed during the British Antarctic ('Terra Nova') Expedition . . . . .	66, 67

MATHEWS, G. M.	Page
Descriptions of new forms of Australian birds— <i>Diomedea exulans westralis</i> , <i>Acanthiza pusilla peroni</i> , <i>Leggeornis lamberti hartogi</i> and <i>Urodynamis taitensis belli</i> .....	23, 24
MEADE-WALDO, E. G. B.	
On the diminution in numbers of the Peewit since 1916 ..	9
Account of the preservation of the Kite in Wales during recent years.....	3, 4
——. Correction .....	24
On the results of the protection afforded to the Great Skua ( <i>Megalestris catarrhactes</i> ) .....	55-57
Remarks on the scarcity of the Red Grouse in Scotland ..	57
MUNT, H.	
Exhibition of two eggs of the Mikado Pheasant ( <i>Calophasis mikado</i> ) .....	78
NICOLL, M. J.	
Exhibition of mounted specimens of <i>Uragus sibiricus</i> and <i>Motacilla personata</i> , the first-recorded specimens from Europe.	89
OLDHAM, CHAS.	
Account of the nesting of the Black-necked Grebe in Hertfordshire .....	28-34
OWEN, J. H.	
Exhibition of lantern-slides .....	65
PEEWIT, suggestion that complete protection be afforded at all seasons .....	8, 9
READ, R. H.	
Exhibition of a collection of eggs of various species of Owls.....	35
Exhibition of a variety of the Common Pheasant .....	53



	Page
ROTHSCHILD, Lord.	
Election as Member of Committee in place of Mr. Meade-Waldo .....	1
Vote of thanks to, on retirement from Chairmanship ....	2
Exhibition of a picture from life of the White or Reunion Dodo ( <i>Didus solitarius</i> ), and of a model reconstructed from the picture .....	16, 17
Exhibition of photographs of <i>Crossoptilon mantchuricum</i> .	17
Exhibition of eggs of <i>Pterocles senegallus</i> .....	28
Remarks on the nesting of the Black-necked Grebe in Hertfordshire .....	34
Description of a new subspecies of Ostrich from Syria, <i>Struthio camelus syriacus</i> .....	81
ROWAN, W.	
Exhibition of lantern-slides .....	64, 65
RULE III., Alteration of .....	75
RULE V., Alteration of .....	75
RULE VII., Alteration of .....	73, 74
SCLATER, W. L.	
Election as Chairman for a term of five years in succession to Lord Rothschild .....	1
Chairman's Address .....	11-16
Exhibition and description of a new subspecies of Buzzard, <i>Buteo jackal archeri</i> , from Somaliland.....	17, 18
Exhibition and description of a new subspecies of <i>Leucopternis</i> ( <i>Leucopternis ghesbreghtii costaricensis</i> ) from Costa Rica .....	76
Description of a new Hawk-Eagle ( <i>Spizaëtus batesi</i> ) from Cameroons .....	87
Remarks on <i>Spizaëtus batesi</i> .....	94


	Page
SELBORNE, proposed excursion to .....	75
SLADEN, Major A. G. L.	
Exhibition of rare birds and eggs collected by him in Palestine .....	5, 6
TALBOT-PONSONBY, C. G.	
On the financial state of the Club .....	11
Remarks on the scarcity of the Red Grouse in Scotland ..	57, 58
TURNER, Miss E. L.	
Exhibition of lantern-slides .....	64
WELLS, THOMAS.	
Description of a new species of Babbler ( <i>Scotocichla</i> <i>fuscicapilla babaulti</i> ) from North Ceylon.....	69, 70
Description of a new subspecies of Starling ( <i>Poliopsar</i> <i>leucocephalus annamensis</i> ) from Annam .....	77
WITHERBY, H. F.	
Exhibition and remarks on some Portuguese bird-skins ..	47-49
Exhibition of young in down of <i>Charadrius d. curonicus</i> and <i>C. alexandrinus</i> .....	49

# BULLETIN

OF THE

BRITISH ORNITHOLOGISTS' CLUB.

**No. CCXXXVI.**



PRECEDING the ordinary meeting of the Club the third ANNUAL GENERAL MEETING was held at Pagani's Restaurant on October 9th, 1918, the Chair being taken by Lord ROTHSCHILD, F.R.S.

Mr. WILLIAM L. SCLATER, M.A., was elected Chairman for a term of five years in succession to Lord Rothschild, whose term of office had expired.

Mr. D. A. BANNERMAN, M.B.E., B.A., was elected Honorary Secretary and Treasurer in succession to Mr. C. G. Talbot-Ponsonby.

Lord ROTHSCHILD was elected a member of the Committee in place of Mr. Meade-Waldo, who retired by seniority.

The following new Rule, having been proposed by the Committee, was put to the meeting and carried unanimously:—

“If an *ex officio* member of the Committee becomes Chairman, an additional member shall be elected to fill the vacancy thus caused for the time being.”

The Rev. F. C. R. JOURDAIN having been duly nominated for the vacancy, should the new Rule be passed, his name was put to the meeting (there being no other candidate), and he was duly elected.

The Rev. F. C. R. JOURDAIN suggested that the membership of the Committee should be more frequently changed,

[October 29th, 1918.]

VOL. XXXIX.

as there had been a lack of fresh blood during past years. After some discussion the following motion, proposed by Mr. Jourdain, seconded by Mr. Massey, was put to the meeting and passed:—

“That the Committee be asked at their next meeting to consider the question of a wider selection in their membership, and to take any other means they consider desirable to popularize the Club.”

The meeting terminated with a hearty vote of thanks to the retiring Chairman for his able services to the Club during his five years of office.

*Committee, 1918–19.*

W. L. SCLATER, M.A., *Chairman.*

D. SETH-SMITH, *Editor.*

D. A. BANNERMAN, M.B.E., *Hon. Sec. & Treasurer.*

The Lord ROTHSCHILD, F.R.S., *Vice-Chairman.*

E. C. STUART BAKER.

Rev. F. C. R. JOURDAIN, M.A.

H. MUNT.

---

THE two-hundred-and-thirty-third Meeting of the Club was held at Pagani's Restaurant, 42–48 Great Portland Street, W., on Wednesday, October 9th, 1918.

*Chairman:* WILLIAM L. SCLATER, M.A.

*Members present:*—E. C. STUART BAKER; D. A. BANNERMAN (*Hon. Sec. & Treasurer*); G. BAYNES; E. BIDWELL; H. D. BRADFORD; P. F. BUNYARD; B. W. CHASE; C. CHUBB; H. N. COLTART; Major W. M. CONGREVE, R.A.; H. J. ELWES; A. EZRA; E. HARTERT; Rev. F. C. R. JOURDAIN; G. C. LAMBERT; H. LANGTON; G. H. LINGS; C. W. MACKWORTH-PRAED; G. M. MATHEWS; HERBERT MASSEY; E. G. B. MEADE-WALDO; H. MUNT; H. R. MUNT; C. OLDHAM; C. E. PEARSON; G. B. RICKETT;

LORD ROTHSCHILD ; D. SETH-SMITH (*Editor*) ; Major A. G. L. SLADEN ; G. DE H. VAIZEY ; J. WIGLESWORTH.

*Guests* :—H. S. FAY, M.A. ; G. DE H. VAIZEY.

Mr. MEADE-WALDO gave the following account of the efforts that have been made in recent years to preserve the native stock of Kites in Wales :—

I took over the Secretaryship of the B.O.U. Kite Protection Fund from Mr. Witherby in 1905. As far as I could make out from my own observations, and from what the local residents and those interested in their preservation told me, there were then only two pairs of old birds and possibly one odd male. In the summer of 1906 both these pairs successfully reared two young ones each. Since then, with much careful watching, the Kites have steadily increased, but, until quite lately, very slowly. I have given no report since I last asked for subscriptions in 1910, as no doubt the less said about them the better during these years. I have visited the area annually, and have been able to make the following notes on the habits of these Welsh Kites. They are remarkably tame, and almost invariably nest close to a farm or cottage. The nest is almost always in an oak-tree, probably because the hill-sides are largely covered with oak woods, the trees being usually of small size. The only two exceptions were a nest built in a straggling larch-tree in a stackyard close to a house (this nest contained only one young) and a nest built in a solitary birch-tree, from which three young flew.

As in all raptorial birds, the cock does the whole of the foraging until the young leave the nest, and generally hunts far away from the nest—often seven or eight miles. The food is very varied, and consists of young rabbits, the remains of animals found dead ; in spring pieces of lamb, generally the head, occasional chickens, goslings, and many young rooks taken from the nest, snakes, adders, and also quite small objects, probably worms, for I could not see what they were, although quite close to the nest. On one

occasion the skin of a hedgehog filled the middle of the nest, with three full-grown young Kites sitting around it!

Although these Kites have been inbred for so many years their eggs are remarkably fertile, a clear egg being very uncommon. Except man, their chief enemy seems to be the Carrion-Crow, which is extremely common in Wales. These combine to try and make the old bird leave her eggs.

The same nest appears to be rarely re-occupied, but a new nest is built in the same quarter of the wood. Some strange material is often added to the lining, such as rags, paper, and often a piece of rope. Kites do not seem to object to Buzzards nesting near them. On one occasion, when standing close to two Buzzards' nests, each containing full-grown young, two pairs of old Buzzards soared over "mewing" and making fine stoops at me, nearly reaching the tree-tops. A Kite came and made repeated and splendid slanting stoops at the Buzzards, but took not the slightest notice of me, although she had young just out of the nest close by. During the winter the Kites congregate at roosting-time, several (as many as thirty) in a sycamore tree in a farm square. In early spring they soar at a great height in small lots of five or seven together.

Mr. P. F. BUNYARD exhibited mounted specimens of nest-feathers and down of the Harlequin-Duck (*Histrionicus histrionicus*), from Iceland, and made the following remarks:—

The only description of these feathers which I have been able to find is in Dresser's 'Eggs of the Birds of Europe,' where he says, in alluding to the down, that the feathers amongst it are dirty white at the base, then sooty brown and *broadly terminated with white*. This is obviously an error.

The correct description is as follows:—Type, pale chocolate-brown at the basal end, paler immediately around the quill, with a well-defined band of white, *terminated with dark chocolate-brown*, very distinctive.

*Measurements*, 33 mm. (length).

The down is large, and in bulk appears sooty brown or sepia, separated pieces the same shade as the basal portion of the feathers, whitish immediately above the quills.

Mr. Bunyard also exhibited mounted specimens of the nest-feathers and down of the American Green-winged Teal (*Querquedula carolinensis*), from Bear River, Utah (*T. B. Gordon*). The feathers had not been previously described.

*Feathers*. Type, pale brown with a whitish centre and terminal portion; other feathers in the nest differ considerably, some are rich chocolate-brown with an inverted V-shaped mark of whitish brown at the terminal end, another is whitish brown at the base, reddish brown at the terminal part, which forms a W-shaped mark, the inner portion of the upper part of the letter are dark brown.

*Measurements*, 24 mm. (length).

*Down*. Chocolate-brown in bulk, and when separated whitish immediately above the quill, with inconspicuous white tips. In size and general appearance it possesses the characteristics of that of the Garganey (*Q. querquedula*).

Major A. G. L. SLADEN exhibited some rare birds and eggs from Palestine, and made the following remarks:—

During the autumn of 1917 I collected in the dry sandy country around Shellal, some 12 miles S.E. of Gaza. The country, though comparatively fertile after the rains of winter, becomes in summer a vast tract of dry sandy desert, with little or no herbage, and no trees except here and there a dwarf tamarisk in a cactus compound. It is intersected by the Wadi Ghuzze, a winter river which in summer has only a few shallow pools at some distance from one another. Here I watched the autumn migration, and obtained such birds as Blackcaps, Wrynecks, Pratincoles, Eastern Nightingales, and a Slender-billed Curlew.

After our advance in November I collected in the Jericho, Jerusalem, Ramleh, and Jaffa areas. One of the most interesting species to my mind was the Sunbird (*Cinnyris*

*osea*), which used to be peculiar to a small tropical oasis in the Jordan Valley, but has now extended its range to Jaffa, which it visits in winter, feeding in the orange groves, which afford it good shelter. Another interesting bird, of which I have the skin here, is the Penduline Tit (*Anthroscopus pendulinus*). This appears to be the first recorded occurrence in Palestine, and was taken some eight miles south of Jaffa. I have here, too, other skins of *Chloris chloris chlorotica*, and some eggs showing the marked diminution in size between this and the European species, *Chloris chloris*. One of the three birds exhibited to-night is very much paler than the other two. It may only be a pale specimen, but I am inclined to think it is a different species, as I can recollect having noticed very pale birds during winter only in Jaffa, and at the time did not suspect that they were unrecorded. It is a matter which I think deserves further investigation.

I also exhibit four clutches of eggs of *Enanthe hispanica xanthomelæna*. Two of them are the eggs of the black-eared form and two of the black-throated. These clutches were taken by myself, and in every case I watched the parent-birds building and can vouch for their authenticity. Both forms nested in close proximity to each other. The nests were constructed of the same materials in each case, and the females which I procured were indistinguishable from one another, as are also the eggs. To my mind there seems to be no good reason for separating these birds. It may be argued that no very positive deductions can be made from so small a number of eggs as two clutches of each form, but at any rate these eggs are positively identified, which is not always the case, and, taken in conjunction with other observations, certainly lend credence to the theory that the two birds are only forms of the one species.

Mr. CHARLES CHUBB exhibited a female specimen of the Belted Kingfisher, taken in Cornwall, and gave the following notes:—

Through the kindness of Mr. G. Thorne Phillips, of Wadebridge, Cornwall, the British Museum has been able to



acquire a female example of the Belted Kingfisher (*Ceryle alcyon*), which was shot on the banks of the River Allen, a tributary of the River Camel, by Mr. F. G. Stevenson, of Sladesbridge, in November 1908. This appears to be the first known occurrence of this species in England.

“Two examples of this bird occurred,” says Thompson (Ann. Nat. Hist. xvi. p. 430, xvii. p. 69, and B. Irel. i. p. 373), “in Ireland about the same time. The first was shot by Mr. F. A. Smith at Annsbrook in Meath, October 26th, 1845; and the second, which was seen some days before November 20th of the same year by the gamekeeper of Mr. Latouche, of Luggela in the county of Wicklow, was shortly afterwards shot, according to Mr. Watters, by Mr. J. C. Champion. This last came into the possession of the late Mr. T. W. Warren, and was by him left to the Museum of Science and Art in Dublin; the other, believed to be a female, was bought for that of Trinity College in the same capital.” (Cfr. Newton’s edition of Yarrell, vol. ii. p. 452.)

It has also occurred at Santa Cruz, Flores, Azores, and is now in the Ponta Delgada Museum (*vide* Ogilvie-Grant, Nov. Zool. xii. 1905, p. 114).

This bird is an inhabitant of North America, extending south to Colombia and Venezuela in South America.

The Rev. F. C. R. JOURDAIN stated that when in Iceland in 1912 he saw in the Reykjavik Museum a specimen of the Belted Kingfisher which had been obtained on the Westmann Isles in 1901.

Mr. E. C. STUART BAKER exhibited a new subspecies of Flycatcher from Siam, and made the following remarks:—

The Flycatcher which I exhibit to-night was obtained by Mr. E. G. Herbert in Siam. It is practically a small replica of *Cyornis magnirostris*, of which it appears to be a local form, differing only in being decidedly smaller—wing about 6 mm. less—and in having a much smaller bill. The female differs

from that of *C. magnirostris* in the same respects. The light blue forehead of this bird being very conspicuous, I name it

*CYORNIS MAGNIROSTRIS CÆRULIFRONS*, subsp. nov.

The type is No. 12.27.912 ♂ B.M. Coll. Locality, Klang Baug Lai, Siam.

Mr. HENRY J. ELWES remarked upon the present scarcity of Grouse in Scotland. The past breeding-season appeared to be good and young birds hatched well. There was very little actual disease, but for some reason at present unknown the birds had unaccountably disappeared and very few young birds were shot. He suggested that a careful investigation of the causes of this remarkable disappearance should be made.

Mr. D. A. BANNERMAN confirmed Mr. Elwes's remarks, and said that he had spent from the 9th of August to the 9th of September at a shooting-lodge named Remore, nine miles north of Dunkeld, in Perthshire. His experience was that the birds, after an excellent hatching-season, had decreased enormously, and he was assured by his host, Mr. B. R. Fleming, that much smaller bags were secured (over dogs) than in 1916. The heather was in excellent condition and the moors well burnt. No dead birds were noted, and those shot seemed to be in good condition, without any trace of disease. Old and young birds were in about equal numbers.

It was decided that a committee should be formed to inquire into the causes of the present unsatisfactory conditions, and it was agreed to ask the following gentlemen to serve, with power to add to their number:—Messrs. H. J. Elwes, E. G. B. Meade-Waldo, J. G. Millais, and Capt. Hugh Gladstone.

The CHAIRMAN read a letter from Mr. W. A. Durnford, M.B.O.U., addressed to the Director of the British Museum (Natural History), asking for an opinion as to whether the Peewit and its eggs should be given complete protection

(especially in Yorkshire) at all seasons in the interests of agriculture.

Mr. MEADE-WALDO said that this bird had greatly decreased in numbers since 1916, owing chiefly to the very severe winter of 1916-17. There was no harm, he thought, in the taking of the first clutches of eggs, as these were very liable to destruction by frost and by agricultural implements, but it should be made illegal to offer eggs for sale on and after the 1st of May. The netting of the birds, especially in Ireland, should be stopped, and also their export to the United States.

Mr. H. J. ELWES endorsed Mr. Meade-Waldo's remarks.

---

The next Meeting of the Club will be held on Wednesday, the 13th of November, 1918, at PAGANI'S RESTAURANT, 42-48 Great Portland Street, W.; the Dinner at 7 p.m. Members of the Club intending to dine are requested to inform the Hon. Secretary, Mr. D. A. BANNERMAN, at 6 Palace Gardens Terrace, W. 8.

[N.B.—Members who intend to make any communication at the next Meeting of the Club are requested to give notice *beforehand* to the Editor at 34 Elsworth Road, South Hampstead, N.W. 3, and to place in his hands not later than at the meeting MSS. for publication in the Bulletin.]

(Signed)

W. L. SCLATER,  
*Chairman.*

D. SETH-SMITH,  
*Editor.*

D. A. BANNERMAN,  
*Sec. & Treas.*



Bull

re mitted  
National Museum

# BULLETIN

OF THE

## BRITISH ORNITHOLOGISTS' CLUB.

---

**No. CCXXXVII.**

---

THE two-hundred-and-thirty-fourth Meeting of the Club was held at Pagani's Restaurant, 42-48 Great Portland Street, W., on Wednesday, November 13th, 1918.

*Chairman:* WILLIAM L. SCLATER, M.A.

*Members present:*—E. E. ADAMS; E. C. STUART BAKER; D. A. BANNERMAN (*Hon. Sec. & Treasurer*); E. BIDWELL; P. F. BUNYARD; Col. S. R. CLARKE; A. COLLETT; H. J. ELWES; A. EZRA; E. HARTERT; Rev. F. C. R. JOURDAIN; G. C. LAMBERT; C. W. MACKWORTH-PRAED; G. M. MATHEWS; H. MUNT; H. R. MUNT; C. OLDHAM; A. E. PRICE; F. R. RATCLIFF; R. H. READ; C. B. RICKETT; Lord ROTH-SCHILD; D. SETH-SMITH (*Editor*); J. H. STENHOUSE; C. G. TALBOT-PONSONBY; H. M. WALLIS.

*Guests:*—C. E. FAGAN; O. R. OWEN.

The late HONORARY TREASURER submitted a Balance Sheet of the Accounts for the past Session, which showed a credit balance of £117 15s. 5d.

The CHAIRMAN read his Annual Address, as follows:—

“BROTHER MEMBERS OF THE B. O. C.,—

“Since the foundation of the Club it has been the custom, initiated by my revered father, for the Chairman to give at

the opening meeting of the Session an address on events of Ornithological interest during the past year.

“As I was not elected to be your Chairman until the first meeting of the present Session, it seemed mere fitting that anything I had to tell you should be postponed until this evening, and I will now therefore proceed to give you a short account of the events of importance in the Ornithological world which have occurred since October 1917.

“In the fourth year of the world-war it is not to be expected that there would be much to tell you of exploration and discovery; so many of the world's ornithologists are directly or indirectly engaged in war work that few have had time to devote to their favourite pursuits. We have, however, several officers who have been able to spare some time for observation and collecting on the various fronts. In Macedonia, and afterwards in Palestine, Major Sladen has made some valuable collections for the Natural History Museum, and has already published in the ‘Ibis’ some observations on the birds observed by him in the former front. His Palestine notes will appear later. Another of our members who has been very busy on several fronts is Colonel Meinertzhagen. He has made considerable collections recently at Quetta, in East Africa, and in Palestine, and has devoted special attention to European migrants in those countries. We hope he will later on favour the pages of the ‘Ibis’ with a paper on these matters.

“On the French front Major Congreve has been making some interesting observations and has met with some rare birds, of which he has given an account in the July ‘Ibis.’

“It seems hardly worth while to mention other writers whose results have appeared in the ‘Ibis,’ but I should like to draw your attention to Mr. Bates's paper in the October number on the reversed under wing-coverts of birds. This is a matter which is almost entirely neglected by systematists and anatomists alike, and I think it is a most remarkable fact that a man like Mr. Bates, who lives buried in the depths of the West African forest in Cameroon, far away not

only from his fellow-ornithologists but from his fellow-men, should have been able to draw our attention to such novel and remarkable facts as are detailed in his contribution.

“Outside the British Isles, the greatest activity has been among American ornithologists. The most important work published in the United States during the past year is undoubtedly that of Mr. Frank M. Chapman on the birds of the United States of Colombia, in the northern part of South America. For five years, from 1910 to 1915, Mr. Chapman himself and an able band of assistants had been making explorations and collections throughout the whole extent of that richly-endowed country, and have amassed for the American Museum of Natural History in New York an immense booty. This has all been worked out in detail in a report of over 700 pages, forming a volume of the ‘Bulletin’ of the Museum. The first portion of the report contains a very masterly account of the zonal distribution and the faunal areas, which extend from the sea-level to the lofty Paramo zone from 11,000–13,000 ft. and to the snow-line at 15,000 ft. This portion of the report is most fascinating and instructive, and should be studied by every ornithologist, whether his interest is the field or the study.

“Quite as important, but on rather different lines, is Capt. Beebe’s Report on the Tropical Research Station of the New York Zoological Society, recently established in British Guiana. Some of us may recall a Meeting of this Club at which Capt. Beebe spoke of his experiences and researches. I would strongly recommend any young ornithologist in this Club who has leisure and opportunity after the war to arrange to make a visit to Capt. Beebe’s station. It would give him the best and easiest opportunity to learn something of tropical bird-life, and undoubtedly afford him great opportunities for research.

“Another splendid work has also been recently published by Capt. Beebe. This is the first volume of his ‘Monograph on the Pheasants,’ a notice of which is to be found in the October ‘Ibis.’

“Time does not permit me to mention any other publications, but I would like to call your attention to Oudemans’ work on the Dodo, published by the Dutch Academy of Science; to Cory’s new ‘Catalogue of the Birds of the Americas’; and to the regular issue of the parts of Mathews’s ‘Birds of Australia.’

“In Argentina there has recently been founded a new Ornithological Society, the Sociedad Ornitológica del Plata, under the presidency of Dr. Roberto Dabbene. Two numbers of the journal of the society, ‘El Hornero,’ have already been issued, and contain many contributions of interest. We may wish success and prosperity to our new contemporary.

“In South Africa the Ornithological Union, which was founded in 1904, has found it necessary to combine with another society, the Transvaal Biological Society, to form a new organization with a somewhat wider scope, to be known as the South African Biological Society. A new journal, the ‘South African Journal of Natural History,’ of which one number has been issued, is the organ of the new Society, and takes the place of the old ‘Journal of the South African Ornithological Union.’ It contains a number of ornithological articles, as well as others on other branches of natural history.

“I must now mention those members of the Club, as well as a few more prominent ornithologists, whom we have lost by death during the past year.

“Mr. F. M. Ogilvie, though he but seldom attended our meetings, was a first-rate observer, and had a fine collection of British birds exhibited in a private museum attached to his house near Aldeburgh in Suffolk. He lived chiefly at Oxford, where he practised as an ophthalmic surgeon. He was an original member of the Club, and died at Oxford on 17 January last.

“Col. E. S. Mason, who died on 13 March last, was a well-known man in Lincolnshire, where he interested himself in commercial pursuits and in public life. He possessed a valuable collection of albino birds. He joined the Club in



1899, but I cannot myself remember his attendance at any of our meetings.

“The third member whom the Club has lost during the last year is Mr. G. H. Dawson, who died 17 October, 1917. He was a member of Lloyds, and, though interested in birds and a good observer, did not, so far as I am aware, write on his observations or experiences.

“Australia has suffered great losses during the past year by the death of three of her most prominent workers—Messrs. E. P. Ramsay, A. J. North, and Col. W. V. Legge. Ramsay, who was born in Australia, was for many years Director of the Australian Museum at Sydney. He wrote many papers on the birds of Australia and of New Guinea and the Pacific Isles, publishing many new species in the ‘Ibis’ and in some of the Australian scientific journals. North, who succeeded him in charge of the birds of the Sydney Museum, is best known for his ‘Nests and Eggs of Birds found breeding in Australia and Tasmania,’ published by the Australia Museum between the years 1901–1914.

“The name of Col. Legge, who, though born in Tasmania, served in the Royal Artillery for many years, is always connected with his book on the Birds of Ceylon, published in three parts between 1878 and 1880, one of the best and most complete monographs of a limited avifauna.

“Among foreign ornithologists we have lost during the year Dr. E. S. Goeldi, a Swiss by birth, who spent many years in Brazil, where he founded a great museum and a zoological and botanical garden at Para and raised the whole institution to a level with the best of similar institutions in Europe. His work was not confined to ornithology. He retired to Berne, in Switzerland, in 1907, where he died July 1916.

“Finally, I cannot omit to mention Dr. Otto Finsch, who was so well-known to ornithologists of the Victorian era. He died at Brunswick in January last at the age of 78. In his early days he was a great traveller, and collected in many lands. His most remarkable journeys were to the Pacific, first in 1879–82 as a student and man of science; but later,

in 1884-6, the peaceful bird-collector became Bismarck's Imperial Commissioner, and it was through his efforts that the northern portion of New Guinea, together with the islands of New Britain and Ireland became German Colonies and were renamed Kaiser Wilhelm's Land and the Bismarck Archipelago. They will henceforth perhaps resume their old names and a new allegiance to the British Empire.

"I can only conclude this brief survey of ornithology in war time with the hope that there are better times for our favourite study now that peace seems so near at hand.

"Personally I should like to see members of the Club devoting more time to the outstanding problems of ornithology which still require solution.

"The anatomy of birds on which our classification must be based is much neglected in England. The study of migration has undoubtedly made great strides, especially has our knowledge been advanced by the method of "ringing birds" so ably organised by Mr. Witherby, but there is much yet to do in codifying the results, both in regard to the "ringing" results and also in regard to the mass of material contained in the eight annual reports on migration issued by the Club from 1906 to 1913. If travel is desired, South America in my opinion is still the least-known portion of the globe ornithologically.

"Now peace is coming again to the world, let us be up and doing."

LORD ROTHSCHILD exhibited a picture from life of the White or Reunion Dodo (*Didus solitarius* (Selys)), and a model reconstructed from this picture and certain details given by Professor Oudemans. He made the following remarks:—The picture exhibited is by Pieter Witthoos and is one of two painted by this artist from a living specimen brought to Amsterdam between the years 1670 and 1693 (the date of his death). There are also extant two pictures of the same bird painted by Pieter Holsteyn, another contemporary Dutch artist, and it is from one of these that the colour of the basal half of bill and naked face in the

model, are taken. The reason for this is that this picture is on a larger scale and is contained in a volume of paintings illustrating many rare and exotic birds then living in Dutch Aviaries and Menageries, and Professor Oudemans states that the other pictures of still-existing birds are very accurate. The picture and the model represent the female of the White Dodo, the male having black and orange bars on the front of the bill and the head and neck red-brown fading into yellowish or buff in the rest of the upper surface, and passing abruptly into cream-colour below\*.

Lord ROTHSCHILD also exhibited five photographs of a male *Crossoptilon mantchuricum*, taken to illustrate the thick-set turkey-like shape and attitudes of the bird, which is very unlike a true pheasant and equally unlike either *Lophophorus* or *Tragopan*.

Mr. W. L. SCLATER exhibited a new form of Buzzard from Somaliland, which he described as follows:—

*Buteo jakal archeri*, subsp. nov.

Resembling *Buteo jakal augur*, but the white on the scapulars and back replaced by reddish; below from the lower breast posteriorly to the under tail-coverts, including the thighs, rich rufous instead of white; a few splashes of the same rufous on the under wing-coverts; chin, throat, and upper breast white, with a few spots of black and a slight trace of rusty stain on some of the feathers. "Iris dark brown, bill dark slate, cere and legs orange, claws blue-slate" (*Bury*).

*Measurements.* Wing 400 mm.; tail 195; tarsus 85; bill, without cere, measured with callipers, 28.

*Type*, a male from Waghar, Somaliland, collected by Mr. G. W. Bury, 6 Oct., 1905. B.M. reg. no. 1908/12/12 a/5.

There is another example in the Museum marked "30 miles

\* The model was constructed under Lord Rothschild's personal supervision by Messrs. Roland Ward Ltd.

inland from Berbera," obtained by Mr. E. Lort Phillips and identified by Shelley ('Ibis,' 1885, p. 391) as *B. augur*.

Two other examples collected by Mr. G. F. Archer, C.M.G., H.M.'s High Commissioner for Somaliland at Bihendula and Lower Sheikh in Somaliland are in the collection of Col. Stephenson Clarke, through whose courtesy I have been able to exhibit them to you here to-night.

The bird is named after Mr. Archer, who has recently been making a very fine collection of Somaliland birds.

I regard the Jackal and Augur Buzzards, together with the new Somaliland form, as constituting a group of three subspecific forms under the specific name of *Buteo jakal*.

Mr. E. C. STUART BAKER exhibited some new subspecies of Oriental birds, and made the following remarks :—

*Bhringa remifer peracensis*, subsp. nov.

Whilst working at the *Dicruridae* in the British Museum collection, I found that five specimens procured by Mr. Robinson in the mountains of Perak, Telom, and Klong Menao, differed most strikingly from all other specimens of *Bhringa remifer* in having more than half the length of the outermost tail-feathers webbed, and these webs not starting suddenly so as to form broad spatulæ, but increasing gradually in width and never becoming so broad as in typical *remifer*. If carefully examined under a glass it will be seen that in the new subspecies there are indications of webs throughout the shaft, whereas in *B. remifer remifer* the shafts are quite bare except on the first few inches of the base and at the spatulate ends.

The specimen obtained at Klong Menao is intermediate between *B. r. remifer* and *B. r. peracensis* or I should have been inclined to give the latter bird the rank of species, so great is the structural difference between the two. In size the two forms probably do not differ, the wings of the five *B. peracensis* varying between 127 and 134 mm., and those of 140 *B. remifer* running from 126 to 144 mm.

Six specimens in the Tring Museum from Pahang agree perfectly with those in the British Museum.

*Type.* ♂, No. 1905.21.2.48. H. C. Robinson coll., British Museum.

*Type-locality.* Telom, Perak—Pahang Border, Malay Peninsula.

*Picus canus gyldenstolpei*, subsp. nov.

A medium-sized bird with a wing averaging 142 mm. and varying between 130 and 149 mm.

Distinguishable at a glance from every other subspecies by the strong bronze-yellow sheen on the upper plumage, especially on the wings. A bird from the area inhabited by this form can be picked out without hesitation from amongst any number of allied skins.

*Type.* No. 87.8.10.1023, ♂. Ex Hume coll., British Museum.

*Type-locality.* Sadiya, Lakhimpur, Assam.

*Habitat.* Sikkim, Bhutan, the whole of Assam, north and south of the Brahmapootra River, Cachar, Sylhet, Manipur, Looshai Hills, Tippera, and Chittagong.

I name this new subspecies in honour of Count Nyls Gyldenstolpe, who has recently done such excellent ornithological work in Siam.

*Thereiceryx lineatus intermedius*, subsp. nov.

This Barbet is intermediate in size between *Thereiceryx lineatus hodgsoni* and *T. l. lineatus*, the measurements of these forms being as follows:—

*T. l. lineatus.* Wing, average 117.3 mm. (13 birds).

*T. l. intermedius.* Wing, average 124 mm. (71 birds).

*T. l. hodgsoni.* Wing, average 130.8 mm. (103 birds).

*Type.* No. 88.11.30.449, ♀. Ex Hume coll., British Museum.

*Type-locality.* Pahpoon.

*Habitat.* Central and South Burma and peninsular Burma and Siam.

I can find no colour-characters differentiating the three forms.

*Cyanops duvaceli robinsoni*, subsp. nov.

There appear to be three forms of this little Barbet :—

*C. d. duvaceli*. Black ear-coverts ; well-developed black patch on breast ; wing about 75 mm.

*C. d. cyanotis*. Blue ear-coverts ; no black spot on breast ; wing about 82 mm.

*C. d. robinsoni*. Ear-coverts mixed black and blue ; black spot on breast, small ; wing about 76 mm.

*Type*. No. 88. 11. 30. 338, ♂. Ex Hume coll., British Museum.

*Type-locality*. Klang, Malay Peninsula.

*Habitat*. Malay Peninsula and peninsular Siam and Burma.

I name this bird after Mr. H. C. Robinson, the well-known Ornithologist of the Federated Malay States.

*PITTA CÆRULEA HOSEI*.

Male a slightly darker blue above than *Pitta cærulea cærulea* ; the chin and throat dark vinous-brown instead of whitish ; lores, ear-coverts, and sides of the head darker and slightly squamated. There is only one specimen from Sumatra in the British Museum series which approaches this bird, and that is a very dark skin of great age which was, originally, mounted. Even in this latter, however, the chin and throat are whitish. These differences may eventually prove to be more or less individual, but such is not the case with the female, which could not possibly be confounded with typical *cærulea*.

Female different from the female of *Pitta cærulea* either from Sumatra or the Malay States. The colour of the head is much richer brighter brown, and the black consists of tiny black edging to the feathers instead of black bars.

*Type*, ♂ et ♀, 1900.2.14.61-2.

*Type-locality*. Mount Dulit, Sarawak, Borneo.

The two types are a pair collected by Dr. Charles Hose on the 14th of November, 1898, and I have named the bird in his honour.

Mr. H. J. ELWES said that it had not been possible up to the present to arrange a meeting of the Committee appointed to inquire into the causes of the present scarcity of Grouse in Scotland (*ante*, p. 8), but he had received several letters on the subject which would be very helpful in their investigations. He hoped the Committee would be able to cooperate with the Scottish Agricultural Society and would report as to the conclusions arrived at in due course.

Dr. ERNST HARTERT sent the following communication:—

In the forthcoming number of 'Novitates Zoologicæ' (vol. xxv. p. 361) I have shown that *Corvus affinis* Rüpp. and *Corvus brachyurus* A. E. Brehm are preoccupied and can therefore not be used for the "Fan-tailed Raven." I stated that therefore this species must be called *Corvus brachyrhynchus* Brehm. Unfortunately this name is also preoccupied by *C. brachyrhynchus* Brehm, Beitr. z. Vögelkunde, ii. p. 56 (1822—North America). A new name must therefore be given, and I propose the name of

*Corvus rhipidurus*, nom. nov.,

for the *Corvus affinis* Rüppell.

Mr. CHARLES CHUBB sent the following descriptions of new forms of South and Central American birds:—

**Gamponyx swainsonii magnus**, subsp. nov.

*Gamponyx swainsoni* (nec Vig.), Tacz. Orn. Pér. i. 1884, p. 140 part., Tumbez.

*Adult male*. Similar to *G. s. swainsonii*, and differing only in the larger wing and tail measurements. "Iris yellow; feet yellow; bill black" (*P. O. Simons*). Total length 245 mm., culmen from edge of cere 14, wing 177, tail 104, tarsus 32, middle toe and claw 32.

*Adult female*. Similar to the adult male. Wing 176 mm., tail 105.

*Habitat*. West Peru and West Ecuador.

The type, which is in the British Museum, was collected by P. O. Simons at Amotape, Peru, on the 22nd of July, 1899.

*Gampsonyx swainsonii leonæ*, subsp. nov.

*Gampsonyx swainsonii* Salvin & Godman, Biol. Centr.-Amer. iii. 1901, p. 98.

*Adult male.* Most nearly allied to *G. s. swainsonii*, but differs in having the upper surface darker and more strongly shaded with slate-grey and in having the forehead and sides of the face straw-colour, instead of orange-buff.

Total length 230 mm., culmen from edge of cere 13, wing 58, tail 95, tarsus 27, middle toe and claw 26.

*Habitat.* Leon, Nicaragua.

The type, which is in the British Museum, was collected by W. B. Richardson at Leon, Nicaragua, in December 1892 (Salvin-Godman Collection).

*Falco ruficularis petoensis*, subsp. nov.

*Adult male.* Differs from topo-typical *F. r. ruficularis* in being slate-colour on the top of the head, back, median and greater upper wing-coverts, scapulars, and upper tail-coverts, with black shaft-lines to the feathers, instead of black with slightly paler margins to the feathers; bend of wing white varied with buff; breast and sides of body blackish brown, instead of deep black, and the white bars broader.

Total length 225 mm., culmen from cere 11, wing 189, tail 86, tarsus 37.

*Adult female.* Similar in plumage to the adult male described, but differing in its larger size. Wing 215 mm., tail 110.

*Habitat.* Peto, Yucatan.

The male and female types, which are in the British Museum, were collected at Peto, Yucatan, in April 1888, by G. F. Gaumer (Salvin-Godman Collection).

*Falco ruficularis pax*, subsp. nov.

*Adult male.* Differs from typical *F. r. ruficularis* on the



upper surface in being dark slate-grey, instead of black ; and on the under surface in having the breast and sides of the body dark brown, not black, and much more broadly banded with white. " Iris brown ; feet orange ; bill black " (*P. O. Simons*). Total length 250 mm., culmen from edge of cere 11, wing 199, tail 97, tarsus 32.

*Habitat.* Bolivia.

The type, which is in the British Museum, was collected by P. O. Simons at Charuplaya, Bolivia, at an altitude of 1300 metres, 1 June, 1910.

The black on the crown of the head and the less amount of white on the shoulder of the wings distinguishes this bird from *F. r. petoensis*.

Mr. GREGORY M. MATHEWS sent the following descriptions of new forms \* :—

Page 41 :

*Diomedea exulans westralis*, subsp. n.

Differs from *D. e. rothschildi* in having a white tail (except for a few spots of brown on some feathers) and in having a smaller bill and tarsus.

*D. e. rothschildi* : Bill 147 mm., tarsus 108.

*D. e. westralis* : „ 165 „ „ 124.

*Type.* From Western Australia, off Albany. Caught 14 May, 1910.

Bill pale flesh ; eyes hazel, orbits blue ; legs greenish grey ; webs pinkish grey.

Page 214 :

*Acanthiza pusilla peroni*, subsp. n.

Differs from *A. p. apicalis* Gould in being lighter, almost grey above, and in having the flanks much lighter-coloured and in not having a white spot on the inner webs of the tail-feathers. Wing 50 mm.

\* The page-numbers refer to Mathews's 'List of Birds of Australia, 1913.

*Type.* A male collected by Mr. T. Carter on Peron Peninsula, Sharks Bay, Mid-Western Australia, on 22 November, 1916.

Page 226 :

*Leggeornis lamberti hartogi*, subsp. n.

Differs from *L. l. occidentalis* Mathews in having the blue feathers behind the eye and on the head a deeper darker blue, and in the flanks lacking the buff colour, being white.

*Type*, a male collected by Mr. T. Carter on Dirk Hartog Island, off the coast of Western Australia, on 1 November, 1916.

Page 321 :

*Urodynamis taitensis belli*, subsp. n.

Differs from *U. t. philetetes* in being lighter above ; eyes bright yellow ; feet dull green ; bill dark grey above, light grey below. Wing 201 mm.

*Type*, a male collected on Norfolk Island on 2 November, 1912.

Mr. MEADE-WALDO writes :—

“ I should like to correct a statement I made in my account of the Welsh Kites in the last number of the ‘ Bulletin.’ In recording the number roosting in a sycamore-tree in a farm-square, it should have read ‘ formerly as many as thirty,’ not ‘ several.’ The present number is, of course, not so many.”

---

The next Meeting of the Club will be held on Wednesday, the 11th of December, 1918, at PAGANI'S RESTAURANT, 42-48 Great Portland Street, W. ; the Dinner at 7 p.m. Members of the Club intending to dine are requested to inform the Hon. Secretary, Mr. D. A. Bannerman, at 6 Palace Gardens Terrace, W. 8.

[N.B.—Members who intend to make any communication at the next Meeting of the Club are requested to give notice *beforehand* to the Editor at 34 Elsworthy Road, South Hampstead, N.W. 3, and to place in his hands not later than at the meeting MSS. for publication in the Bulletin.]

(Signed)

W. L. SCLATER,  
*Chairman.*

D. SETH-SMITH,  
*Editor.*

D. A. BANNERMAN,  
*Sec. & Treas.*



Bird

MAR 6 1919  
National Museum

# BULLETIN

OF THE

## BRITISH ORNITHOLOGISTS' CLUB.

---

**No. CCXXXVIII.**

---

THE two-hundred-and-thirty-fifth Meeting of the Club was held at Pagani's Restaurant, 42-48 Great Portland Street, W., on Wednesday, December 11th, 1918.

*Chairman*: WILLIAM L. SCLATER, M.A.

*Members present*:—E. C. STUART BAKER; D. A. BANNERMAN (*Hon. Sec. & Treasurer*); E. BIDWELL; C. D. BORRER; P. F. BUNYARD; Col. S. R. CLARKE; Dr. H. N. COLTART; A. EZRA; Dr. E. HARTERT; Rev. F. C. R. JOURDAIN; H. MUNT; H. R. MUNT; C. OLDHAM; A. E. PRICE; R. H. READ; C. B. RICKETT; Lord ROTHSCHILD; D. SETH-SMITH (*Editor*); C. G. TALBOT-PONSONBY; G. DE H. VAIZEY; K. G. R. VAIZEY.

*Guests*:—E. G. BOULENGER; EARL OF LISBURNE; F. J. RICHARDS; G. E. SHELLEY.

The Rev. F. C. R. JOURDAIN exhibited a series of eggs of the Senegal Sand-Grouse, *Pterocles senegallus*, partly from his own collection and partly from those of the Tring Museum (lent by Lord Rothschild) and Mr. E. C. Stuart Baker. In spite of the wide breeding-range of this species, extending from Sind, through Mesopotamia to Tripoli and Algeria, only sixteen eggs are known to have been taken from wild birds. Of these, two sets of three were taken by Mr. H. Pearson at Kotri, Sind, one set of two by Mr. A. G. Tomlinson in Mesopotamia, a set of three received from Captain T. P. Aldworth, and a single egg from Aharoni

(both from Mesopotamia), while Dodson took a clutch of three in Tripoli, and Mr. Jourdain a single egg in Algeria. Of these sixteen eggs no fewer than ten were exhibited, seven from Mr. Jourdain's collection, two from Mr. Stuart Baker's, and one from Lord Rothschild's. The other known eggs are either oviduct specimens (of which two unpigmented examples were shown by Mr. Stuart Baker), or else have been laid in the Ghizeh Zoological Gardens. Two clutches of these (three and two) were shown by Lord Rothschild. The discrepancies in the breeding-dates are remarkable, as Mr. Jourdain found a clutch of two on April 15th in Algeria and one of Mr. Stuart Baker's oviduct eggs was obtained in February! The Sind eggs were taken on May 16th, but those from Mesopotamia not till June 11th and 21st, and the Tripoli clutch on July 17th, so that the breeding-season must extend for at least three months and probably considerably longer.

Mr. CHAS. OLDHAM gave the following account of the nesting of the Black-necked Grebe in Hertfordshire:—

“The Black-necked Grebe (*Podiceps nigricollis*) has appeared from time to time on the large canal-reservoirs at Tring, but, apart from an adult in full breeding-dress on April 18th, 1909, it was until the spring of 1918 looked upon as an irregular and uncommon winter visitor. In Lord Rothschild's collection at Tring are three birds, all in winter plumage:—

<i>Date.</i>	<i>Sex.</i>	<i>Age.</i>
Nov. 24th, 1903.	♂	Adult winter plumage.
Nov. 19th, 1908.	♀	Young of year.
Nov. 21st, 1908.	♀	Adult winter plumage.

“Besides these four birds I have notes of one on November 5th, 1911, one, which I judged from some slight differences in plumage to be another bird, on December 2nd of that year, and one on January 20th and 27th, 1918.

“On April 28th, 1918, I noticed two birds in full breeding-plumage, obviously from the slight difference in size a pair,

swimming in close company on one of the reservoirs, and it was with a very lively interest that my sister-in-law, D., and I saw them again at the same place on May 4th and 14th, for their sojourn suggested that possibly they would settle down and nest. Three days later D. saw four birds, and on the 21st a party of seven—three pairs and an unattached male. I had these seven birds under observation for some hours on the 26th. For the most part they fed in close proximity—indeed, at times a blanket would have covered the whole party,—but now and then a pair would detach themselves from the others and go off on a short cruise. Essentially sociable as the birds were, the odd male was treated with some intolerance, for at times one of the others made a rush at it as though to drive it off. That the birds, although paired, should at the end of May maintain this close association and spend hours together fishing in the open water was puzzling, for although from the first there had been indications of nuptial display—of which more hereafter—there was nothing to suggest that nesting had actually begun, and at the breeding-place described in 1904 by Mr. O. V. Aplin ('Zoologist,' 1904, pp. 417-420), which is now generally known to be in Wales, young are often hatched at the beginning of June\*. The association that had obtained during the second half of May did, however, break down at the end of the month, for on June 1st the three pairs were feeding in different parts of the reservoir, whilst the unattached male was cruising alone, and after that date we only saw the birds singly or in pairs. By June 6th a pair had moved to one of the other reservoirs, and later in the month another pair frequented the place for a day or two. On the 26th D. saw two birds, not mates apparently, fishing at some distance apart on this water.

\* "Mr. Aplin records two pairs with young on June 3rd and five pairs with young a few days later in 1904. In 1907 there were newly-hatched young at this Welsh breeding-place on May 18th, and on June 15th of that year a bird nearly as large as an adult. Broods are not, however, all hatched out at the same time, for on June 21st, 1910, there were four broods, varying in size from newly-hatched to half-grown birds."

One of them went repeatedly into a thick bed of *Typha*, always at the same spot, behaviour which the head keeper noticed too on the 29th. The inference was that the bird was feeding a sitting mate, or more probably newly-hatched young, on the nest. The reservoirs are fringed in places with broad dense beds of reeds and *Typha angustifolia*—admirable nesting-places for Grebes,—and, although the keepers by Lord Rothschild's orders were on the look-out for nests, it is hardly a matter for surprise that none was seen, for the recesses of the reed-beds could only have been explored at the risk of disturbing the birds.

“On the last day of June a pair and an unattached bird were swimming in open water on the reservoir which the whole party had frequented during May. Even at a considerable distance one of this pair looked much more bulky and sat higher in the water than its mate, and I suspected that it was carrying young. This suspicion was strengthened when its mate swam towards it with food in its mouth and passed the food to something on its back. With the telescope we could plainly see the heads of young ones protruding above the raised wings of the bulkier bird, but it was impossible to tell at the distance how many young there were. Once during the two hours we were at the place a single young one swam clear of the parent for a minute or two and then clambered up again over its tail. Except for a few brief intervals the other parent was constantly bringing food to the young, diving in the shallow water close to its mate. It stayed under water for only a few seconds at a time, and so achieved several journeys per minute; indeed, its industry and activity were astonishing compared with the more leisurely tactics of the Great Crested Grebe when feeding young. Although I never ascertained how many young were hatched out by this pair—it is certain that there was more than one chick on the back of the old bird on June 30th,—it may be that only one was reared, for in the latter part of July I could never detect more than one, with an old bird always in close attendance. On August 11th, by which time it was well



grown, this young bird was fishing on its own account, and I could see nothing of either parent.

“Four days after our first sight of this brood D. saw a pair with newly hatched young on the other water, at the edge of the *Typha*-bed and close to the spot where she had seen the bird go in on June 26th. We spent some time watching this pair at close quarters on the afternoon of July 6th. The three chicks were carried on the back of one parent and fed in that position by the other, which came at frequent intervals with a small fish held crosswise in its bill. Now and then on the approach of the old bird with food a chick would slide into the water from the back of the nursing bird, only to regain its cradle quickly by climbing up over its tail. Once the bird that was carrying the young shook them off its back and dived. They swam immediately to the other bird, clambered up over its tail, and the rôles of the old birds were reversed. A fortnight later the division of labour still obtained, but its mode had changed, for then one parent had sole charge of two and the other of one of the clamorous and apparently insatiable chicks, each party feeding independently of and at some distance from the other. On August 4th the young birds were diving and fishing to some extent on their own account, but most of the food was still caught by the old birds. By August the 11th the young, which were then about two-thirds the size of the old birds, were scattered about the reservoir and seemed to be quite independent of parental control. A week later I could find neither old nor young, and can only conclude that all the birds left the neighbourhood so soon as the young could fly, a proceeding in striking contrast with that of the Great Crested Grebes, which do not leave the reservoirs for the winter until the latter part of October. That two pairs nested and reared broods is beyond question. It may be that the third pair nested, but escaped notice—an easy matter if the total acreage of the reservoirs is taken into account; but after the party broke up at the beginning of June little was seen of this pair or of the unattached bird.

“As few people in this country have any first-hand acquaintance with the Black-necked Grebe in its nesting-haunts, some extracts from my note-books regarding the appearance and behaviour of the birds may not be out of place.

“In life the silky yellow ear-coverts are not folded closely as represented in most figures, but, radiating from a centre, occupy a third of a circle and show as golden rays against the black cheeks. In conjunction with the upstanding frontal crest, the tip-tilted bill, and crimson eye, they contribute not a little to the bizarre appearance of the bird. The young for the first few days are much darker in colour than Great Crested Grebes of the same age and resemble young Dabchicks, but the stripes on the neck and body are more obscure than in either. At four weeks the stripes on the body are imperceptible and those on the neck difficult to make out, even with a glass, at a distance of a few yards. The birds are then dark ash-grey with fore-neck, breast, and cheeks white, and at a little distance look like young Coots rather than Grebes. Their rate of growth is astonishing. A couple of days makes a perceptible difference in their size and at six weeks they are more than two-thirds the size of the adults. The rate of growth in the Great Crested Grebe, and I think the Dabchick too, is much slower. The curious habit that Grebes have of protruding and wagging a foot behind them is practised early in life, for several times we saw a young one do so whilst on the old one's back.

“Before nesting actually began there was evidence that the Black-neck engages in nuptial displays akin to those of the Great Crested Grebe, but unfortunately the performance which Mr. L. Huxley (P. Z. S. 1914, pp. 491-562) calls a ‘shaking bout,’ although often observed, was always engaged in at too great distance for details of pose and of the disposition of the plumage to be appreciated. Mr. Aplin (*loc. cit.*) refers to a bout between two birds that had a young brood, and such a thing may be not uncommon; it certainly is not in the case of the Great Crested Grebe. On

May 19th a bird—I think, a male—brought to the surface what looked like a piece of matted alga, and swimming up to its mate proffered the morsel, an action probably connected with courtship, whilst on May the 21st, D. saw two of the birds ‘stand up in the water on their tails, facing one another and shaking and bowing their heads,’ a performance obviously analogous to the ‘penguin-dance’ of the Great Crested Grebe described by Mr. Huxley.

“The paired birds usually kept close together, but sometimes when fishing they became separated and would then call to one another with a plaintive *pee-eeep*, a note which Naumann (Nat. Vog. Deutschl. vol. ix. pp. 768–784, 1838) renders *beeb*. That author describes as *bidder*, *vidder*, *vidder*, *vidder*, another note which is very like the rippling cry of the Dabchick, though lacking perhaps something of its trill. In Wales I have heard a harsh creaking note strongly reminiscent of the call of the Partridge, and probably the analogue of the groaning croak which the Great Crested Grebe utters in the spring. The alarm-note resembles the *whit* of the Dabchick, but it is neither so loud nor so sharp. The hunger-cry of the young, uttered incessantly as they follow the old birds for food, is similar in general character to that of the Great Crested Grebe, which Mr. W. P. Pycraft (‘The British Bird Book,’ vol. iv. p. 427) aptly renders as *pee-a*, *pee-a*, *pee-a*, and of the Dabchick, but is not quite like either. The difference, although difficult to express in words, was apparent enough when the young of all three species were calling at once in close proximity. The hunger-cry of the Dabchick is shriller and more quickly iterated than that of the Great Crested Grebe and lacks something of its querulous tone.

“When feeding, the birds are more under water than on the surface. Half-a-dozen dives in deep water, not consecutive but taken at random, timed 25, 26, 23, 27, 28, and 26 seconds respectively, but in shallow water and particularly when the old birds are feeding young the duration is often much less. So far as I could judge the young were fed exclusively on small fish, but when old enough to forage for

themselves they took other food as well. They picked something, apparently small insects, from the surface of the water, and on one occasion one brought from the bottom what looked like a large drowned earthworm and swallowed it.

“The birds evinced little fear of people walking on the reservoir banks and merely swam out for a few yards if anyone passed when they were feeding close inshore. When encumbered with a brood this indifference was even greater, and they would feed the young ones with apparent unconcern, although people were standing and watching them at a distance of a few feet. I was standing one afternoon at the water's edge looking at an old bird with two young ones. On two occasions this bird came to the surface just at my feet. It did then evince some alarm, uttering a cry, *whit, whit, whit*, it rushed through the water for a yard or two with body submerged and head and neck only protruding, then dived again just as the Great Crested Grebe does under similar circumstances. This discomposure was, however, only momentary, and the bird resumed the even tenor of its fishing without more ado.

“If, as seems likely, the birds come to Tring again next year, they will be secure from molestation in the protection of Lord Rothschild. One can only hope that if any take up their quarters on other waters they will enjoy a like immunity and that collectors will refrain from taking either birds or eggs until they have had a chance of properly establishing themselves, for, putting on one side the interest which they have for the academic ornithologist, these curious and very beautiful Grebes would be a welcome addition to the regular avifauna of our inland waters.”

LORD ROTHSCHILD said that from statements made to him by the head keeper (James Street), that he distinctly saw on Wilstone Reservoir two pairs of these Grebe with young and one pair on Marsworth Reservoir, he was convinced that all three pairs of birds successfully hatched and brought up their young.

Mr. CLIFFORD BORRER remarked that it was exceptionally interesting to notice the spread of the Black-necked Grebe in the British Islands ; for, so far as he knew, the Slavonian Grebe had not shown any tendency to increase as a breeding species. He had excellent reason for believing that in yet another locality, besides the Welsh and Hertfordshire colonies referred to by Mr. Oldham, several pairs of Black-necked Grebes had nested this year.

Mr. Borrer also thought it would interest the members to know that a pair of Marsh-Harriers had nested and brought off young in Norfolk in the year 1915.

Mr. R. H. READ exhibited a collection of eggs of various species of Owls.

Mr. P. F. BUNYARD exhibited mounted specimens of the nest-feathers and down of the Blue-winged Teal (*Querquedula discors*) from N. Dakota, U.S.A., and made the following remarks :—

“ I have searched in vain for any description of these feathers ; they do not appear to have been previously described. Of all the nest-feathers I have examined they are certainly the most beautiful and distinctive, resembling somewhat in general appearance those of the Mallard (*Anas boschas*) ; they are also quite distinctive from those of the closely allied species. I exhibit mounted specimens of the Garganey, Common Teal, and American Green-winged Teal for comparison.

“ *Description* :—

“ *Feathers*. Type pale buff, slightly tinged pink ; there is a large spot of rich dark brown which does not extend to the terminal end, a small central spot of a paler shade with one on either side—these four spots form a **W**-shaped space between the large and three small spots ; the basal or downy portion is pale brown, whitish round the calamus. Measurements 32 mm.

“ *Down*. Pale chocolate-brown, whitish immediately above

the calamus; some pieces show inconspicuous whitish tips. Size about the same as that of the Teal (*Q. crecca*)."

Mr. BUNYARD also made the following remarks on the Crossbill (*Loxia curvirostra*):—

"I have now recorded the breeding of the Crossbill in England every year since the big irruption in 1910; it has already been recorded as breeding this year (1918). In August last I was cycling in Suffolk along a much-frequented high-road, when I heard the now familiar note of the Crossbill in the Scotch pines on either side of the road. I examined the ground under the trees, and found quantities of attacked cones; some fell quite close to where I was standing, and on a careful examination of the tree I discovered two young birds of the year busy feeding. I caught some of the cones as they fell, and in every case they proved to be green cones of the year: this interested me very much, as there were plenty of ripe cones on the trees. I made a further search and found more birds, all of which were those of the year, and in every case they were feeding on the green cones. I had previously found the green ones attacked in the autumn, but it never occurred to me that this is a habit of the young birds, which it certainly appears to be; and it is quite possible that these young birds confine themselves to these cones because they find them easier to force open. The muscles of the mandibles are probably not sufficiently developed to enable them to attack the ripe hard cones. I exhibit some of the cones which I have preserved in spirit; it is also of interest to note that there were no adult birds seen."

Mr. E. C. STUART BAKER made the following remarks on the subspecies of the Kingfisher, *Alcedo meninting*:—

Hitherto only two races of this little Kingfisher have been generally accepted, viz. *Alcedo meninting* Horsfield (Java) and *A. beavani* Walden (Manbhum); whilst recently Oberholser has added two new races from Batu and Nias

It seems, however, that not only are there further races but that the nomenclature itself needs revision.

In 1821 Swainson described a bird from "some part of India" as *Alcedo asiatica* and gave a plate (Zool. Illus. 1st series, i. pl. l.) which is a fair representation of some form of *meninting*, but the description of its habitat suffices to show that it is not meant for the Javan form, and the omission of the blue spots on the wing is not sufficient reason for assigning the drawing to true *meninting*. In fact, in the letterpress Swainson mentions that whilst Horsfield obtained his specimen from Java his own was obtained in India.

It is, however, fortunate that the name *asiatica* can be employed for the Indian bird, as Walden's name *beavani* is a very unsatisfactory one. In the previous year (1873) Walden had described the South Andaman form under the name *rufigastra* (Ann. & Mag. Nat. Hist. (4) xii. p. 487); then in 1874 (ibid. xiv. p. 158) he mentions that the bird is found in Manbhum, but adds that it is the same as the South Andaman bird and that he proposes to do away with the unsatisfactory name of *rufigastra* and substitute for it *beavani*. But *rufigastra* is a perfectly good subspecies; so *beavani*, of which no description is given, is really little more than a *nomen nudum*.

*Asiatica* is therefore the name applicable to the continental Indian form, and as in 1821 it is more likely that the bird should have come from Bengal than from Belgaum, Travancore, or elsewhere, I designate Bengal as the type-locality.

As regards subspecies it is necessary to recognize several, which are easily recognizable from one another. They are the following:—

(1) *Alcedo meninting meninting*.

*Alcedo meninting* Horsf., Trans. Linn. Soc. xiii. p. 172 (1821).

*Type-locality*. Java.

Blue of upper parts deep, and centre of back bright deep cobalt, scapulars well overlaid with deep blue; spots on

wing-coverts darkish blue, rather large, but not conspicuous.

Wing from 60 to 68 mm. ; average 63.5 (67 specimens).

Javan birds *average* rather larger (65.8), though the extremes are about the same.

There are two Palawan specimens in the British Museum collection and two in Tring which are noticeably greener above, and two specimens in the former collection from the Celebes have no blue feathers at the base of the lower mandible, but perhaps further material is required before deciding on the status of the birds from either island.

*Habitat.* Java, Sumatra, Batu, Borneo, Palawan, Sulu Is., Celebes, Peleng, Bangka, Banggai. Billiton, Bali, Lombok, and Malay Peninsula north to Bankasoon.

*A. m. callida* (Oberholser, Smith. Misc. Coll. ix. p. 7) (Batu) cannot be distinguished from typical *meninting*, of which it becomes a synonym.

### (2) *Alcedo meninting asiatica*.

*Alcedo asiatica* Swains., Zool. Illus. 1st series, i. pl. 1. (1821), "some part of India."

? *Alcedo beavani* Walden, Ann. & Mag. Nat. Hist. (4) xiv. p. 158 (1874), Manbhum.

*Type-locality.* Bengal.

Blue of upper parts deep and very bright, but not quite so pronounced as in *A. m. meninting*; scapulars deep blue with innermost secondaries generally the same; spots on wing-coverts large, but very blue and very conspicuous.

Larger: wing 69 to 72 mm.; bill 34 to 36, in one case 42 mm. (6 specimens).

*Habitat.* Bengal, Belgaum, Travancore, and Ceylon.

It is the bird from Travancore which has the enormous bill of 42 mm., but otherwise it does not differ from the others.

### (3) *Alcedo meninting scintillans*, subsp. nov.

*Type-locality.* Bankasoon.

*Type*, ♂, No. 87.8.20.1698. Hume Coll., British Mus.; coll. by W. Davison.



Above a deeper, rather more purple-blue than in *asiatica*, this being especially noticeable on the head. Scapulars black in adults as well as in the young.

Smaller. Wing 62–66 mm.; bill 32 to 35.5 mm. (19 specimens).

*Habitat.* Peninsular Burma and Siam, between latitudes 10° and 16°. There are no less than twelve specimens of this form from Bankasoon, but it must be noted that there are also two quite typical specimens of *meninting* labelled as from this place, which may therefore be nearly the meeting-place of the two forms, though each of these fourteen birds are easily assignable to one or the other and by no means intermediate.

There are other specimens from Tavoy, Siam, and still further north.

(4) *Alcedo meninting coltarti*, subsp. nov.

*Type*, ♂, No. 95.7.14.5038. British Museum, Jan. 1877 (Godwin-Austen Coll.).

*Type-locality.* Saddy, Assam.

Similar to *A. m. asiatica*, but smaller, and when viewed as a series rather lighter, less black or blue, on the back. The spots on the coverts are smaller, yet lighter and more conspicuous.

Burma (9 specimens): wing 62–65 mm., bill 33–35 mm.

Sikkim, Bhutan, and Assam (10 specimens): wing 64–69 mm., bill 34–39 mm.

*Habitat.* Sikkim, Bhutan, Assam, Burma as far south as 16° lat., Chin Hills, Shan States, North and Central Siam, and Cochin China.

I have named this bird in honour of my friend Dr. H. N. Coltart, who worked with me for many years on the ornithology of Assam and Eastern Bengal.

(5) *Alcedo meninting rufigastra*.

*Alcedo rufigastra* Walden, Ann. & Mag. Nat. Hist. (4) xii. p. 487 (1873).

*Type*, No. 88.10.20.128, ♂. Tweeddale Coll. in British Museum, 26.2.1873.

*Type-locality.* South Andamans.

A very much paler bird than any other form of *meninting*, the blue on the back and rump being paler with less of a purple tint and the bars on the head not only less deep and less purple but with a distinct greenish tinge.

Wing 63–69 mm., bill 34–35·5 mm. (19 specimens).

This is far the most easily defined of all the races of *meninting*, every specimen contrasting strongly with any from elsewhere.

*Habitat.* Andamans.

(6) *Alcedo meninting subviridis*.

*Alcedo meninting subviridis* Oberholser, Smith. Misc. Coll. lx. No. 7, p. 7 (1912).

*Type* U.S. Nat. Mus.

*Type-locality.* Nias.

There are no specimens of this Kingfisher either in the British Museum or Tring from Nias, and it is therefore impossible for me to discuss its validity.

In differentiating between the geographical races of this Kingfisher it is imperative that one should have fair series for comparison, and it is quite unreasonable to create new names on single specimens. The ranges in individual variation of colour are very great, and adults differ from the the young especially in the latter having blacker scapulars in most races. The sexes also differ to some extent in colour, as on the sides of the head etc. This must constantly be borne in mind, although it may be quite possible that further races may have to be separated *when* sufficient material from the smaller islands becomes available.

Dr. ERNST HARTERT said that in 'Novitates Zoologicae,' vol. xxv. 1918, p. 429, he described a new race of Long-tailed Titmouse from the Central Pyrenees, but by some accident the name was omitted. The name which he proposed was

*Ægithalos caudatus pyrenaicus*,

type from the neighbourhood of Caunterets, as stated.

Mr. CHARLES CHUBB sent descriptions of the following new forms of South and Central American birds:—

*Sclerurus mexicanus certus*, subsp. nov.

*Adult.* Differs from the type of *S. m. mexicanus* in being paler brown on the crown of the head, nape, and back, the rump and upper tail-coverts paler and brighter chestnut, and the rufous on the throat and breast much brighter, the abdomen and under tail-coverts rufous brown, and the axillaries and under wing-coverts paler rufous.

Total length 172 mm., exposed culmen 20, wing 83, tail 61, tarsus 21.

*Habitat.* Guatemala.

The type, which is in the British Museum, was collected by the late Osbert Salvin at Volcan de Agua, above San Diego, Guatemala—Salvin-Godman Collection.

*Sclerurus mexicanus macconnelli*, subsp. nov.

*Adult male.* Differs from *S. m. mexicanus* in being paler and more olive-brown on the top of the head and back, paler also on the throat and upper breast, to which the rufous is restricted, the lower breast, abdomen, and under tail-coverts darker and more dusky, and in the smaller wing- and tail-measurements. Total length 163 mm., exposed culmen 20, wing 78, tail 58, tarsus 20.

*Habitat.* British Guiana.

The type, which is in the McConnell collection, was collected on the Ituribisi River in February 1907.

*Sclerurus mexicanus peruvianus*, subsp. nov.

*Adult female.* Differs from *S. m. mexicanus* in being darker on the crown of the head and back, especially on the rump and upper tail-coverts, which are almost uniform with the back; the rufous on the under surface is restricted to the throat, the breast uniform with the abdomen and under tail-coverts.

Total length 162 mm., exposed culmen 22, wing 81, tail 58, tarsus 22.

*Habitat.* East Peru.

The type, which is in the British Museum, was collected by E. Bartlett at Yurimaguas, East Peru, on the 19th of March, 1866.

*Sclerurus mexicanus bahiæ*, subsp. nov.

*Adult.* Differs from *S. m. mexicanus* in being chocolate-brown on the crown of the head, back, and wings, the rump and upper tail-coverts dark rufous brown, but not contrasting so vividly with the back as in the typical bird, darker on the under surface; the rufous restricted to the throat and foreneck, and the breast, abdomen, and under tail-coverts uniform dark chocolate-brown.

Total length 178 mm., exposed culmen 21, wing 82, tail 62, tarsus 26.

*Habitat.* Bahia, East Brazil.

The type is in the British Museum.

*Poliolæma*, gen. nov.

This genus is readily distinguished in having the throat uniform with the rest of the under surface. The bill, which is long compared with the other genera of this group, has the exposed culmen about equal in length to that of the hind toe and claw. The wing is rounded; the third, fourth, and fifth primary-quills longest, the second about equal to the seventh. The tail is short and nearly square, the outer feather on each side being very slightly shorter than the rest. The feet are small and weak. Male and female entirely different in colour. I propose, therefore, that this group be separated from the genus *Myrmotherula*, with which they have been hitherto associated under the name *Poliolæma*. Type *P. cinerei-ventris* (Scl. & Salv.), and the following species included:—*P. haurwelli* (Scl.), *P. guttata* (Vieill.), *P. assimilis* (Pelz.), *P. hellmayri* (Snethl.), *P. berlepschi* (Hellm.).

The genus *Manikup* Desmarest, Hist. Nat. Tanagers, Manakins et Todies, pl. lxvi. 1805, founded on *M. albifrons* (Linn.), has priority over *Pithys* Vieillot, 1816, and must be used.

---

The next Meeting of the Club will be held on Wednesday, the 8th of January, 1919, at PAGANI'S RESTAURANT, 42-48 Great Portland Street, W. ; the Dinner at 7 p.m. Members of the Club intending to dine are requested to inform the Hon. Secretary, Mr. D. A. Bannerman, at 6 Palace Gardens Terrace, W. 8.


[N.B.—Members who intend to make any communication at the next Meeting of the Club are requested to give notice *beforehand* to the Editor at 34 Elsworthy Road, South Hampstead, N.W. 3, and to place in his hands not later than at the meeting MSS. for publication in the Bulletin.]

(Signed)

W. L. SCLATER,  
*Chairman.*

D. SETH-SMITH,  
*Editor.*

D. A. BANNERMAN,  
*Sec. & Treas.*



# BULLETIN

OF THE

## BRITISH ORNITHOLOGISTS' CLUB.

**No. CCXXXIX.**

THE two-hundred-and-thirty-sixth Meeting of the Club was held at Pagani's Restaurant, 42-48 Great Portland Street, W., on Wednesday, January 8th, 1919.

*Chairman*: The Lord ROTHSCHILD, Ph.D., F.R.S.

*Members present*:—E. C. STUART BAKER; E. BIDWELL; P. F. BUNYARD; A. EZRA; DR. E. HARTERT; REV. F. C. R. JOURDAIN; G. C. LAMBERT; H. MUNT; H. R. MUNT; R. H. READ; D. SETH-SMITH (*Editor*); G. DE H. VAIZEY; H. F. WITHERBY.

*Guests*:—H. BELL; E. R. MUNT.

MR. E. C. STUART BAKER exhibited a new subspecies of *Penthoceryx sonnerati*, and made the following remarks on this species of Cuckoo:—

In consequence of some observations made to me in a letter by Mr. W. E. Wait, of the Ceylon Civil Service, on the breeding-habits of this Cuckoo, I made an examination of the material in the collection of the British Museum, and, as a result, find that the Ceylon bird is remarkably different from all other geographical races.

There seem to be four well-defined subspecies within the Oriental region:—

(1) *Penthoceryx sonnerati sonnerati*.

*Cuculus sonnerati* Lath., Ind. Orn. p. 215 (1790): India.

*Type-locality*. India.

[January 29th, 1919.]

a

VOL. XXXIX.



A large bird : wing varying between 116 and 133 mm., and averaging for 34 specimens 122·1 mm.

The under wing-coverts are boldly barred black and white. General colour bright rufous-brown.

*Habitat.* India, Burma, and Siam as far south as central Tenasserim.

(2) *Penthoceryx sonnerati venustus.*

*Cuculus venustus* Jerdon, Madr. Journ. xiii. p. 140 (1842).

*Type-locality.* Malacca.

The type is probably in the Indian Museum.

A much smaller bird: wing varying between 98 and 114 mm., and averaging for 21 specimens only 105·7 mm. The general tint is much the same as in *sonnerati*.

*Habitat.* Borneo, Sumatra, Malay Peninsula to central Tenasserim.

(3) *Penthoceryx sonnerati pravata.*

*Cuculus pravata* Horsf., Trans. Linn. Soc. xiii. p. 179 (1822): Java.

*Cuculus rufovittatus* Drap., Dict. Class. d'Hist. Nat. iv. p. 568 (1823): Java.

*Cuculus fasciolatus* S. Mull., Verh. Nat. Gesch. Land-en-Volk. p. 177 (1839-44): Java and Sumatra.

*Type-locality.* Java.

Intermediate in size between *sonnerati* and *venustus*, but nearer the latter, and probably a larger series would show it to be much the same. These birds vary in wing-measurements between 109 and 111 mm. It is distinguishable at a glance from all other races by having the under wing-coverts with only the faintest possible indication of bars instead of being strongly barred black and white. In general colour it is perhaps rather brighter and paler than *sonnerati*, especially below.

*Habitat.* Java.

A Timor bird seems to belong to this race; its under wing-coverts are quite unbarred, but its wing only measures 104 mm.



(4) *Penthoceryx sonnerati waiti*, subsp. nov.

*Type.* No. 78.10.4.43, ♂, Legge Coll., British Museum, 5.10.75.

*Type-locality.* Ceylon.

Differs from all other races in being very much darker above and below—in fact, it is almost a blackish brown rather than a rufous bird.

In size it is much the same as *sonnerati*; seven birds vary in wing-measurement between 121 and 126 mm. and average 122.9 mm.

*Habitat.* Ceylon.

The material at present available shows no transition between the Northern Indian and Ceylon birds; the definition between the two is very abrupt, and birds from Travancore are just like northern birds and no darker.

Mr. Wait has found this bird breeding in Ceylon, laying its eggs in the nest of *Rhopocichla* and *Ægithina*.

MR. H. F. WITHERBY exhibited some skins which he had received from Mr. W. C. Tait of Oporto. Mr. Witherby remarked that he and Dr. Hartert had carefully compared the series sent by Mr. Tait and had found them very interesting, as there were few skins from Portugal in collections in this country, and a good many new subspecies had recently been described. It was interesting to note that Portuguese birds—at all events, from the neighbourhood of Oporto—were often different from those of southern Spain.

*Carduelis carduelis weigoldi* Reichenow, Orn. Monats. 1913, p. 151.

Mr. Tait has sent a series of 11. Wings 70 to 74.5 mm. In coloration they compare almost exactly with *C. c. parva*, but are perhaps a shade more olivaceous. The wing of *C. c. parva* ranges from 70 to 78 mm. It is true that none of these specimens are so large as the largest *C. c. parva*, but otherwise the birds are so very much alike that it seems

possible that Madeiran Goldfinches were introduced from Portugal. The south Spanish bird is *C. c. africana*.

*Carduelis cannabina mediterranea* (Tschusi).

12 males collected in March, May, and October. Wings 72 to 78 mm. Coloration of upper parts perhaps very slightly darker than typical *C. c. mediterranea*, but not in my opinion separable.

*Pyrrhula pyrrhula europæa* Vieill.

A series of 7 specimens typical of this race.

*Certhia brachydactyla ultramontana* Hart.

A series of 3 skins. Dr. Reichenow (J. f. O. 1917, p. 97) has separated the Portuguese bird under the name of *C. b. lusitanica*, merely stating that the streakings on the crown are finer and easily distinguishable from the Italian bird, but I cannot see any difference at all.

*Erithacus rubecula melophilus* Hart.

A series of 7 males and 3 females collected from October to March 20. ♂. Wing 69–73 mm., tail 55–58. In colour these are exactly like the British Robin; the bill is also the same, and the measurements of the wing and tail are within 2 mm. of a similar series of British Robins.

*Saxicola t. hibernans* (Hart.).

A series of 4 (Oct. 9 to Nov. 25), exactly like the British form. It would certainly be interesting if the Portuguese breeding-forms of the Robin and Stonechat were found to be the same as the British, but of this I cannot be certain until I have seen undoubted breeding specimens, as these may have been migrants from England.

*Prunella m. obscura* Tratz, Orn. Monats. 1914, p. 50.

A series of 6. Wings 62–67 (one 71) mm.

This is not a well-marked form, but it should be sustained, the upper parts being very dark (occasional British specimens are as dark, but the majority are paler). The underparts are paler (not darker, as described by Tratz) than British birds,

the belly especially being whiter. The bill is shorter, but not, I consider, "stronger" (as described by Tratz), than in *P. m. occidentalis*. The wing is on the average smaller, and the wing-formula is like that of the British form, the 2nd primary being equal to or slightly shorter than the 7th.

Mr. WITHERBY also exhibited young in down of the Little Ringed Plover (*Charadrius d. curonicus*) and the Kentish Plover (*Ch. alexandrinus*), which he had collected at Dunkerque, France, to show the distinct difference between the two. The downy young of the Little Ringed Plover had a very marked black line round the back of the crown, while this line was altogether absent in the Kentish Plover in down.

Dr. ERNST HARTERT said he considered the Portuguese birds shown by Mr. Witherby of very great interest. Although we knew from Tait's lists which species occurred in Portugal, the birds of that country had hitherto been very little studied with regard to their subspecies, and it was only recently that Reichenow and Tratz had described some of them as new forms. Altogether the ornithology of the Iberian Peninsula was only superficially known. It could not, of course, be the political boundary between Spain and Portugal which separated various subspecies, but it would probably be found that the great mountain chain of the Sierra Guaderrama and Sierra de Grédos, with, further west, the Sierra de Gata and the Serra da Estrella in Portugal, would separate two faunal subdivisions. Thus it would transpire that northern Spain to about its middle and northern Portugal would have, in a number of cases, birds different from those of the southern half of Spain and Portugal, while a few forms might only occur north of the Cantabrian Mountains. Thus Dr. Hartert's recent studies had shown that "*Caccabis rufa hispanica*," more correctly *Alectoris rufa hispanica*, of Seoane, from Galicia and Asturia, was different from *Alectoris rufa intercedens* (A. E. Brehm),

which inhabited southern Spain (Malaga, Almeira, Murcia, Valencia, Madrid), the Long-tailed Tit from Asturia and that from south Spain were strikingly different, the Goldfinch from northern Portugal and from south Spain were different, the Hedge-Sparrow, though not rare in northern Portugal and north Spain, seemed not to nest in southern Spain and south Portugal. A thorough study and comparison of series from all parts of the Peninsula would doubtless add a number of other instances.

Lord ROTHSCHILD remarked that similar instances of various forms occurring in the northern and southern parts of the Iberian Peninsula were also known among insects and mammals.

Dr. ERNST HARTERT exhibited a new Serin Finch from East Africa, which he described as follows:—

*Serinus buchamani*, sp. nov.

♂ ad. Crown of head and back dirty yellowish green, the head with narrow, the back with wider brownish-black shaft-stripes, rump and upper tail-coverts bright greenish yellow, the longest olivaceous yellow with blackish-brown shaft-lines. Quills dark brown, inner webs margined with buff, outer with dull yellow; wing-coverts dark brown with buffy-yellow edges. Tail-feathers blackish brown with narrow, the two innermost with wider, yellowish edges. Forehead a little more yellow than crown, a not very sharply defined yellow superciliary line. Sides of head yellowish green. Under-side golden yellow, jugulum and throat duller and washed with brownish green, the former with a few dark brown streaks; sides of breast and flanks greenish yellow with narrow blackish shaft-lines; under wing-coverts similar. "Iris dark brown. Bill light horn-colour. Feet and claws medium amber-brown." Wing 87, tail 61·5, culmen 15·5, height of bill at base 13·1, width 12·5 mm.—♀ ad. Like the male, only the back more brown, the black-brown markings to the feathers being wider and more like spots;

underside apparently less bright yellow, and the blackish lines on the jugulum a little more distinct. Wing 83, culmen 15.5 mm.

*Hab.* Maktan, British East Africa.

*Type.* ♂ ad. Maktan, 18.9.1915. Capt. Angus Buchanan leg. No. 1.

A nest with three eggs was found at Maktan on September 26th, 1915. The nest is evidently somewhat flat and composed of fibres, rootlets, little twigs of herbaceous plants and spiders' webs, and vegetable wool. The three eggs resemble closely those of the Trumpeter Bullfinch (*Erythrospiza githaginea*), being pale blue with purplish-black dots and occasional short lines. They measure  $20 \times 15.1$ ,  $19.5 \times 14.9$ , and  $19.2 \times 15$  mm.

This new form is undoubtedly a near ally of *Serinus donaldsoni* Sharpe, from Somaliland, but it differs from the latter in having a much larger, thicker, and less curved bill and longer wings, the upperside is more yellowish, less greenish, the sides less green. I have compared the type and several other specimens in the British Museum. Probably *S. donaldsoni* is restricted to Somaliland, and *S. buchanani* may be its representative in East Africa. Reichenow mentions a specimen collected in Ugogo by Emin Pasha, which agrees with Sharpe's description of *S. donaldsoni*, but as he did not compare the type it is possible that the Ugogo bird is *buchanani*. The species is named after its discoverer, who collected one male, one female, and the nest with eggs.

Mr. CHARLES CHUBB sent descriptions of the following new forms of South and Central American birds:—

*Dendrocincla bartletti*, sp. nov.

*Adult male.* General colour of the upper surface chestnut-brown including the crown of the head, mantle, and back; rather paler and more rufous on the wings, upper tail-coverts, and tail; apical portion of primary quills dark brown, the basal portion cinnamon-rufous; chin whitish;

sides of the face, fore-neck, and breast dusky rufous brown, becoming paler and more rufous on the abdomen and under tail-coverts; axillaries and under wing-coverts, and inner edges of the flight-quills below cinnamon-rufous; remainder of the under surface of the quills dark brown; lower aspect of tail rufous.

Total length 200 mm., exposed culmen 22, wing 103, tail 82, tarsus 33.

*Habitat.* East Peru and Central Brazil.

The type, which is in the British Museum, was collected by E. Bartlett at Chamicuros, East Peru, on the 31st of August, 1867; in addition to the type there is another bird from Chamicuros and one from Borba, on the Rio Madeira, which was collected by Natterer in 1830. These three specimens have hitherto been associated with *D. merula* (Licht.).

*Dendrocincla fuliginosa wallacei*, subsp. nov.

*Adult male.* Differs from *D. f. fuliginosa* in being darker on the crown of the head, nape, and back, also on the fore-neck, breast, abdomen, and under tail-coverts.

Total length 223 mm., exposed culmen 28, wing 110, tail 96, tarsus 25.

*Adult female.* Differs from the adult female of *D. f. fuliginosa* in being darker both on the upper and under surface. Wing 100 mm.

*Habitat.* Pará, North-east Brazil.

The male and female types, which are in the British Museum, were collected by the late A. R. Wallace at Pará in May 1849—Salvin-Godman and Sclater collections.

*Xenops genibarbis cayoensis*, subsp. nov.

*Adult male.* Closely allied to *X. g. mexicanus*, but differs in being paler generally, especially on the under surface, where it inclines to yellowish olive instead of olive-brown.

Total length 127 mm., exposed culmen 11, wing 66, tail 50, tarsus 15.

*Adult female.* Similar to the adult male. Wing 65 mm.

*Habitat.* Cayo, British Honduras.

The types, which are in the British Museum, were collected at Cayo, British Honduras, by F. Blancaneaux in March and April, 1888—Salvin-Godman collection.

Mr. R. H. READ exhibited a skin of a recently-shot Pheasant of the pale-coloured variety popularly known as the "Bohemian" Pheasant. A discussion followed on colour-varieties in Pheasants and other birds.

---

The next Meeting of the Club will be held on Wednesday, the 12th of February, 1919, at PAGANI'S RESTAURANT, 42-48 Great Portland Street, W.; the Dinner at 7 p.m. Members of the Club intending to dine are requested to inform the Hon. Secretary, Mr. D. A. BANNERMAN, at 6 Palace Gardens Terrace, W. 8.

#### LANTERN EXHIBITION, March 12th.

The March Meeting will be held in conjunction with the Annual Dinner of the B. O. U. It will, as usual, be devoted chiefly to an exhibition of Lantern Slides. Members who have slides to show are requested to communicate with the Editor at 34 Elsworthy Road, N.W. 3.

[N.B.—Members who intend to make any communication at the next Meeting of the Club are requested to give notice *beforehand* to the Editor at 34 Elsworthy Road, South Hampstead, N.W. 3, and to place in his hands not later than at the meeting MSS. for publication in the Bulletin.]

(Signed)

ROTHSCHILD,  
*Chairman.*

D. SETH-SMITH,  
*Editor.*

D. A. BANNERMAN,  
*Sec. & Treas.*







# BULLETIN

OF THE

## BRITISH ORNITHOLOGISTS' CLUB.

---

**No. CCXL.**

---

THE two-hundred-and-thirty-seventh Meeting of the Club was held at Pagani's Restaurant, 42-48 Great Portland Street, W., on Wednesday, February 12th, 1919.

*Chairman*: WILLIAM L. SCLATER, M.A.

*Members present*:—E. E. ADAMS; E. C. STUART BAKER; G. K. BAYNES; E. BIDWELL; S. BOORMAN; C. BORRER; P. F. BUNYARD; Rev. J. R. HALL; Dr. E. HARTERT; E. G. HERBERT; C. INGRAM; Rev. F. C. R. JOURDAIN; G. C. LAMBERT; Capt. H. LYNES, C.B.; C. W. MACKWORTH-PRAED; E. G. B. MEADE-WALDO; H. MUNT; H. R. MUNT; T. H. NEWMAN; C. OLDHAM; C. B. RICKETT; Lord ROTHSCHILD; D. SETH-SMITH (*Editor*); A. G. L. SLADEN; C. G. TALBOT-PONSONBY; G. DE H. VAIZEY; K. G. R. VAIZEY; H. F. WITHERBY.

*Guests*:—Commander DIGGLE, R.N.; D. G. GARNETT; G. A. PRAED.

Mr. MEADE-WALDO described the result of protection to the Great Skua (*Megalestris catarrhactes*) in Shetland since 1891, when the medal of the Zoological Society was presented to Mrs. Ursula Edmonstone for "Protection of the Great Skua in the Island of Unst," and to Robert Thomas Charles Scott "For many years' protection of the Great

[February 28th, 1919.]

VOL. XXXIX.

Skua in the Island of Foula." In 1907 "the Royal Society for the Protection of Birds" took over the protection of the Great Skua from Mr. Edmonstone. Henry Edwardson, the original watcher, who had been there since 1891, was re-engaged, and each year goes up to his hut in May and remains there until the last young one has left the hill in August, his food and newspapers, &c., being brought up to him once or twice a week from Haroldswick. The number of "Bonxies" nesting on the hill in 1908 was about 15 pairs; these in 1914 had increased to about 74 pairs, and a flock of about 40 non-breeding birds is generally present close to the somewhat scattered breeding-colony. This colony has remained at about the same number of breeding-pairs since 1914, and from it some small groups of Great Skuas are colonizing in other islands. On Mr. William Gordon's property in Mid Yell the first pair nested 10 years ago, and last season the number had increased to 20 pairs. The colony on the protected island of Hascosay had increased to 13 pairs from 2 pairs in 1909. A few pairs were nesting on Sir Arthur Nicolson's property on Fetlar, strictly protected. Sir Arthur is also the owner of Hascosay. Two pairs are nesting near North Roe; and perhaps the most interesting of all is the small colony of 7 pairs now nesting on the Island of Noss, which island, with its wonderful wealth of bird-life, is most efficiently protected by its owner, Bishop Cameron, Mr. Denis de Vitre the agent, Mr. Manson the tenant, and his shepherd T. Jamieson, who lives on it and keeps the boat. The first pair came to Noss in 1914, and when the war broke out it was feared that this island and others would be raided by fishermen and sailors from the Fleet. However, we were most fortunate in having a most sympathetic admiral in command, and the birds had more complete protection since 1914 than at any other time. There are other pairs scattered here and there throughout the Shetlands, and I doubt if the "Bonxie" has been in a better position than at present for very many years. Incidentally, many other interesting species have

greatly benefitted through this protection. The Great Skua colony on Foula is also flourishing.

Mr. MEADE-WALDO also made the following remarks on the scarcity of Grouse in Scotland in 1918:—A friend who owns a number of excellent moors in Perthshire writes: “I have not a shadow of doubt we are short of birds, old and young, owing to migration. After a marvellous April we had some severe late frosts—16° to 20°—and after an early spring everything on the tops was abnormally forward, and no doubt the strong early broods migrated to the tops and survived, the later broods perishing owing to the frost-belt. Early in August I was on the tops in a Scotch mist and heard pack after pack going away, but could not see them. The low and middle beats held almost nothing. We have now—December 12th—as many grouse on the ground as last season.”

From the south of Scotland a friend writes: “Almost all the nests and broods of Grouse were destroyed by extensive heather-burning in April and May, apparently done with the intention of destroying the shootings—this rendered possible by the absence of keepers.”

Mr. TALBOT-PONSONBY said that in Perthshire, on the Persey Moor, Bridge of Cally, the birds were very scarce in 1918. The old birds had disappeared in an extraordinary way. A good majority of the birds shot were young birds: so it was evident that the old birds had disappeared. From what he was told by local residents, there seemed to be no doubt that a great many birds were shot on the oat-stooks during the previous autumn—thus seriously depleting the stock. Also he had no doubt that the absence of keepers and the increase of vermin had also added to the scarcity of birds. A farmer told him that underneath a Carrion-Crow's nest he had counted 200 Grouse egg-shells. Stoats were also very numerous on the Moor and all round.

In Sutherlandshire, on the Tressady Moors, the farmers

in that neighbourhood had burnt the heather very late in April, and thus destroyed an enormous number of Grouse's nests. He was told that the farmers up there have a great animosity against the people who rent the moors, whom they call "foreigners"; and they think that by destroying the Grouse they will prevent the moors being let, and subsequently be able to get the shooting for themselves.

Mr. P. F. BUNYARD exhibited mounted specimens of the nest-feathers and down of the Goosander (*Mergus merganser*), which he described as having the basal or downy portion greyish, the remaining portion—*i. e.* from immediately above the downy portion to the terminal end—*creamy buff*, whitish on either side of the downy portion, very distinct. Length 44 mm.

Dresser had described these feathers as white ('Eggs of the Birds of Europe,' p. 586), and Mr. Heatley Noble as white with a tinge of yellow ('British Birds,' vol. xi. p. 40).

Nest-feathers and down of the Red-breasted Merganser (*Mergus serrator*) were exhibited for comparison.

Mr. BUNYARD also exhibited the following eggs:—

A clutch of four Chaffinch's eggs from Herefordshire, which were creamy white without markings, but otherwise normal.

A clutch of four eggs of the House-Martin from Herefordshire, two of which were well marked with reddish surface-markings and a few minute underlying markings of reddish grey, the third being only very slightly marked and the fourth quite normal. These markings were genuine pigment, and had not been caused by contact-stains or parasite excreta. "Marked" eggs had been previously recorded, but many of these had on a closer examination proved to be only stained. These eggs were taken by Henry Maddox at Kentchurch, Herefordshire, on June 28, 1909, for Dr. Williams, of Kingsland, Herefordshire.

Two clutches of four eggs of the Dunlin, exceptionally beautiful and heavily pigmented, with markings forming

broad bands of rich brown at the large ends. These were shown with a typical clutch for comparison.

Two clutches of four eggs of the Lapwing from Herefordshire, one exceptionally heavily and richly blotched, resembling in appearance and richness eggs of the Dotterel. The second clutch had well-defined minute specks, a great contrast to the first clutch.

Dr. E. HARTERT exhibited a specimen of *Serinus buchanani* and made the following remarks:—At the January Meeting I described, from a pair collected by Captain A. Buchanan near Maktau (not Maktan, as printed in the *Bulletin*), not far from Voi in British East Africa, a new species of *Serinus* which I named *S. buchanani*. Yesterday I received two skins collected at Voi by Dr. van Someren, who asked me to let him know by return what they were, as they seemed to belong to a new species. He had collected ten examples, all alike, with no appreciable differences between the sexes.

Mr. G. C. LAMBERT exhibited an immature male Hedge-Sparrow shot at Esher, Surrey (9/6/18), which had the wings and tail pure white, the remainder of the plumage being whitish, showing the normal markings very faintly. The eyes were normal, bill paler than normal, and the legs and feet horn-colour.

Mr. CHARLES CHUBB sent descriptions of a new genus and five new subspecies of South American birds:—

STICTOMYRMORNIS, gen. nov.

The species that I propose to separate from *Hypocnemis* under the above title form quite a different group, and are distinguished by the flat and Muscicapine bill, the width of which at the base is about three-fifths the length of the exposed culmen. The wing is rounded, the third, fourth, and fifth primaries longest and equal; the third is shorter than the sixth, but longer than the seventh. Tail nearly square, the

outer feather on each side being only about eight-ninths the length of the others. The feet are small; the tarsus is about one-fourth longer than the exposed culmen. This genus is founded on *L. nævia* (Gmel.), with the following species included:—*L. nævioides* (Lafr.), *L. theresæ* (Des Murs), *L. punctulata* (Des Murs), and *L. ochracea* (Berl.).

***Synallaxis albigularis josephinae*, subsp. nov.**

*Adult male.* Differs from *S. albigularis albigularis* in being darker rufous on the hinder crown and nape and in having the wing- and tail-measurements larger.

Total length 160 mm., exposed culmen 12, wing 60, tail 81, tarsus 20.

*Habitat.* British Guiana.

The type, which is in the McConnell collection, was collected at Mount Roraima by the late F. V. McConnell during his expedition, October 1898.

***Automolus turdinus macconnelli*, subsp. nov.**

*Adult male.* Differs from *A. turdinus turdinus* in being less rufous and more dusky on the head and upper back, more ochreous on the breast and abdomen, paler on the throat, and in having the wing- and tail-measurements smaller.

Total length 180 mm., exposed culmen 21, wing 89, tail 71, tarsus 22.

*Habitat.* British Guiana.

The type, which is in the McConnell collection, was collected on the Ituribisi River in 1909.

***Philydor erythrocerus guinanensis*, subsp. nov.**

*Adult male.* Differs from *P. erythrocerus erythrocerus* in being darker on the upper parts, where it is more brown and less olive. It is also darker on the breast, abdomen, and under tail-coverts; the under tail-coverts deeper rufous, and the bill is shorter and stouter.

Total length 160 mm., exposed culmen 16, wing 83, tail 67, tarsus 22.

*Habitat.* British Guiana.

The type was collected on the Ituribisi River and is in the McConnell collection.

*Philydor atricapillus pallidior*, subsp. nov.

*Philydor atricapillus* (nec Wied), Chubb, Ibis, 1910, p. 530 (Sapucay).

*Adult male.* Differs from *P. atricapillus atricapillus* in being paler on the back and wings, brighter on the throat, breast, abdomen, and under tail-coverts. "Iris brown; bill black above, greenish below; feet and legs dull yellow" (*W. Foster*). Total length 173 mm., exposed culmen 15, wing 84, tail 75, tarsus 20.

*Adult female.* Similar to the adult male described, but rather smaller. Wing 74.

*Habitat.* Paraguay.

The male and female types, as well as four others, are in the British Museum and were collected at Sapucay, Paraguay, by *W. Foster*.

*Dendrocincla longicauda guianensis*, subsp. nov.

*Adult.* Differs from *D. longicauda longicauda* (Pelz.) in its darker coloration generally both above and below and in its shorter and more slender bill.

Total length 197 mm., exposed culmen 20, wing 99, tail 104, tarsus 23.

*Habitat.* British Guiana.

The type, which is in the British Museum, was collected at Bartica by the late Henry Whitely on the 20th of December, 1880: Salvin-Godman collection.

The CHAIRMAN asked for the opinion of the Meeting as to whether Lady Guests should be admitted to the combined B. O. U. and B. O. C. Dinner on March 12th. A motion in favour was put to the Meeting and carried by a majority of those present.

---

The next Meeting of the Club will be held on Wednesday, the 12th of March, 1919, at PAGANI'S RESTAURANT, 42-48 Great Portland Street, W.; the Dinner at 7 p.m. Members of the Club intending to dine are requested to inform the Hon. Secretary, Mr. D. A. Bannerman, at 6 Palace Gardens Terrace, W. 8.

The March Meeting will be held in conjunction with the Annual Dinner of the B. O. U. Members have the right to introduce Lady Guests on this occasion. The Meeting will, as usual, be devoted chiefly to an exhibition of Lantern Slides. Members who have slides to show are requested to communicate as early as possible with the Editor at 34 Elsworthy Road, N.W. 3.

(Signed)

W. L. SCLATER,  
*Chairman.*

D. SETH-SMITH,  
*Editor.*

D. A. BANNERMAN,  
*Sec. & Treas.*





# BULLETIN

OF THE

## BRITISH ORNITHOLOGISTS' CLUB.

---

### No. CCXLI.

---

THE two-hundred-and-thirty-eighth Meeting of the Club was held at Pagani's Restaurant, 42-48 Great Portland Street, W., on Wednesday, March 12th, 1919, in conjunction with the Annual Dinner of the British Ornithologists' Union.

*Chairman:* WILLIAM L. SCLATER, M.A.

*Members present:*— E. C. STUART BAKER ; DR. J. C. BAKER ; D. A. BANNERMAN ; G. K. BAYNES ; E. BIDWELL ; S. BOORMAN ; H. B. BOOTH ; C. BORRER ; P. F. BUNYARD ; C. CHUBB ; W. EAGLE CLARKE, LL.D., *President of the B. O. U.* ; DR. H. N. COLTART ; Major W. M. CONGREVE ; F. COWAN\* ; H. J. ELWES ; A. H. EVANS ; A. EZRA ; HUGH S. GLADSTONE\* ; Capt. PHILIP GOSSE ; Rev. J. R. HALE ; C. INGRAM ; Rev. F. C. R. JOURDAIN ; G. C. LAMBERT ; G. H. LINGS ; G. E. LODGE ; Capt. H. LYNES ; H. MASSEY ; G. M. MATHEWS ; E. G. B. MEADE-WALDO ; H. MUNT ; H. R. MUNT ; T. H. NEWMAN ; C. E. PEARSON ; Capt. C. R. S. PITMAN\* ; Col. R. H. RATTRAY\* ; R. H. READ ; W. E. RENAUT ; C. B. RICKETT ; Lord ROTHSCHILD ; Hon. N. C. ROTHSCHILD ; W. ROWAN\* ; D. SETH-SMITH (*Editor*) ; A. G. L. SLADEN ; Major C. SMEED\* ; A. L. STURGE ; C. G. TALBOT-PONSONBY ; A. TREVOR-BATTYE ; G. DE H. VAIZEY ; K. G. R. VAIZEY ; H. M. WALLIS ; Capt. J. A. C. WHITAKER\* ; J. WIGLESWORTH ; H. F. WITHERBY ; A. F. N. WOLLASTON\*.

\* Members of B. O. U., but not B. O. C.

[March 31st, 1919.]

a

VOL. XXXIX.

*Honorary Lady Members* :—Miss DOROTHY BATE ; Miss EVELYN BAXTER ; Miss MAUD D. HAVILAND ; Miss A. C. JACKSON ; Miss E. L. TURNER.

*Guests* :—JAMES BERRY ; ALLAN BROOKS ; Miss R. G. M. BUSH ; J. T. DELACOUR ; W. DRURY ; G. EVANS ; C. E. FAGAN ; Capt. H. S. FERGUSON ; H. S. FRY ; Sir H. HOWORTH, K.C.I.E. ; Dr. F. WOOD JONES ; W. J. KELHAM : Surgeon-Commander G. MURRAY LEVICK ; Dr. W. C. MCINTOSH ; F. MOYSEY ; E. R. MUNT ; C. E. PALMER ; Mrs. READ ; Hon. Mrs. T. RUSSELL ; A. R. SEVERN ; P. B. SMYTH ; Capt. A. TALBOT-PONSONBY ; Mrs. A. TALBOT-PONSONBY ; G. TOMKINSON ; T. WELLS ; Mrs. WITHERBY.

THE meeting was chiefly devoted to an exhibition of lantern-slides from photographs taken by Members and others.

Miss E. L. TURNER showed some most interesting photographs, taken in Norfolk in 1918, of the nests, eggs, and young of the Bittern, which, thanks to careful protection, appears to be re-establishing itself in its old haunts.

Miss MAUD HAVILAND showed some charming slides of British birds with their nests and eggs.

Mr. W. ROWAN showed a series of interesting photographs illustrating the nesting of the Merlin on one of the moors in West Yorkshire.

A nest was continually under observation from three to four days after the hatching of the eggs to the time the young birds flew. Several nights were spent in the tent, six feet from the nest or at a distance at which observation was aided by the use of binoculars. Thus the behaviour of the birds during the most interesting times of the day—morning and evening—was studied.

It was observed that the cock-bird did all of the hunting, the hen always appropriating to herself the first and last catches of the day. The young were always fed by the hen only from 7 A.M. onwards at irregular intervals. The rest of her time, day and night, was spent on some boulder fifty to a hundred yards away from the nest. She never attempted to shelter the young either from rain or the heat of the sun, the latter often causing them to pant.

Meadow-Pipits provided the main food-supply, but Skylark, Ring-Ouzel, Snipe, Song-Thrush, Willow-Wren, and Spotted Flycatcher were also brought. When quite young, the nestlings only received the hind half of the prey, generally completely plucked, and were fed with small pieces of meat only. Later the prey was brought less completely plucked and they were fed on mouthfuls of feathers, pure and simple, as well as meat. Later still the prey was merely ripped up and left.

At about 10 days the young birds began to leave the nest, which got foul, and wandered into the surrounding heather, but to the end the mother mostly deposited food on the old spot. The nest got progressively whiter as the young shed their down.

Occasionally the cock would sit on one of the boulders for a short time during the day, but was mostly absent. While the hen herself was feeding in the morning and evening, he would remain near her. The young took no notice of him if he flew over, or of his calls.

Some of the photographs showed one of the characteristic attitudes of the hen when at the nest, *i. e.* resting on her tail. Frequently she would stand so that all her weight was thrown on it.

The notes of both birds were distinctive and varied, various calls indicating various actions.

Mr. J. H. OWEN kindly sent some excellent slides illustrating the nesting-habits of the Sparrow-Hawk, Red-backed Shrike, Little Grebe, and Dipper.

Mr. COLLINGWOOD INGRAM showed some very fine slides, kindly lent by Mr. W. J. Palmer, of various British birds with nests and young, mostly taken at Dungeness. Of special interest were those of (i.) a Linnet's nest on the ground amongst the grass, (ii.) a male Reed-Bunting on the nest, and (iii.) a Nightjar sitting on eggs on Dungeness beach.

Surgeon-Commander G. MURRAY LEVICK, R.N., gave an interesting account, illustrated by magnificent photographic slides, taken by himself, of the habits of the Adélie Penguin (*Pygosceles adeliae*) as observed during the British Antarctic ('Terra Nova') Expedition.

The birds commenced to arrive at the rookery at Cape Adare in the middle of October (1911). One arrived on the 13th and by the 17th a large number had arrived and a long line of Adélies could be seen across the sea-ice, tailing out in snake-like fashion as far as the horizon.

Mating commenced after the birds arrived at the rookery, the hen establishing herself on an old nest or scooping out a hollow in the ground and waiting for a cock to "propose." Without cessation the stream of arrivals continued until October 30th, by which time the rookery was crammed with birds to the number of some three-quarters of a million, the occupants spreading right up the cliff of Cape Adare and a large colony establishing itself at the summit at 1000 feet above the sea.

During the mating-period severe fighting took place between the cocks for the possession of the hens, and during the first days of wedded life a cock was only able to keep his mate by dint of constant vigilance and many battles; but after the eggs were laid comparative peace reigned in the rookery, and each couple remained perfectly faithful to one another.

The nests of this species are all built of pebbles collected by the cocks, who are only too ready to rob each other's nests. The incubation-period appears to be from 30 to 37

days, the birds taking turns in incubating. Not until the eggs, two in number, are laid does either bird go to feed, but when these have appeared one of the pair goes off to the water for this purpose, staying away from 7 to 10 days at a time, after which it returns to relieve the other, who then goes off for a similar period. When the chicks are hatched the parents relieve one another at more frequent intervals, for then commences the serious work of procuring food for their always hungry offspring. The food of these Penguins consists entirely of *Euphausia*, which abounds in these waters, and those birds which nest at a distance from the water have to take long journeys daily to procure sufficient. On their return from fishing they are so loaded with food that they are sometimes unable to reach the nest without disgorging it on the way, and when this happens, as they never pick it up again, they have to return to the water for another catch.

McCormack's Skua is numerous in these latitudes and any unguarded egg or young chick is promptly preyed upon, but the chief enemy the Penguins have is the Leopard-Seal (*Hydrurga leptonyx*) which lurks beneath the ledges of the ice-foot in order to capture the Penguins as they take to the water.

The rate of growth of the young Penguins is extremely rapid. A chick when hatched weighed 3 ounces, at five days old it weighed 13 ounces, and at 12 days 37.75 ounces.

When the chicks are about a fortnight old a change takes place in the social arrangements of the rookery, and, in place of the individual care bestowed by each couple upon their own offspring, the chicks are gradually massed into small groups or crèches, each group being guarded by a few birds who keep a careful look-out to prevent their charges straying and so falling a prey to the ever-watchful Skuas, while the rest of the parents go off to the water to procure food.

The remarkable habit of these Penguins of "drilling" in large masses and perfect order was described, as was that of playing a regular game of "touch last."

Dr. ERNST HARTERT sent the following communication :—  
" In the ' Ibis,' 1905, p. 163, Mr. Meade-Waldo tell us that in the forest of Marmora, in West Marocco, he repeatedly heard the cries of Guinea-fowls and received some alive from the country of the Zair, south-east of the forest. Apparently Mr. Meade-Waldo took no interest in the problem of the occurrence of wild Guinea-fowls in Marocco, which are not known to occur north of the Senegal, *i. e.* at least 1500 miles farther south, with the Sahara in between, because he thought—as I did—that these birds must have been introduced and are now feral in Marocco.

The first more definite confirmation of Meade-Waldo's statement was in a letter from Lt. Paul Saby (formerly inspector of forests in Algeria, and much interested in Natural History), saying that the Guinea-fowl (" pintade ") was common in the deep ravines of the Bou-Regreg and Oued-Beth, *i. e.* between the rivers Sebou and Bou-Regreg, where he found it in the autumn in flocks of 30 to 80.

This very definite statement made me deeply interested in the question. I wrote at once to Saby that an important problem was to be solved and that he must do his very best to send me one or more of these Guinea-fowls as good or as bad as he was able to—either these Guinea-fowls were once upon a time introduced into Marocco, and now feral, and in that case they would be one of the known species, probably *Numida meleagris meleagris* which lived from the Senegal to the Niger and Benuë, or they were an indigenous form, and in that case they were almost sure to belong to an unknown species or subspecies.

In answer I received a rough skin, which, though rather brittle, has now been made into a very good-looking skin by Rowland Ward's able taxidermist, although it is moulting and, especially the tail, very incomplete. To Lord Rothschild's and my surprise it is neither *N. meleagris* nor a subspecies of the latter, but an entirely new species, which I name

*Numida sabyi*, sp. nov.,

in honour of its discoverer, Paul Saby.

It differs widely from *Numida meleagris meleagris* and *N. m. marcheii* (North Angola, Gabun, probably north to Lower Niger) in the entire absence of the wide pale vinous bluish-grey collar, the feathers being black or brown-black spotted and barred with white from the chest to the middle of the neck. All the wing-quills are black with white cross-bars and spots, not vermiculated with light grey, and the spots and bars of course not bordered with black, as in *N. meleagris*. Also the ground-colour of the tail-feathers and tail-coverts is almost pure black, except the outer webs, which are mottled with grey, and the white spots on the coverts are smaller. The back is much as in *N. meleagris*, but considerably darker. The whole under surface is darker, the white spots being smaller and on many feathers less numerous. The hind head and neck are differently feathered from any known *Numida*. The real feathering reaches to quite the middle of the neck, a few bristly feathers reach up to the chin, but on the occiput there is a bunch of apparently antrorse feathers, which cover the horn from behind! Horn and wattles as in old males of *N. m. meleagris*.

The whole bird is larger than *N. m. meleagris*. Wing about 275, tail not measurable (moulting), tarsus 77, middle toe with claw 75 mm.

*Type.* Adult, district of Zemmour, West Marocco. Collected by Lt. Paul Saby.

I hope to exhibit this interesting Guinea-fowl when less brittle specimens are to hand.

Mr. E. C. STUART BAKER described the following new subspecies of Babbler on behalf of Mr. Thomas Wells of the Natural History Museum:—

*Scotocichla fuscicapilla babaulti*, subsp. nov.

*Adult.* Similar to *S. f. fuscicapilla* (Blyth) from S.W. Ceylon, but much paler, especially on the underparts of the

body, these parts being brownish buff instead of chestnut, the top of the head olive-brown instead of blackish, and the mantle paler. Iris brownish red ; bill brownish flesh ; legs and feet flesh-grey. Wing 74 mm., tail 60, tarsus 28.

*Hab.* North Ceylon.

Type in the British Museum, ♂, Trincomalee, 16th Nov.

Named in honour of M. G. Babault, of Paris, who sent specimens for identification.

Mr. CHARLES CHUBB described the following new forms of South American birds :—

*Pseudochloris salvini*, sp. nov.

*Adult male.* Allied to *P. luteocephala* (d'Orb. & Lafr.), but differs in having the fore part of the head brown with dull citron-yellow margins to the feathers, instead of bright yellow ; hinder crown, nape, back, and upper wing-coverts similar, instead of ash-grey ; rump and upper tail-coverts dark citron-yellow, instead of ash-grey ; sides of face vinous-grey slightly tinged with yellow, instead of bright yellow ; throat, abdomen, and under tail-coverts dull lemon-yellow, instead of bright yellow ; sides of breast and sides of body vinous-grey, instead of ash-grey.

Total length 123 mm., exposed culmen 9, wing 73, tail 50, tarsus 19.

*Adult female.* Differs from the adult male in being brown above with earth-grey fringes to the feathers and only the slightest tinge of yellowish green on the upper tail-coverts ; under surface vinous-grey with very pale sulphur-yellow on the throat, abdomen, under tail-coverts, and outer edges of tail-feathers. Wing 73 mm.

*Hab.* Northern Peru.

The types of the male and female, which are in the British Museum, were collected by Mr. O. T. Baron at Vina, Huamachuco, Northern Peru, at an altitude of 5500 feet, March 1894.



*Pseudochloris aureiventris incæ*, subsp. nov.

*Sycalis lutea* (nec d'Orb. & Lafr.), Gosse in Fitzgerald's 'Highest Andes,' p. 352, 1899.

*Adult male.* Similar to *P. aureiventris aureiventris* Phil. & Landb., but differs in having the top of the head, sides of face, throat, breast, and under tail-coverts old-gold yellow, instead of primuline yellow. "Iris blue-black" (*P. H. Gosse*).

Total length 132 mm., exposed culmen 12, wing 96, tail 58, tarsus 20.

*Adult female.* Differs from the adult male in having the top of the head, back, and upper wing-coverts rust-brown with a very slight tinge of citron on the upper tail-coverts; under surface dark vinous-grey with a slight trace of yellow on the throat, middle of breast, middle of abdomen, and under tail-coverts. Wing 91 mm.

*Hab.* Aconcagua Valley, Chilian Andes.

The types of the male and female, which are in the British Museum, were collected at Puente del Inca in the Aconcagua Valley, at an altitude of 9170 feet, by Capt. P. H. Gosse, R.A.M.C., in December 1896, during Mr. E. A. Fitzgerald's expedition to the Chilian Andes.

*Myrmornis* Hermann, Tab. Affin. Anim. p. 188 (1783), based on *Le Fourmillier de Cayenne*, Buff. tom. vi. p. 462; Daubent. Pl. Enl. v. pl. 700. fig. i. = *M. torquata* (Bodd) has priority over *Rhopoterpe* Cabanis, 1847, and must be used.

The genus *Picolaptes* Lesson, 1830, which was based on *P. spixi*, is, according to Hellmayr, "Revision de Spix'schen Typen brasilianischer Vogel," Abhandl. K. Bayer. Akad. Wiss. ii. Kl. xxii. Bd. iii. p. 634 (1906), *Dendrornis spixii* (Less.), but *Dendrornis* of Eyton 1852 is also a synonym of *Xyphorhynchus* Swainson, 1827.

*Thripobrotus* Cab., 1847, appears to be the next earliest, founded on *T. tenuirostris* (Licht.), 1820 = *T. fuscus* (Vieill.), 1817.

It may be mentioned that *Picolaptes* is used in the

‘Catalogue of the Birds in the British Museum,’ vol. xv., for *P. tenuirostris* (Licht.), but Lesson’s genus was founded on *P. tenuirostris* (Spix), which the latter renamed *P. spixii*.

---

The next Meeting of the Club will be held on Wednesday, the 9th of April, 1919, at PAGANI’S RESTAURANT, 42-48 Great Portland Street, W.; the Dinner at 7 p.m. Members of the Club intending to dine are requested to inform the Hon. Secretary, Mr. D. A. Bannerman, at 6 Palace Gardens Terrace, W. 8.

[N.B.—Members who intend to make any communication at the next Meeting of the Club are requested to give notice *beforehand* to the Editor at 34 Elsworthy Road, South Hampstead, N.W. 3, and to place in his hands not later than at the meeting MSS. for publication in the Bulletin.]

(Signed)

W. L. SCLATER,  
*Chairman.*

D. SETH-SMITH,  
*Editor.*

D. A. BANNERMAN,  
*Sec. & Treas.*

BULLETIN MAY 27 1919

OF THE

BRITISH ORNITHOLOGISTS' CLUB.

**No. CCXLII.**

THE two-hundred-and-thirty-ninth Meeting of the Club was held at Pagani's Restaurant, 42-48 Great Portland Street, W., on Wednesday, April 9th, 1919.

*Chairman*: WILLIAM L. SCLATER, M.A.

*Members present*:—E. C. STUART BAKER; G. K. BAYNES; E. BIDWELL; C. BORRER; P. F. BUNYARD; C. CHUBB; A. COLLETT; A. EZRA; Capt. PHILIP GOSSE; Dr. E. HARTERT; F. W. HEADLEY; T. IREDALE; Rev. F. C. R. JOURDAIN; Dr. H. LANGTON; H. MUNT; H. R. MUNT; C. OLDHAM; Capt. C. R. S. PITMAN; A. E. PRICE; C. B. RICKETT; Lord ROTHSCHILD; D. SETH-SMITH (*Editor*); Major A. G. L. SLADEN; G. DE H. VAIZEY; K. G. R. VAIZEY; H. M. WALLIS; H. F. WITHERBY.

*Guests*:—R. BURNS; W. R. B. OLIVER; R. W. SHEPPARD; G. DE H. VAIZEY, JR.

The CHAIRMAN read the following Minutes of a meeting of the Committee of the Club, held on March 13th, at which were present Mr. W. L. SCLATER in the Chair, Lord ROTHSCHILD, MESSRS. STUART BAKER, MUNT, JOURDAIN, and BANNERMAN (*Secretary*).

At the suggestion of the Rev. F. C. R. JOURDAIN, and in accordance with the resolution passed on October 9th, 1918, it was agreed to alter Rule VII., which deals with the constitution of the Committee, in the following points:—

1. That the Editor of the 'Ibis' shall not in future be an *ex-officio* member of the Committee.

[April 30th, 1919.]

VOL. XXXIX.



2. That the Editor of the 'Bulletin' shall be elected for 5 years, at the end of which period he shall not be eligible for re-election for the next term.

3. That the Hon. Sec. and Treasurer be elected for a term of one year, but that he shall be eligible for re-election.

4. That the non-official representatives on the Committee shall number 4.

5. That each year the senior non-official member of the Committee shall retire, and that every alternate year that member who has attended the Committee meetings least often shall also retire.

The Committee of the Club will then number 7 persons.

In accordance with the second paragraph of Rule VII. the above proposed alterations to be submitted to the members of the Club to be voted upon at the next Annual General Meeting.

*Rule VII. will then read:—*

VII. The affairs of this Club shall be managed by a Committee, to consist of the Chairman, who shall be elected for five years, at the end of which period he shall not be eligible for re-election for the next term; of the Editor of the 'Bulletin,' who shall be elected for five years, at the end of which period he shall not be eligible for election for the next term; and of the Secretary and Treasurer, who shall be elected annually, but shall be eligible for re-election.

In addition there shall be four other members. Each year the senior non-official member shall retire, and every alternate year that non-official member who has attended least Committee meetings shall retire with him.

[The rest of the Rule to read as it now stands printed.]

*A Resolution* was passed (not to be printed in the Rules) to the effect that at least four Committee meetings shall be held during a Session, including the Annual Committee Meeting which takes place before the General Meeting.

*It was further agreed that :—*

1. From time to time the Club shall have an address of an educational nature (not necessarily to be published in full in the 'Bulletin') on some ornithological subject of general interest.

2. That at least two evenings in the session shall be devoted to a discussion on a scientific matter *not* of an elementary character.

3. That the non-elementary discussions shall be governed by the rules already drawn up for this purpose by Lord Rothschild, Messrs. Lowe and Bannerman, and published on page 41 of vol. xxxv. of the 'Bulletin,' with the exception that—

(a) in Rule III. a time limit of 20 minutes shall not be imposed on the reader of the paper,

(b) Rule V. shall be withdrawn, except on very special occasions.

*It was agreed to publish another General Index to the 'Bulletin.'*

The last General Index was published in 1906 and it was proposed to bring this one up to the end of the present volume, 1919. The entries to be arranged under

(a) Authors' names,

(b) Generic names,

(c) Specific names or only subspecific names where a subspecies is mentioned.

This work is being carried out by Mr. Wells of the Bird Room and is already well in hand.

It was suggested by the CHAIRMAN that an excursion to Selborne should be made by the Members of the B. O. C. during the summer months. If this meets with the approval of members, arrangements will be made accordingly and will be communicated to them in due course. The date suggested is Saturday, July 12th, and it is requested that all members wishing to join will apply to the undersigned.

D. A. BANNERMAN, *Hon. Sec.*

Mr. W. SCLATER exhibited and described a new subspecies of *Leucopternis* from Central America under the name

*Leucopternis ghiesbreghti costaricensis*, subsp. nov.

Resembling *L. g. ghiesbreghti*, but having the inner primaries and the secondaries dusky black crossed by narrow bars of dead black; the tips and inner edges of these feathers are white, but the black on the wing makes these birds conspicuously different from the typical form, in which the inner primaries and secondaries are pure white.

*Type.* A male collected at Carillo, Costa Rica, by C. F. Underwood, 1 Nov. 1898, for Messrs. Salvin & Godman, by whom it was presented to the British Museum, B.M. Reg. No. 99.12.1.17.

*L. ghiesbreghti* was described by Debus (Esq. Zool. 1848, pl. i.) from an example obtained at the Hacienda de Mirador, near Vera Cruz, in Mexico. The British Museum contains examples of the typical race from the following localities:—

Mexico, Atoyac in Vera Cruz and Chimalpa in Oaxaca. Guatemala, Choctum in Vera Paz. British Honduras and Honduras.

The new form is represented by a good series of examples from Nicaragua, Costa Rica, and Panama, while two specimens from the Pacific slope of Guatemala—Medio Monte (*Salvin*) and Savana Grande (*Salvin & Godman*), are distinctly intermediate.

The late Mr. J. H. Gurney ('Ibis,' 1876, pp. 470–1) had already noticed this difference in the Mexican and Central American forms of *L. ghiesbreghti* and had put it down to age, assuming that the white-winged Mexican form was the adult and the black-winged form the young bird, but I do not think this view could possibly be upheld when the fine series now in the Museum is examined.

Mr. Richmond who has most kindly examined the examples of *L. ghiesbreghti* in the United States National Museum confirms my belief in the existence of two distinct forms of this very beautiful Buzzard.

MR. E. C. STUART BAKER described the following new subspecies of Cuckoo :—

*Rhinortha chlorophæa fuscigularis*, subsp. nov.

The female of this species from Borneo is distinguished from that found in any other locality by having the rufous of the underparts extended on to the throat and chin, whereas in the typical bird from Sumatra the whole chin and throat are pure grey. In this new subspecies the belly and vent are rich rufous instead of dull olive-brown tinged with rufous and the vent deep maroon-red instead of dull dark olive-brown with the same rufous tinge.

The size of the two forms is about the same, *R. c. chlorophæa* and *R. c. fuscigularis* both varying in wing-measurement between 109 and 121 mm.

The tail in *chlorophæa* runs up to 186 mm., whilst the longest in *fuscigularis* is only 109 mm.

*Type-locality.* Sarawak, Borneo.

*Type.* No. 87.12.19.409. Seebohm Coll., British Museum.

The male is not distinguishable from that of *R. c. chlorophæa*, though it may average a rather richer deeper red above.

*Habitat.* Borneo.

MR. STUART BAKER also communicated the following description of a new subspecies of Starling on behalf of Mr. T. WELLS :—

*Poliopsar leucocephalus annamensis*, subsp. nov.

*Adult male.* Similar to *P. l. leucocephalus* (Gigl. & Salvad.) from Cochin China, but the belly and under tail-coverts are white instead of pale pinkish buff and the bastard primary tipped with black instead of pure white.

*Type* in the British Museum, ♂, Nhatrang, Annam, January. J. J. Vassall Coll., 1910.5.8.120.

*Obs.* *P. incognita* Hume, has been united by Dr. Bowdler Sharpe, Cat. Birds B.M. xiii. p. 46, and by Mr. E. W. Oates, Faun. Brit. Ind. i. p. 156, with *P. leucocephalus*, but it is

altogether different from that species, having the head and crest earthy-brown instead of white, and the back of a much darker grey.

We have therefore:—

- P. l. leucocephalus* (Gigl. & Salvad.), Cochin China and Siam.
- P. l. annamensis*, subsp. nov., Annam.
- P. l. incognita* (Hume), Tenasserim.
- P. l. cambodianus* Sharpe, Cambodia.

Mr. P. F. BUNYARD exhibited an unusually small egg of the Cuckoo found in a nest of the Hedge-Sparrow in Worcestershire. It measured only  $20 \times 15$  mm., the average measurements for 625 eggs being  $22.41 \times 16.52$  mm. (*Rey*). It was, however, heavy for its size, weighing 0.198 mg., the average weight for 710 eggs being 231.1 mg. (*Rey*). Mr. Bunyard said that his experience showed that Cuckoos' eggs were generally larger than those of the foster-parents, whereas the egg shown was considerably smaller, and the smallest he had seen. He did not claim that this egg was a record, but would be interested to know if a smaller British egg was in existence.

Mr. H. MUNT exhibited two eggs of the Mikado Pheasant (*Calophasis mikado*), laid in captivity.

Mr. CHARLES CHUBB described the following new species from British Guiana:—

*Synallaxis macconnelli*, sp. nov.

*Synallaxis brunneicauda* (nec Scl.) Salvin, Ibis, 1885, p. 419 (Roraima, 3500 to 5000 ft.); Sclater, Cat. B. Brit. Mus. xv. p. 41, part. (1890).

*Synallaxis brunneicaudalis* Brabourne & Chubb, B. S. Amer. i. p. 223, no. 2311, part. (1912).

*Adult male*. General colour above including the entire back dull brown, becoming tinged with rufous on the tail; upper wing-coverts and outer aspect of wing chestnut;



inner webs of primary and secondary quills brown with pale rufous edgings; crown of head and hind-neck chestnut; sides of face and under surface of body dusky brown; throat silvery grey, with dark brown bases to the feathers; under wing-coverts rufous; quill-lining dark brown, with pale rufous edgings to the inner webs; lower aspect of tail rufous, but rather paler than the upper surface.

Total length 141 mm., exposed culmen 14, wing 63, tail 64, tarsus 23.

*Adult female.* Differs from the adult male in being rather paler and inclining to smoke-brown on the under surface. Wing 61 mm.

*Habitat.* Mount Roraima, British Guiana.


The type is in the McConnell Collection.

The next Meeting of the Club will be held on Wednesday, the 14th of May, 1919, at PAGANI'S RESTAURANT, 42-48 Great Portland Street, W.; the Dinner at 7 p.m. Members of the Club intending to dine are requested to inform the Hon. Secretary, Mr. D. A. Bannerman, at 6 Palace Gardens Terrace, W. 8.

[N.B.—Members who intend to make any communication at the next Meeting of the Club are requested to give notice *beforehand* to the Editor at 34 Elsworthy Road, South Hampstead, N.W. 3, and to place in his hands not later than at the meeting MSS. for publication in the Bulletin.]

(Signed)

CLATER,	D. SETH-SMITH,	D. A. BANNERMAN,
<i>Chairman.</i>	<i>Editor.</i>	<i>Sec. &amp; Treas.</i>



# BULLETIN

OF THE

## BRITISH ORNITHOLOGISTS' CLUB.

---

**No. CCXLIII.**

---

THE two-hundred-and-fortieth Meeting of the Club was held at Pagani's Restaurant, 42-48 Great Portland Street, W., on Wednesday, May 14th, 1919.

*Chairman*: WILLIAM L. SCLATER, M.A.

*Members present*:—E. C. ARNOLD; E. C. STUART BAKER; D. A. BANNERMAN (*Hon. Secretary*); G. K. BAYNES; C. BORRER; H. D. BRADFORD; P. F. BUNYARD; C. CHUBB; A. EZRA; Dr. E. HARTERT; G. C. LAMBERT; Dr. H. LANGTON; C. W. MACKWORTH-PRAED; H. MUNT; H. R. MUNT; T. H. NEWMAN; M. J. NICOLL; C. OLDHAM; Col. R. E. WARDLAW RAMSAY; C. B. RICKETT; Lord ROTHSCHILD; D. SETH-SMITH (*Editor*); E. FRASER STANFORD; C. G. TALBOT-PONSONBY; S. L. WHYMPER; J. WILKINSON; H. F. WITHERBY; W. H. WORKMAN.

*Guests*:—A. H. BORRER; Col. DELMÉ-RADCLIFF; C. L. FAGAN; H. G. HOLE; C. B. HORSBRUGH.

Lord ROTHSCHILD described a new subspecies of Ostrich, and made the following remarks:—

The fact that Ostriches inhabited the Syrian Desert and Arabia has been known for a long time—in fact, there are several passages in the Bible relating to this bird.

Some years ago, Mr. J. Aharoni received a number of Ostrich eggs from his Arab hunters from the Syrian Desert, and sent them to Tring. These eggs agree with those of the North-African Ostrich in being smooth and not pitted,



but are much smaller and more highly polished than those of that bird. I at once urged Aharoni to procure for me some adult Syrian Ostriches. He managed to procure a pair of nearly full-grown young ones alive, and as soon as they were fully adult he skinned them and sent them to me.

These birds agree with the so-called *Struthio camelus* Linn. in having the neck and legs light red, and they have the black and white (♂) and brown (♀) plumage peculiar to all Ostriches; but they are distinctly smaller. The bill, though not much shorter, is much narrower, while the tarsus and tail are distinctly shorter. They have the same naked shield on the head as in *S. camelus*, but not a horny shield as in *S. molybdophanes*.

The measurements, as compared with an adult female from Northern Nigeria, are as follows:—

	♂ Syrian Desert.	♀ Syrian Desert.	♀ Nigeria.
Tarsus .....	400 mm.	400 mm.	530 mm.
Bill from gape ....	132 "	111 "	140 "
From front of skull..	75 "	65 "	83 "
Tail .....	330 "	440 "	540 "

Two eggs measure 144 × 112 mm. and 143 × 112 mm. and are more highly polished than those of the North African Ostrich. 13 eggs of the latter are as follows: 175 × 128; 175 × 126; 153 × 127; 153 × 127; 153 × 125; 153 × 132; 153 × 120; 145 × 122; 3 eggs Algeria (Wed Rhin=? Oued Rhir), H. B. Tristram, 152 × 128; 142 × 121; 142 × 125; 2 eggs, Tebba, Niger, 155 × 130; 152 × 130.

Though some of the eggs in this series are even shorter than the Syrian eggs, their great thickness makes their cubic contents still considerably larger.

In the 'Systema Naturæ,' edit. 10, 1758, Linnæus says of his *Struthio camelus*, "Habitat in Syria, Arabia, Lybia, Africa." Therefore, as Syria is placed first, according to modern nomenclatorial ideas, the Syrian Ostrich should be the typical *Struthio camelus* of Linnæus. However, Linnæus does not appear to have described his Ostrich from any given locality and, moreover, all the authors whom he

quotes, viz., Aldrovandus, Dodart, Seba, Willoughby, and Ray, can only have seen specimens from North Africa. On account of this doubt, I therefore think it advisable to continue to call the North African Ostrich *Struthio camelus* Linn., and give a new name to the Syrian bird.

I therefore name this form

*Struthio camelus syriacus*, subsp. nov.

Type, Syrian Desert (J. Aharoni Coll.), in the Tring Museum.

I exhibit eggs of *Struthio camelus camelus* Linn., *S. camelus syriacus* Rothsch., *S. australis* Gurney, and *S. massaicus* Neum.

The following is a key to the males of the five known forms of Ostriches:—

- |   |                              |
|---|------------------------------|
| 1. Neck and legs red .....  | 2.                           |
| Neck and legs leaden blue .....   | 4.                           |
| 2. Head on top hairy, size large .....  | <i>S. massaicus</i> .        |
| Head with naked shield .....  | 3.                           |
| 3. Size larger .....  | <i>S. camelus camelus</i> .  |
| Size smaller .....  | <i>S. camelus syriacus</i> . |
| 4. Size larger, top of head hairy; red on front of<br>tarsus reaching well on to larger toe .....           | <i>S. australis</i> .        |
| Size smaller; top of head with horny shield;<br>red on front of tarsus only reaching end of<br>tarsus ..... | <i>S. molybdophanes</i> .    |

Key to eggs:—

- |   |                              |
|---|------------------------------|
| 1. Eggs smooth, not pitted .....                | 2.                           |
| Eggs pitted .....                               | 3.                           |
| 2. Eggs larger, not so highly polished .....    | <i>S. camelus camelus</i> .  |
| Eggs smaller, highly polished .....             | <i>S. camelus syriacus</i> . |
| 3. Eggs closely pitted, pits smaller .....      | <i>S. australis</i> .        |
| Eggs closely pitted, pits large .....           | <i>S. molybdophanes</i> .    |
| Eggs with pitting more scattered, pits large .. | <i>S. massaicus</i> .        |

DR. ERNST HARTERT exhibited specimens of *Melanocorypha bimaculata* and *Corvus cornix* collected by Col. Meinertzhagen, with their allied forms, and communicated the following notes and descriptions of two new subspecies, on behalf of Col. R. Meinertzhagen:—

I procured a series of five *Melanocorypha*, all shot from one flock on the Wadi Gaza, at Shellal, near Beersheba, on 10.9.17, where these birds watered every evening in thousands.

The south Palestine birds have been compared with *Melanocorypha bimaculata* from India, Persia, and Turkestan, and with Brehm's type of *Melanocorypha rufescens* (Brehm, Vogelfang. p. 120, 1855), a winter bird from the Sudan, and clearly a typical *Melanocorypha b. bimaculata* with a slight rufous tinge.

The Palestine birds differ considerably from *Melanocorypha b. bimaculata*, in both colour and size of bill, and I propose to name them

*Melanocorypha bimaculata gaza*, subsp. nov.

Type in Tring Museum. Male. Shellal. 10.9.17.

Whole upper parts much more rufescent than *M. b. bimaculata*, and the eye-stripe pale buff instead of white. The dark centres of the feathers on the back and crown a redder brown than in *M. b. bimaculata*. The black patches on the sides of the neck are smaller, more confined, and more widely separated. A continuous band of dark brown spots extends across the chest, reaching to nearly two centimetres below the black patches; whereas in *M. b. bimaculata*, these spots never extend across the chest, and are only rarely found at all, even on the sides of the breast. Flanks and breast much darker russet than in *M. b. bimaculata*, the white abdominal patch being smaller. Bill very much shorter and stumpier.

Culmen, from end of feathering, 6 mm. Wing 115 mm.

Wing of 5 specimens:—

2 ♂ .....	115 & 116 mm.
2 ♀ .....	108 & 116 mm.
1 unsexed ...	115 mm.

Culmen of 5 specimens 6 mm. Average culmen of 10 *M. b. bimaculata* 7 mm.

In all the five specimens of *M. bimaculata gaza* the flight-feathers are still in moult, but the body plumage has completed its moult.

I have been able to examine seven specimens of *Corvus cornix* from Palestine (three recently collected by Col. Lord W. Percy, Major W. Portal, and myself and four from the Tring Museum). These birds show such a marked difference from *C. cornix* from Europe, the Balkans, and Egypt, that I propose to separate them under the name of

*Corvus cornix judæus*, subsp. nov.

Type in Tring Museum. Shot at Bir Salem in southern Palestine on 17.12.18. Adult male.

Similar in coloration to *Corvus cornix cornix*, but colour of mantle slightly darker and with a distinct brownish tinge. Bill very much weaker and the whole bird very much smaller. Wing 293 mm.

Wing of 3 males from Palestine ..... 293, 303, 305.

Wing of 3 females from Palestine ... 278, 295, 296.

Wing of one unsexed ..... 293.

*Corvus cornix valachus* Tschusi, described from Rumania and represented at Tring by three specimens, has, if anything, a very slightly lighter mantle than *C. c. cornix*, but in among a large series of the latter can scarcely be distinguished.

Egyptian specimens (5 examined) are indistinguishable from European specimens of *C. c. cornix*.

Wing-measurements.

*C. c. judæus*. 7 examined ..... 293-305

*C. c. cornix* from Egypt. 5 examined ... 308-318

*C. c. valachus* (?). 3 examined ..... 311-312

*C. c. cornix* from N. Europe ..... 320-340

Dr. HARTERT also made the following remarks on the new Guinea-fowl recently described by him in the 'Bulletin':—

At the last meeting of the B. O. C. I made some remarks

on the recently described Guinea-fowl, *Numida sabyi*. Mr. Wallis then told us that he saw in the palace of the Bey of Tunis an ancient Roman mosaic on which two Guinea-fowls were recognizable. This led me to look up some of the literature about these birds in the time of the Romans, and it became clear to me that the bird which I described the other day must be the Guinea-fowl, or one of those which the Romans knew 2000 years ago. They called them, as a rule, Numidian Hens, and they were brought first to Greece and then to Italy by traders from Carthage, and they were said to be commonest near a lake inland of the Bay of Carthage. As Keller noticed, the Romans described their ground-colour as black, while it is greyish in our present domesticated race, which is just one of the differences between the latter and *sabyi*. I therefore conclude that Guinea-fowls were, in the time of the Romans, occurring from Marocco to Tunisia. According to Keller, Guinea-fowls had disappeared and become unknown in Europe in the Middle Ages, but were introduced again to western Europe from West Africa—perhaps first *via* America—in the 16th century. It seems, however, that *N. ptilorhyncha* auct. was also known to the Romans, as Columbella (De rust. lib. 8, cap. 2) says that the Numidian Guinea-fowls differed from the “Meleagrides” in having part of the head reddish and not blue.

This also led me to consider what Linnæus's *Numida meleagris* was. First of all, it is remarkable that not even Reichenow, who accepted the 10th edition of Linnæus, nor anyone ever quoted the first description, which is *Phasianus meleagris*, Syst. Nat. ed. 10, i. 1758, p. 159. The locality is “Africa.” The first quotation is “Hasselquist, Iter, p. 274.” Turning to the latter we find a full description—in fact, the first real good description of any *Numida*; but there can be no doubt that the species described is what we now call *Numida ptilorhyncha*, and it is clearly said that it came from Nubia, from where Nubian traders had brought the specimen described to Egypt. Starting afresh, I should



undoubtedly restrict the name *meleagris* to the Nubian *ptilorhyncha*. Linné, however, adds other quotations which all seem to refer to the domesticated West African species, though most of the descriptions and figures are too vague or too incorrect to show anything more than that some kind of a Guinea-fowl was meant.

The next quotation after Hasselquist is the 'Museum Wormianum, 1655,' where a quite insignificant description is given and an equally bad figure, reproduced from Marcgrave (p. 192, not p. 78 as Linnæus quotes). The latter (1648) is the next quotation; though figure and description are bad, no mention being made of the unspotted chest nor the figure showing it, it is clearly stated that these birds had been brought to Brazil from Sierra Leone. Then comes 'Barrère, av. 79,' where we find a quite insignificant description; then once more the 'Mus. Wormianum'; then 'Olearius,' pl. 15, fig. 3, where a shocking figure is to be seen. Then Ray, who merely quoted from former writers; Albin, who figures a semi-Albinistic domestic Guinea-fowl; Willoughby and Aldrovandi, who neither describe any salient features nor give a locality, more than Africa.

We may thus agree that Linnæus's *Phasianus meleagris* of 1758 and the *Numida meleagris* of 1766 is a mixture of *N. ptilorhyncha* and *meleagris auctorum*; and if the name *meleagris* is not accepted for the West African (now domesticated) species, the latter must be called *N. galeata* Pall., a name expressly given to the species now domesticated in America and Europe.

Mr. W. L. SCLATER described a new Hawk-Eagle from the Cameroons as follows:—

*Spizaëtus batesi*, sp. n.

General colour above dusky black, nearly all the feathers with white bases often showing when the feathers are ruffled or displaced; primaries dusky, becoming blacker towards the tips, the inner webs below the notch white with traces

of dusky bars; tail also dusky with a darker blackish terminal band and four narrow transverse bars; below white throughout with a few black feathers on the sides of the breast, flanks, and thighs; axillaries and tips of the under tail-coverts also black; under wing-coverts mostly dusky, but white along the edge of the wing; wing and tail-feathers whitish below with ill-defined dusky bars and blackish tips.

Third, fourth, and fifth primaries the longest, the fourth slightly exceeding the other two; wing short, the distance between the longest secondaries and the longest primary about 50 mm., while the tarsus is about 75 mm.; tarsus very thickly clothed with feathers well on to the bases of the toes; hind claw very strong and powerful, measuring with dividers from base to tip 35 mm., while the toe itself measures about 25 mm.; the middle toe is only 23 mm.

“Bill black, cere yellow, iris pale yellowish and dark brown, feet yellow, claws black.”

Total length (dried skin) about 600 mm.; wing 320; tail 230; tarsus 75; bill without cere (measured with calipers) 27, with cere 36.

Type, a male, obtained by Mr. G. L. Bates at Bitye, Ja river, alt. 2000 ft., 16 Dec., 1913, in southern Cameroon, while there is another example in the Museum, also a male, collected by Mr. Bates at Efulen on 10 April, 1902.

This last example was described by Sharpe (Bull. B. O. C. xii. 1902, p. 79, and ‘Ibis,’ 1904, p. 102) as the adult of his *Lophotriorchis lucani*, of which up to that time he had only examined young examples; but it is obvious that the Cameroon bird has nothing to do with *L. lucani*, as the shape of the wing, the absence of a crest, and the shape and dimensions of the legs and feet show at once.

Recently Mr. Finch Davies (‘Ibis,’ 1919, p. 167, pl. iii.) has disentangled the history of *L. lucani*, which he believes to be synonymous with *Hieraaëtus ayresi*, and has figured the adult bird. This is entirely distinct from our Cameroon Hawk-Eagle.

I do not think there can be any doubt that the Cameroon

bird is an entirely distinct species, and must be referred to the genus *Spizaetus* as defined in Sharpe's first volume of the 'Catalogue of Birds.'

I do not feel satisfied, however, that the genera of Hawk-Eagles are at all satisfactory as at present constituted, and I hope to return to this matter later on.

Mr. M. J. NICOLL exhibited mounted specimens of *Uragus sibiricus* and *Motacilla personata*, and made the following remarks :—

This male and female, *Uragus sibiricus sibiricus* (Pallas), were shot at Little Common, near Bexhill, on 11 February, 1919.

A third example was shot at the same time and place, but was too much damaged for preservation.

The pair exhibited were brought to Mr. Bristow of St. Leonards-on-Sea, and were seen in the flesh by Mr. W. Ruskin Butterfield.

This seems to be the first occurrence of this species in Europe.

I also exhibit an adult female, *Motacilla alba personata* Gould, shot on some disused brickfields near West St. Leonards, Sussex, on 26 April, 1919, and sent to Mr. Bristow.

I examined this example while in the flesh.

This seems to be the first occurrence of this Eastern Wagtail in Europe.

Mr. P. F. BUNYARD exhibited an interesting nest with eggs of the Lapwing (*Vanellus vanellus*) from Surrey, and made the following remarks :—

The nest was found on the site of a large Scotch Pine plantation which had recently been cut down for trench logs. The eggs were deposited in the centre of a large heap of the bark chips and shavings; they were very conspicuous in their brown background, and could easily

be seen from some distance. I have seen large numbers of nests of this species, but never in such an unusual position.

Mr. CHARLES CHUBB exhibited the first British captured example of the Needle-tailed Swift (*Chætura caudacuta*), which was taken in the parish of Great Horkesley, about four miles from Colchester, Essex, in the month of July, 1846. It was originally the property of the late Mr. Thomas Catchpool, of Highfields, Lexton Road, Colchester. After his death it became the property of his son, Mr. Thomas K. Catchpool, who for some time lived in Leicester and finally at Ronceval, Wanstead, E. 11, where he died in December 1915, and left his collection of birds to his son, Mr. T. C. Pettifor Catchpool.

Mr. CHUBB also exhibited a nest of the Blackbird (*Turdus merula*) which contained four eggs and three of the British Song-Thrush (*Turdus musicus clarkei*), both birds having laid their eggs in the same nest. The nest and eggs were presented to the British Museum by Mr. Denis Hobson, Cadet R.N., of Widecombe, Park Avenue, Watford, Herts, who discovered the nest and found both birds sitting on the nest together.

Mr. CHUBB also described the following new species from British Guiana :—

*Lophotriccus macconnelli*, sp. nov.

*Adult.* Allied to *L. spicifer* (Lafr.), but differs in the entire absence of the double yellow wing-bar, the darker green back, the darker grey on the throat and breast, and the white abdomen.

Total length 94 mm.; exposed culmen 9; wing 50; tail 41; tarsus 16.

*Habitat.* British Guiana.

The type, which is in the McConnell collection, was collected on the Ituribisi River in November 1906.


---

The next Meeting of the Club will be held on Wednesday, the 11th of June, 1919, at PAGANI'S RESTAURANT, 42-48 Great Portland Street, W. ; the Dinner at 7 p.m. Members of the Club intending to dine are requested to inform the Hon. Secretary, Mr. D. A. Bannerman, at 6 Palace Gardens Terrace, W. 8.

[N.B.—Members who intend to make any communication at the next Meeting of the Club are requested to give notice *beforehand* to the Editor at 34 Elsworthy Road, South Hampstead, N.W. 3, and to place in his hands not later than at the meeting MSS. for publication in the Bulletin.]

(Signed)

W. L. SCLATER,	D. SETH-SMITH,	D. A. BANNERMAN,
<i>Chairman.</i>	<i>Editor.</i>	<i>Sec. &amp; Treas.</i>



# BULLETIN

OF THE

## BRITISH ORNITHOLOGISTS' CLUB.

**No. CCXLIV.**



THE two-hundred-and-forty-first Meeting of the Club was held at Pagani's Restaurant, 42-48 Great Portland Street, W., on Wednesday, June 11th, 1919.

*Chairman*: WILLIAM L. SCLATER, M.A.

*Members present*:—E. C. STUART BAKER; D. A. BANNERMAN (*Hon. Secretary*); E. BIDWELL; C. BORRER; P. F. BUNYARD; A. EZRA; Dr. E. HARTERT; Rev. F. C. R. JOURDAIN; G. C. LAMBERT; Dr. H. LANGTON; C. W. MACKWORTH-PRAED; Capt. W. E. F. MACMILLAN; Col. R. MEINERTZ-HAGEN; T. H. NEWMAN; C. OLDHAM; Capt. C. R. S. PITMAN; A. E. PRICE; Col. R. E. WARDLAW RAMSAY; C. B. RICKETT; Lord ROTHSCHILD; D. SETH-SMITH (*Editor*); Major A. G. L. SLADEN; E. FRASER STANFORD; Capt. R. STAPLES-BROWNE; G. de H. VAIZEY; H. F. WITHERBY.

*Guests*:—H. DELMÉ-RADCLIFF; C. E. FAGAN; H. MORLEY FLETCHER.

Mr. W. L. SCLATER made the following remarks in regard to his description of *Spizaetus batesi* published in the last number of the 'Bulletin':—

Since the publication of the description of *Spizaetus batesi*, I regret to say I have found that Cameroon birds described under that name are almost certainly identical with a species described by Cassin (*Proc. Acad. Philad.* 1865, p. 4) under the name *Limnaetus africanus*. Mr. Cassin states that the two examples on which he founded this species were obtained

[June 30th, 1919.]

VOL. XXXIX.

by Mr. DuChaillu on the Ogobeai River, a tributary of the Camma River, in Gaboon. *Spizaetus batesi* must therefore be regarded as a synonym of *Spizaetus africanus* (Cassin).

Mr. D. A. BANNERMAN exhibited a fine new species of Shrike on behalf of Sir Frederick Jackson.

Sir Frederick Jackson described this Shrike as follows:—

*Chlorophoneus andaryæ*, sp. nov.

*Adult male.* Most nearly resembles the adult female of *C. rubiginosus* (Sundev.), but the whole upper surface, cheeks, sides of the neck, and middle pairs of tail-feathers dark leaden-grey; secondaries and outer margins of wing-feathers olive-green tipped with yellow; lores and superciliary stripe white; whole of the under-parts pure white, excepting the chest which is washed with bright buff; outer tail-feathers olive-green widely tipped with yellow; under wing-coverts, quill-lining, and thighs yellow.

Iris brown; bill black; feet blue-grey.

Total length ca. 175 mm.; exposed culmen 13; wing 81; tail 70; tarsus 23.

*Type.* Adult male. Kisubi, Entebbe, Uganda, 4000 ft. 8 October, 1916.

*Obs.*—This Shrike is named after my native collector Andarya.

Mr. Bannerman said that this remarkable Shrike seemed to him to be intermediate between *Laniarius jacksoni* and *Chlorophoneus rubiginosus*. The general colour of the upper-parts was uniform grey, like *L. jacksoni*, but the new species lacked the blackish cap and mantle of that species. The secondaries were, on the other hand, green like *C. rubiginosus*, and the result is a most striking new form. The type has been presented to the British Museum.

Mr. D. A. BANNERMAN also exhibited several remarkably interesting birds, which, although not new forms, he believed to be hitherto unrecorded from the Belgian Congo; and one species, at any rate, was, until now, known from the type only.



He remarked that the birds he had brought for exhibition had been obtained by Dr. Cuthbert Christy, who had spent many months in the Belgian Congo collecting on behalf of the Tervueren Museum. The collection of birds was now temporarily housed in the British Museum and had been placed in his hands to name, in return for which the Natural History Museum was to be permitted to retain a small selection of the skins. The majority of the specimens had been collected in the Welle district and in the Ituri forest; a general account of Dr. Christy's journeys had already appeared in the 'Geographical Journal.'

Mr. Bannerman said that he did not propose to publish in 'The Ibis' or elsewhere a full account of the collection, as he could see very little use in recording the same species time after time from the same district; he proposed, therefore, only to place on record the names of those birds which were either new to the locality, or which, owing to their extreme rarity, would be of interest to the members of the Club. As he had not been at work on this collection very long, he had only a few birds to show as a first instalment from the collection; these were as follows:—

*Centropus efulensis neumanni* Boyd Alexander.

This rare subspecies has hitherto been known from the type only—a bird obtained by Alexander at Angu on the Welle River on the 30th of January, 1906, and described by him in the Bull. B.O.C. vol. xxi. 1908, p. 78.

Dr. Christy has now obtained two examples of this Black-throated Cuckoo, close to the type-locality, in the Belgian Congo:—

a. ♂ adult (No. 1007). Poko, Welle River, 29.vii.1914.

b. Nestling (No. 553). Medje, Ituri Forest, 21.iv.1914.

The adult bird is, as Alexander described it, similar to *C. efulensis* Sharpe, but smaller, and I consider that it can only be a subspecies of the Cameroon bird. Christy's bird has a wing-measurement of 181 mm. as against 171 mm. in the type, also an adult male; while the wing of the only

adult male *C. efulensis* in the National Collection measures 200 mm. and is decidedly worn.

The nestling is hitherto undescribed ; I therefore append the following description :—

Nestling resembles the adult in general coloration, but the mantle and lower back is chestnut, evenly banded with black ; wings similarly coloured, but the black bands are wider apart ; head, back of the neck, and throat black ; the shafts of the feathers glistening black, with a subterminal bar of yellowish white, and the end of each shaft with prolonged horny-white filoplumes, 18–20 mm. in length. Feet black, abnormally large for the size of the bird ; tarsus 27 mm., middle toe and claw 39 mm.

*Merops batesiana* Sharpe.

This magnificent Bee-eater was described by Sharpe from a specimen obtained by Mr. G. L. Bates on the Rio Benito, French Congo.

Since the bird was described, Bates has shot four additional specimens, all on the River Ja, Cameroon ; these are now in the British Museum Collection.

The bird which Dr. Christy obtained is a beautiful male (No. 583), shot at Medje, Ituri Forest, in the Belgian Congo, on the 26th of April, 1914.

Another rare bird which I exhibit is :—

*Caprimulgus batesi* Sharpe.

Dr. Christy shot a single example (♀, No, 1019) at Poko, on the Welle River, in the Belgian Congo, on the 31st of July, 1914.

This considerably extends the range of this handsome Nightjar, which up till now has only been obtained on the River Ja in Cameroon, where Mr. Bates shot four specimens, which are now in the British Museum.

In a more recent collection which Mr. Bates has sent from Cameroon, I find six more skins of this Nightjar, including what I believe to be two young birds. All were obtained on the River Ja.

*Eurystomus glaucurus* Müller

is another species with a curious range.

The type-locality of *E. glaucurus* is Madagascar, and it is found on the neighbouring island of Anjuan. It has also been recorded from Aldabra, where, however, it is apparently only accidental and not resident.

From the African mainland, there are three skins in the British Museum from Nyasaland (Kotakota and Palombi); while Reichenow records it from the late German East Africa (Langenburg, a town at the extreme north of Lake Nyasa), from Pemba Island, and from Portuguese East Africa (Quilimane and Moçambique).

It has now been obtained by Dr. Christy, who shot three specimens, all males, at Poko, on the Welle River, in the extreme north of the Belgian Congo, between the 8th and 13th of July, 1914.

This extends the known range of this species the enormous distance of 1000 miles (1600 kilometres) further north.

*Himantornis hæmatopus whitesidei* Sharpe.

Dr. Christy was fortunate enough to obtain two examples of the rare Rail, a female and an unsexed bird. Both were obtained at Poko on the Welle River, one on the 7th of July and the other on the 2nd of September, 1914. The eye of this species is recorded on the label to be pale dull yellow.

The type was obtained by Mr. Whiteside on the Lulunga River, Congo (1° N. lat., 18° E. long.), in July 1909, and described as a new species by the late Dr. Sharpe in the 'Bulletin' of this Club, vol. xxv. p. 19.

Although a very striking bird, I can only consider it as a subspecies of *Himantornis hæmatopus hæmatopus*.

I can find no record of this Rail having been obtained since the type was secured. Dr. Christy's birds are therefore of very special value, and it is worthy of note that they were obtained a considerable distance from the type-locality.

MR. P. F. BUNYARD exhibited two clutches of four eggs of the Lapwing (*Vanellus vanellus*), which he considered to be

of the true erythristic variety, one from Forfarshire and one from Elgin; he said that very few eggs of this beautiful variety were represented in collections, although they had from time to time turned up in the London Market, mostly singly. Complete and genuine clutches he considered a great rarity, and he could not find any mention of this variety in the earlier works on oology. They did not appear to have been previously described, although briefly referred to in 'British Birds' and also in Dresser's 'Eggs of the Birds of Europe.'

*Description.*—Ground-colour varies from bright reddish to pale red, of a much warmer shade than the reddish form of those of the Golden Plover (*C. apricarius*).

*Markings.*—Dark reddish brown to black, underlying markings ash-grey.

The greenish tinge usually present in the innermost lime-layer of the type-egg is totally absent, and shows through bright red.

The Rev. F. C. R. JOURDAIN said that he had seen much redder eggs of the Lapwing, and would hardly class those exhibited as truly erythristic.

Mr. STUART BAKER agreed with Mr. Jourdain.

Dr. H. LANGTON showed a photograph of a Herring-Gull, which had lived in captivity in Brighton for 37 years. It was taken when adult and destroyed by the will of its owner when the latter died.

Mr. CHARLES CHUBB sent the following description of a new genus, belonging to the family Tyrannidæ:—

**Microcochlearius, gen. nov.**

The species that I propose to separate under the above generic title has the bill flattened, the width at the base is about two-thirds the length of the exposed culmen. The

wing is rounded, the third, fourth, fifth, and sixth primaries longest and subequal, the second about equal to the seventh, and the first about equal to the ninth. The tail is slightly rounded at the tip and about four-fifths the length of the wing. The tarsus is about half the length of the tail, and the middle toe and claw about half the length of the tarsus. Coloration : male and female similar. Type, *M. josephinae* (Chubb).

This species has hitherto been associated with *Euscarthmus*, but it differs entirely from the type of that genus by its much broader bill, which has a fanciful resemblance to that of the genus *Cochlearius*.

Mr. D. A. BANNERMAN described a new race of Babbler from the Welle River in the north Belgian Congo, which he proposed to call:—

*Crateropus tenebrosus claudei*, subsp. nov.

Most nearly allied to *Crateropus tenebrosus tenebrosus* Hartl., but differs from that species in having the entire upper-parts washed with russet-brown. The under-parts are likewise more russet-brown, becoming almost rufous on the flanks and under tail-coverts. The lores are not deep black as in the typical species, and the bill, although equal in length, is decidedly finer. The feathers of the throat and upper breast have uniform dark brown centres, and are margined with russet-brown, instead of with grey as in *C. tenebrosus tenebrosus*. Moreover, these scale-like feathers with the dark middles and light margins do not continue far down the breast as they do in the typical form.

Iris yellowish white; bill black; legs and feet (in the dried skin) dark reddish-brown.

Wing 112 mm.; tail 111 (measured from middle of central pair of rectrices); bill 21.5; tarsus 34.

♂ adult, No. 1125. Poko, Welle River, N. Belgian Congo, 13.viii.14. Collector Dr. Cuthbert Christy.

*Obs.*—Only two specimens of this new Babbler were

obtained. No. 1125 is the type. The paratype, No. 1126, was obtained at the same place and on the same day.

I have named this Babbler in honour of Major Claude H. B. Grant, whose fine paper in 'The Ibis,' 1915, has done so much to simplify the working out of African bird collections.

---

The next Meeting of the Club will be held on Wednesday, the 8th of October, 1919, at PAGANI'S RESTAURANT, 42-48 Great Portland Street, W.; the Dinner at 7 p.m. Members of the Club intending to dine are requested to inform the Hon. Secretary, Mr. D. A. Bannerman, at 6 Palace Gardens Terrace, W. 8.

[N.B.—Members who intend to make any communication at the next Meeting of the Club are requested to give notice *beforehand* to the Editor at 34 Elsworthy Road, South Hampstead, N.W. 3, and to place in his hands not later than at the meeting MSS. for publication in the Bulletin.]

(Signed)

W. L. SCLATER,  
*Chairman.*

D. SETH-SMITH,  
*Editor.*

D. A. BANNERMAN,  
*Sec. & Treas.*

# INDEX.

[Names of new species and subspecies are indicated by clarendon type  
under the generic entry only.]

- Acanthiza pusilla apicalis*, 23.  
 ——— **peroni**, subsp. n., 23.  
*adelix*, *Pygoscelis*, 66, 67.  
*Ægithalos caudatus pyrenaicus*, 40.  
*affinis*, *Corvus*, 21.  
*africana*, *Carduelis*, 48.  
*africanus*, *Limnaetus*, 93.  
 ———, *Spizaetus*, 94.  
*alba personata*, *Motacilla*, 89.  
*albifrons*, *Manikup*, 42.  
 ———, *Pithys*, 42.  
*albigularis a.*, *Synallaxis*, 60.  
 ——— *josephinae*, *Synallaxis*, 60.  
*Alcedo asiatica*, 36, 37.  
 ——— *beavani*, 36, 38.  
 ——— *meninting*, 36.  
 ——— *asiatica*, 38, 39.  
 ——— *callina*, 38.  
 ——— **coltarti**, subsp. n., 39.  
 ——— *meninting*, 37.  
 ——— *rufigastra*, 39.  
 ——— **scintillans**, subsp. n., 38.  
 ——— *subviridis*, 40.  
 ——— *rufigastra*, 37, 39.  
*Alectoris rufa hispanica*, 49.  
 ——— *intercedens*, 49.  
*alexandrinus*, *Charadrius*, 49.  
*andaryæ*, *Chlorophoneus*, 94.  
*annamensis*, *Poliopsar leucocephalus*  
 77, 78.  
*Anthoscopus pendulinus*, 6.  
*apicalis*, *Acanthiza pusilla*, 23.  
*archeri*, *Buteo jakal*, 17.  
*asiatica*, *Alcedo*, 36, 37.  
 ———, *Alcedo meninting*, 38, 39.  
*atricapillus pallidior*, *Philydor*, 60.  
*augur*, *Buteo jakal*, 17, 18.  
*avereiventris incæ*, *Pseudochloris*, 71.  
*australis*, *Struthio*, 83.  
**Automolus turdinus maccon-**  
**neli**, subsp. n., 60.
- Automolus turdinus turdinus*, 60.  
*ayresi*, *Hieraaetus*, 88.
- babaulti*, *Scotocichla fuscicapilla*, 69.  
*bahix*, *Sclerurus mexicanus*, 42.  
*hartletti*, *Dendrocincla*, 51.  
*batesi*, *Caprimulgus*, 96.  
 ———, *Spizaetus*, 87, 93.  
*batesiana*, *Merops*, 96.  
*beavani*, *Alcedo*, 36, 38.  
*belli*, *Urodynamis taitensis*, 24.  
**Bhringa remifer peracensis**,  
 subsp. n., 18.  
 ——— *remifer*, 18.  
*bimaculata*, *Melanocorypha*, 84.  
 ——— *gaza*, *Melanocorypha*, 84.  
 Blackcap, 5.  
*brachydactyla lusitanica*, *Certhia*, 48.  
 ——— *ultramontana*, *Certhia*, 48.  
*brachyrhynchus*, *Corvus*, 21.  
*brachyurus*, *Corvus*, 21.  
*brunneicauda*, *Synallaxis*, 78.  
*brunneicaudalis*, *Synallaxis*, 78.  
*buchanani*, *Serinus*, 50, 59.  
 Bunting, *Reed*, 66.  
*Buteo jakal*, 18.  
 ——— **archeri**, subsp. n., 17.  
 ——— *augur*, 17.
- Caccabis rufus hispanica*, 49.  
*callina*, *Alcedo meninting*, 38.  
*Calophasis mikado*, 78.  
*cambodianus*, *Poliopsar leucocephalus*,  
 78.  
*camelus*, *Struthio*, 83.  
 ——— *syriacus*, *Struthio*, 83.  
*cannabina mediterranea*, *Carduelis*,  
 48.  
*canus gyldenstolpei*, *Picus*, 19.  
*Caprimulgus batesi*, 96.

- Carduelis cannabina mediterranea*, 48.  
 — *carduelis africana*, 48.  
 — — *parva*, 47.  
 — — *weigoldi*, 47.  
*carolinensis*, *Querquedula*, 5.  
*catarrhactes*, *Megalestris*, 55, 56.  
*caudacuta*, *Chætura*, 90.  
*caudatus pyrenaicus*, *Ægithalos*, 40.  
*cayoensis*, *Xenops genibarbis*, 52.  
*Centropus efulensis neumanni*, 95.  
*Certhia brachydactyla lusitanica*, 48.  
 — — *ultramontana*, 48.  
*certus*, *Sclerurus mexicanus*, 41.  
*Chætura caudacuta*, 90.  
**Chaffinch**, 58.  
*Charadrius alexandrinus*, 49.  
 — *d. curonicus*, 49.  
*Chloris chloris*, 6.  
 — — *chlorotica*, 6.  
*chlorophæa*, *Rhinortha*, 77.  
 — *fuscigularis*, *Rhinortha*, 77.  
**Chlorophoneus andaryæ**, sp. n., 94.  
 — *rubiginosus*, 94.  
*chlorotica*, *Chloris chloris*, 6.  
*Cinnyris osea*, 6.  
*clarkei*, *Turdus musicus*, 90.  
*claudei*, *Crateropus tenebrosus*, 99.  
*cærulea*, *Pitta cærulea*, 20.  
*cærulifrons*, *Cyornis magnirostris*, 8.  
*coltarti*, *Alcedo meninting*, 39.  
*cornix*, *Corvus*, 83.  
 — *judæus*, *Corvus*, 85.  
 — *valachus*, *Corvus*, 85.  
*Corvus affinis*, 21.  
 — *brachyrhynchus*, 21.  
 — *brachyurus*, 21.  
 — *cornix*, 83, 85.  
 — — *judæus*, subsp. n., 85.  
 — — *valachus*, 85.  
 — — *rhipidurus*, nom. n., 21.  
**Crateropus tenebrosus claudei**, subsp. n., 99.  
 — — *tenebrosus*, 99.  
*Crossoptilon mantchuricum*, 17.  
 Cuckoo, 78.  
*Cuculus fasciolatus*, 46.  
 — *pravata*, 46.  
 — *rufovittatus*, 46.  
 — *sonnerati*, 47.  
 Curlew, Slender-billed, 5.  
*curonicus*, *Charadrius*, 49.  
*curvirostra*, *Loxia*, 36.  
*Cyanops duvaceli cyanotis*, 20.  
 — — *duvaceli*, 20.  
 — — *robinsoni*, subsp. n., 20.  
*cyanotis*, *Cyanops duvaceli*, 20.  
*Cyornis magnirostris*, 7.  
 — — *cærulifrons*, subsp. n., 8.
- Dendrocincla bartletti*, 51.  
 — *fuliginosa fuliginosa*, 52.  
 — — *wallacei*, subsp. n., 52.  
 — *longicauda guianensis*, subsp. n., 61.  
 — — *longicauda*, 60.  
 — *merula*, 52.  
 — *spixi*, 71.  
*Didus solitarius*, 16.  
*Diomedea exulans rothschildi*, 23.  
 — — *westralis*, subsp. n., 23.  
**Dipper**, 65.  
*discors*, *Querquedula*, 35.  
*donaldsoni*, *Serinus*, 51.  
*duvaceli*, *Cyanops duvaceli*, 20.  
 — *cyanotis*, *Cyanops*, 20.  
 — *duvaceli*, *Cyanops*, 20.  
 — *robinsoni*, *Cyanops*, 20.
- efulensis neumanni*, *Centropus*, 95.  
*Erithacus rubecula melophilus*, 48.  
*erythrocerus guianensis*, *Philydor*, 60.  
*europæa*, *Pyrrhula*, 48.  
*Eurystomus glaucurus*, 97.  
*exulans rothschildi*, *Diomedea*, 23.  
 — *westralis*, *Diomedea*, 23.
- Falco rufigularis pax**, subsp. n., 22.  
 — — *petoensis*, subsp. n., 22.  
*fasciolatus*, *Cuculus*, 46.  
*fuliginosa*, *Dendrocincla*, 52.  
 — *wallacei*, *Dendrocincla*, 52.  
*fuscicapilla*, *Scotocichla*, 69.  
 — *babaulti*, *Scotocichla*, 69.  
*fuscigularis*, *Rhinortha chlorophæa*, 77.  
*fuscus*, *Thripobrotus*, 71.
- galeata*, *Numida*, 87.  
**Gampsonyx swainsonii leonæ**, subsp. n., 22.  
 — — *magnus*, subsp. n., 21.  
 — — *swainsonii*, 21.  
*gaza*, *Melanocorypha bimaculata*, 84.  
*genibarbis cayoensis*, *Xenops*, 52.  
 — *mexicanus*, *Xenops*, 52.  
*glaucurus*, *Eurystomus*, 97.  
 Grebe, Little, 65.  
 Grouse, 57, 58.  
*guianensis*, *Dendrocincla longicauda*, 60.  
 — — *Philydor erythrocerus*, 60.  
*gyldestolpei*, *Picus canus*, 19.
- hæmatopus whitesidei*, *Himantornis*, 97.  
**Harriers**, Marsh, 35.  
*hartogi*, *Leggeornis lamberti*, 24.  
**Hedge-Sparrow**, 59, 78.  
*hibernans*, *Sawicola*, 48.



- Hieraaëtus ayresi*, 88.  
*Himantornis hæmatopus whitesidei*, 97.  
*hispanica*, *Alectoris*, 49.  
 —, *Caccabis rufa*, 49.  
 —, *xanthomelæna*, *Enanthe*, 6.  
*Histrionicus histrionicus*, 3, 4.  
*hodgsoni*, *Thereiceryx lineatus*, 19.  
*hosei*, *Pitta cærulea*, 20.  
 House-Martin, 58.  
*Hypocnemis*, 59.  
 — *nævia*, 60.  
 — *nævioides*, 60.  
 — *ochracea*, 60.  
 — *punctulata*, 60.  
 — *theresæ*, 60.  
  
*incæ*, *Pseudochloris aureiventris*, 71.  
*incognita*, *Poliopsar leucocephalus*, 78.  
*intercedens*, *Alectoris rufa*, 49.  
*intermedius*, *Thereiceryx lineatus*, 19.  
  
*jacksoni*, *Laniarius*, 94.  
*jakal*, *Buteo*, 18.  
 — *archeri*, *Buteo*, 17.  
 — *augur*, *Buteo*, 17.  
*josephinae*, *Synallaxis albicularis*, 60.  
*judæus*, *Corvus cornix*, 85.  
  
*Lagopus scoticus*, 8.  
*lamberti hartogi*, *Leggeornis*, 24.  
 — *occidentalis*, *Leggeornis*, 24.  
*Laniarius jacksoni*, 94.  
 Lapwing, 59.  
**Leggeornis lamberti hartogi**,  
 subsp. n., 24.  
 — *occidentalis*, 24.  
*leonæ*, *Gampsonyx swainsonii*, 22.  
*leucocephalus*, *Poliopsar leucocephalus*,  
 78.  
 — *annamensis*, *Poliopsar*, 77, 78.  
 — *cambodianus*, *Poliopsar*, 78.  
 — *incognita*, *Poliopsar*, 78.  
 — *leucocephalus*, *Poliopsar*, 78.  
**Leucopternis ghisbreghti**  
**costaricensis**, subsp. n., 76.  
 — *ghisbreghti*, 76.  
*Limnaetus africanus*, 93.  
*lineatus hodgsoni*, *Thereiceryx*, 19.  
 — *intermedius*, *Thereiceryx*, 19.  
 — *lineatus*, *Thereiceryx*, 19.  
 Linnæus, 65.  
*longicauda*, *Dendrocincla*, 60.  
 — *guyanensis*, *Dendrocincla*, 60.  
**Lophotriccus macconnelli**,  
 sp. n., 90.  
 — *spicifer*, 90.  
*Lophotriorchis lucani*, 88.  
*Loxia curvirostra*, 36.  
*lucani*, *Lophotriorchis*, 88.  
  
*lusitanica*, *Certhia brachydactyla*, 48.  
*luteocephala*, *Pseudochloris*, 70.  
  
*macconnelli*, *Automolus turdinus*, 60.  
 —, *Lophotriccus*, 90.  
 —, *Sclerurus mexicanus*, 41.  
 —, *Synallaxis*, 78.  
 McCormack's Skua, 67.  
*magnirostris*, *Cyornis*, 7.  
 — *cærulifrons*, *Cyornis*, 8.  
*magnus*, *Gampsonyx swainsonii*, 21.  
*Manikup albifrons*, 42.  
*mantchuricum*, *Crossoptilon*, 17.  
 Marsh-Harriers, 35.  
 Martin, House, 58.  
*massaicus*, *Struthio*, 83.  
*mediterranea*, *Carduelis cannabina*, 48.  
*Megalestris catarrhactes*, 55, 56.  
*Melanocorypha bimaculata bimaculata*,  
 83.  
 — *gaza*, subsp. n., 84.  
 — *rufescens*, 84.  
*meleagris*, *Numida*, 68, 69, 86.  
 — *marchei*, *Numida*, 69.  
 —, *Phasianus*, 86.  
*melophilus*, *Erithacus rubecula*, 48.  
*meninting*, *Alcedo*, 36, 37.  
 — *asiatica*, *Alcedo*, 38, 39.  
 — *callina*, *Alcedo*, 38.  
 — *coltarti*, *Alcedo*, 39.  
 — *rufigastrea*, *Alcedo*, 39.  
 — *scintillans*, *Alcedo*, 38.  
 — *subviridis*, *Alcedo*, 40.  
*merganser*, *Mergus*, 58.  
*Mergus merganser*, 58.  
 — *serrator*, 58.  
 Merlin, 64.  
*Merops batesiana*, 96.  
*merula*, *Dendrocincla*, 52.  
*mexicanus*, *Sclerurus mexicanus*, 41.  
 — *bahia*, *Sclerurus*, 42.  
 — *certus*, *Sclerurus*, 41.  
 — *macconnelli*, *Sclerurus*, 41.  
 — *mexicanus*, *Sclerurus*, 41, 42.  
 — *peruvianus*, *Sclerurus*, 41.  
 —, *Xenops genibarbis*, 52.  
**Microcochlearius**, gen. n., 98.  
 — *josephinae*, 99.  
*mikado*, *Calophasis*, 78.  
*Milvus milvus*, 3, 4.  
*molybdophanes*, *Struthio*, 83.  
*Motacilla alba personata*, 89.  
 — *personata*, 89.  
*musicus clarkei*, *Turdus*, 90.  
*Myrmornis*, 71.  
 — *torquata*, 71.  
  
*nævia*, *Hypocnemis*, 60.  
*nævioides*, *Hypocnemis*, 60.

- neumanni*, *Centropus efulensis*, 95.  
 Nightingale, Eastern, 5.  
 Nightjar, 66.  
*nigricollis*, *Podiceps*, 28-35.  
*Numida galeata*, 87.  
 ——— *meleagris*, 68, 69, 86.  
 ——— *marchei*, 69.  
 ——— *ptilorhyncha*, 86.  
 ——— *sabyi*, sp. n., 69, 86.
- obscura*, *Prunella*, 48.  
*occidentalis*, *Leggeornis lamberti*, 24.  
 ———, *Prunella*, 49.  
*ochracea*, *Hypocnemis*, 60.  
*Enanthe hispanica xanthomelæna*, 6.  
*osea*, *Cinnyris*, 6.
- pallidior*, *Philydor atricapillus*, 60.  
*parva*, *Carduelis*, 47.  
*pax*, *Falco rufifigularis*, 22.  
*pendulinus*, *Anthoscopus*, 6.  
*Penthoceryx sonnerati*, 47.  
 ——— *pravati*, 46.  
 ——— *sonnerati*, 45.  
 ——— *venustus*, 46.  
 ——— *waiti*, subsp. n., 47.  
*peracensis*, *Bhringa remifer*, 18.  
*peroni*, *Acanthiza pusilla*, 23.  
*personata*, *Motacilla*, 89.  
*peruvianus*, *Sclerurus mexicanus*, 41.  
*petoensis*, *Falco rufifigularis*, 22.  
*Phasianus meleagris*, 86.  
*philetes*, *Urodynamis taitensis*, 24.  
**Philydor atricapillus pallidior**, subsp. n., 60.  
 ——— *erythrocerus erythrocerus*, 60.  
 ——— *guianensis*, subsp. n., 60.  
*Picolaptes*, 71.  
 ——— *spiri*, 71, 72.  
 ——— *tenuirostris*, 72.
- Picus canus gyldenstolpei**, subsp. n., 19.  
*Pithys albifrons*, 42.  
*Pitta cærulea cærulea*, 20.  
 ——— *hosei*, subsp. n., 20.  
*Podiceps nigricollis*, 28-35.  
**Poliolæma**, gen. n., 42.  
 ——— *assimilis*, 42.  
 ——— *berlepschi*, 42.  
 ——— *cinereiventris*, 42.  
 ——— *guttata*, 42.  
 ——— *hauxwelli*, 42.  
 ——— *hellmayrii*, 42.
- Poliopsar leucocephalus annamensis**, subsp. n., 77, 78.  
 ——— *cambodianus*, 78.  
 ——— *incognita*, 78.  
 ——— *leucocephalus*, 78.
- Pratincole, 5.
- pravata*, *Cuculus*, 46.  
 ———, *Penthoceryx sonnerati*, 46.  
*Prunella m. obscura*, 48.  
 ——— *occidentalis*, 49.  
*Pseudochloris aureiventris acaureiventris*, 71.  
 ——— *incæ*, subsp. n., 71.  
 ——— *luteocephala*, 70.  
 ——— *salvini*, sp. n., 70.  
*Pterocles senegallus*, 27.  
*ptilorhyncha*, *Numida*, 86.  
*punctulata*, *Hypocnemis*, 60.  
*pusilla peroni*, *Acanthiza*, 23.  
*Pygoscelis adeliæ*, 66, 67.  
*pyrenaicus*, *Ægithalos caudatus*, 40.  
*Pyrrhula pyrrhula europæa*, 48.
- Querquedula carolinensis*, 5.  
 ——— *discors*, 35.  
 ——— *querquedula*, 5.
- Reed-Bunting, 66.  
*remifer peracensis*, *Bhringa*, 18.  
 ——— *remifer*, *Bhringa*, 18.  
*Rhinortha chlorophæa chlorophæa*, 77.  
 ——— *fuscifigularis*, subsp. n., 77.  
*rhypidurus*, *Corvus*, 21.  
*Rhopoterpe*, 71.  
*robinsoni*, *Cyanops duvaceli*, 20.  
*rothschildi*, *Diomedea exulans*, 23.  
*rubecula melophilus*, *Erihacus*, 48.  
*rubiginosus*, *Chlorophoneus*, 94.  
*rufa hispanica*, *Caccabis*, 49.  
 ——— *intercedens*, *Alectoris*, 49.  
*rufescens*, *Melanocorypha*, 84.  
*rufigastra*, *Alcedo*, 37, 39.  
 ———, *Alcedo meninting*, 39.  
*rufifigularis pax*, *Falco*, 22.  
 ——— *petoensis*, *Falco*, 22.  
*rufovittatus*, *Cuculus*, 46.
- sabyi*, *Numida*, 69, 86.  
*salvini*, *Pseudochloris*, 70.  
*Saxicola t. hibernans*, 48.  
*scintillans*, *Alcedo meninting*, 38.  
**Sclerurus mexicanus bahiæ**, subsp. n., 42.  
 ——— *certus*, subsp. n., 41.  
 ——— *macconnelli*, subsp. n., 41.  
 ——— *mexicanus*, 41, 42.  
 ——— *peruvianus*, subsp. n., 41.
- scoticus*, *Lagopus*, 8.  
**Scotocichla fuscicapilla babaulti**, subsp. n., 69.  
 ——— *fuscicapilla*, 69.

- senegallus*, *Pterocles*, 27.  
**Serinus buchmanani**, sp. n., 50, 59.  
 — *donaldsoni*, 51.  
*serrator*, *Mergus*, 58.  
 Shrike, Red-backed, 65.  
*sibiricus*, *Uragus*, 89.  
 Skua, McCormack's, 67.  
*solitarius*, *Didus*, 16.  
*sonnerati*, *Cuculus*, 47.  
 —, *Penthoceryx*, 47.  
 — *pravata*, *Penthoceryx*, 46.  
 — *sonnerati*, *Penthoceryx*, 45.  
 — *venustus*, *Penthoceryx*, 46.  
 — *waiti*, *Penthoceryx*, 47.  
 Sparrow-Hawk, 65.  
*spicifer*, *Lophotriccus*, 90.  
*spixi*, *Dendrorhina*, 71.  
 —, *Picolaptes*, 71, 72.  
*Spizaetus africanus*, 94.  
 — *batesi*, sp. n., 87, 93.  
**Stictomyrmornis**, gen. n., 59.  
*Struthio australis*, 83.  
 — *camelus*, 83.  
 — — *syriacus*, subsp. n., 83.  
 — *massaicus*, 83.  
 — *molybdophanes*, 83.  
*subviridis*, *Alcedo meninting*, 40.  
*swainsonii*, *Gampsonyx*, 21, 22.  
 — *leonæ*, *Gampsonyx*, 22.  
 — *magnus*, *Gampsonyx*, 21.  
*Synallaxis albigularis albigularis*, 60.  
 — — *josephinae*, subsp. n., 60.  
 — *brunneicauda*, 78.  
 — *brunneicaudalis*, 78.  
 — *macconnelli*, sp. n., 78.  
*syriacus*, *Struthio camelus*, 83.  
  
*taitensis belli*, *Urodynamis*, 24.  
 — *philetes*, *Urodynamis*, 24.  
*tenebrosus claudei*, *Crateropus*, 99.  
 — *tenebrosus*, *Crateropus*, 99.  
*tenuirostris*, *Picolaptes*, 72.  
 —, *Thripobrotus*, 71.  
  
*Thereiceryx lineatus hodgsoni*, 19.  
 — — *intermedius*, subsp. n.,  
 19.  
 — — *lineatus*, 19.  
*theresæ*, *Hypocnemis*, 60.  
*Thripobrotus*, 71.  
 — *fuscus*, 71.  
 — *tenuirostris*, 71.  
*torquata*, *Myrmornis*, 71.  
*turdinus macconnelli*, *Automolus*, 60.  
 — *turdinus*, *Automolus*, 60.  
*Turdus musicus clarkei*, 90.  
  
*ultramontana*, *Certhia brachydactyla*,  
 48.  
*Uragus sibiricus*, 89.  
 — — *sibiricus*, 89.  
**Urodynamis taitensis belli**,  
 24.  
 — — *philetes*, 24.  
  
*valachus*, *Corvus cornix*, 85.  
*Vanellus vanellus*, 8, 89, 97.  
*venustus*, *Penthoceryx sonnerati*, 46.  
  
*waiti*, *Penthoceryx sonnerati*, 47.  
*wallacei*, *Dendrocincla fuliginosa*, 52.  
*weigoldi*, *Carduelis carduelis*, 47.  
*westralis*, *Diomedea exulans*, 23.  
*whitesidei*, *Himantornis hæmatopus*,  
 97.  
 Wryneck, 5.  
  
*xanthomelæna*, *Ænanthe hispanica*,  
 6.  
**Xenops genibarbis cayoensis**,  
 subsp. n., 52.  
 — — *mexicanus*, 52.  
*Xyphorhynchus*, 71.



Birds


# BULLETIN

OF THE

## BRITISH ORNITHOLOGISTS' CLUB.

EDITED BY

DAVID SETH-SMITH, F.Z.S.



---

VOLUME XL.

SESSION 1919-1920.

---

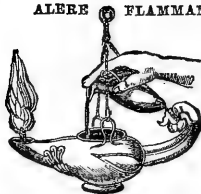
LONDON:

WITHERBY & CO., 326 HIGH HOLBORN.

---

1920.

ALERE FLAMMAM.



PRINTED BY TAYLOR AND FRANCIS,  
RED LION COURT, FLEET STREET.

## PREFACE.

---

THE meeting of the Club arranged to be held in October 1919 did not take place on account of the railway strike, thus only eight instead of the usual nine meetings have been held during the past Session. In spite of this, however, the total number of attendances has been 369, as compared with 319 in the previous Session.

A large number of new forms have been described, many most useful discussions have taken place, and the interest taken in the meetings has been fully maintained.

Perhaps the most noteworthy exhibit during the past Session has been that of the extraordinary collection of birds from East Africa and Uganda, brought home by Dr. Van Someren; while a very striking exhibition was given at the May meeting by Lord Rothschild, of a full-sized reconstruction model of the Moa (*Dinornis maximus*).

At the February meeting Mr. Stuart Baker delivered a very valuable address on "the value of subspecies to the Field Naturalist," and the March meeting was as usual held in conjunction with the Annual Dinner of the B. O. U., and devoted to an exhibition of lantern-slides.

In the absence abroad of the Chairman, Mr. W. L. Sclater, Lord Rothschild has kindly acted as such during the whole of the past Session.

With the conclusion of the present volume the Editor's term of five years of office comes to a close, and his successor will be elected at the Annual General Meeting which is to take place on October 13th next.

(Signed) D. SETH-SMITH,  
*Editor.*

*London, July 1920.*



R U L E S  
OF THE  
BRITISH ORNITHOLOGISTS' CLUB.

*(As amended, November 12th, 1919.)*

---

I. This Club was founded for the purpose of facilitating the social intercourse of Members of the British Ornithologists' Union. Any Ordinary Member of that Union can become a Member of this Club on payment (to the Treasurer) of an entrance fee of *One Pound* and a subscription of *Seven Shillings and Sixpence* for the current Session. Resignation of the Union involves resignation of the Club.

II. Members who have not paid their subscriptions before the last Meeting of the Session, shall cease, *ipso facto*, to be Members of the Club, but may be reinstated on payment of arrears.

III. Ordinary Members of the British Ornithologists' Union may be introduced as Visitors at the Meetings of the Club, but every Member of the Club who introduces a Member of the B. O. U. as a Visitor (to the dinner or to the Meeting afterwards) shall pay *One Shilling* to the Treasurer *on each occasion*.

IV. No gentleman shall be allowed to attend the Meetings of the Club as a guest on more than three occasions during any single Session.

V. The Club shall meet, as a rule, on the Second Wednesday in every Month, from October to June inclusive, at such hour and place as may be arranged by the Committee. At these Meetings papers upon ornithological subjects shall be read, specimens exhibited, and discussion invited.

VI. An Abstract of the Proceedings of the B. O. C. shall be printed as soon as possible after each Meeting, under the title of the 'Bulletin of the British Ornithologists' Club,' and distributed gratis to every Member *who has paid his subscription*. Copies of this Bulletin shall be published and sold at *One Shilling* each.

Descriptions of new species may be added to the last page of the 'Bulletin,' although such were not communicated at the Meeting of the Club. This shall be done at the discretion of the Editor and so long as the publication of the 'Bulletin' is not unduly delayed thereby.

Any person speaking at a Meeting of the Club shall be allowed subsequently to amplify his remarks in the 'Bulletin'; but no fresh matter shall be incorporated with such remarks.

VII. The affairs of this Club shall be managed by a Committee, to consist of the Chairman, who shall be elected for five years, at the end of which period he shall not be eligible for re-election for the next term, the Editor of the 'Bulletin,' who shall be elected for five years, at the end of which period he shall not be eligible for re-election for the next term, the Secretary and Treasurer, who shall be elected for a term of one year, but shall be eligible for re-election, with four other Members, the senior of whom shall retire each year, and every alternate year that member who has attended the Committee meetings least often shall also retire. Officers and Members of the Committee shall be elected by the Members of the Club at a General Meeting, and the names of such Officers and Members of Committee, nominated for the ensuing year, shall be circulated with the preliminary notice convening the General Meeting at least two weeks before the Meeting. Should any Member wish to propose another candidate, the nomination of such, signed by at least two Members, must reach the Secretary at least one clear week before the Annual General Meeting.

Amendments to the Standing Rules of the Club, as well as very important or urgent matters, shall be submitted to Members, to be voted upon at a General Meeting.

VIII. A General Meeting of the B. O. C. shall be held on the day of the October Meeting of each Session, and the Treasurer shall present thereat the Balance-sheet and Report; and the election of Officers and Committee, in so far as their election is required, shall be held at such Meeting.

IX. Any Member desiring to make a complaint of the manner in which the affairs of the Club are conducted must communicate in writing with the Chairman, who will call a Committee Meeting to deal with the matter.

---

#### COMMITTEE 1919-1920.

W. L. SCLATER, M.A., *Chairman.*

DAVID SETH-SMITH, *Editor of the 'Bulletin.'*

Dr. PHILIP GOSSE, *Secretary and Treasurer.*

Colonel STEVENSON CLARKE, C.B.

H. MUNT.

The Lord ROTHSCHILD, Ph.D., F.R.S. (*Vice-Chairman*).

The Rev. F. C. R. JOURDAIN, M.A.

# LIST OF MEMBERS.

JUNE 1920.

---

- ADAMS, ERNEST E. ; Lloyd's, Royal Exchange, E.C. 3.  
ALEXANDER, H. G. ; Lingbar, Cranbrook, Kent.  
APLIN, OLIVER VERNON ; Bloxham, Banbury, Oxon.  
ARNOLD, E. C. ; 29 Grove Road, Eastbourne.  
ARUNDEL, Major W. B. ; High Ackworth, Pontefract.  
BAKER, E. C. STUART, J.P., F.Z.S., F.L.S. ; 6 Harold Road, Upper  
Norwood, S.E. 19.  
BAKER, Dr. J. C., M.B., B.A. ; Ceely House, Aylesbury.  
BANNERMAN, DAVID A., M.B.E., B.A. ; 6 Palace Gardens Terrace,  
W. 8 ; and British Museum (Natural History), S.W. 7.  
BARCLAY, HUGH GURNEY ; Colney Hall, Norwich.  
BAYNES, GEORGE K. ; 120 Warwick Street, S.W. 1.  
BIDWELL, EDWARD ; 1 Trig Lane, Upper Thames Street, E.C. 4.  
BLAAUW, F. E., C.M.Z.S. ; Gooilust, s'Graveland, Noord-Holland.  
BONHOTE, JOHN LEWIS, M.A., F.L.S. ; Park Hill House, Park Hill,  
Carshalton, Surrey.  
BOORMAN, S. ; Heath Farm, Send, Woking, Surrey.  
BOOTH, H. B. ; "Ryhill," Ben Rhydding.  
BORREB, C. D. ; 6 Durham Place, Chelsea, S.W. 3.  
BOYD, A. W. ; Frandley House, near Northwich.  
BRADFORD, A. D. ; Upton Lodge, Watford.  
BRADFORD, Sir J. ROSE, F.R.S. ; 8 Manchester Square, W. 1.  
BRIGGS, T. H. ; Rock House, Lynmouth R.S.O., Devon.  
BRISTOWE, B. A. ; Ashford Farm, Stoke D'Abernon, Cobham,  
Surrey.  
BUCHANAN, Capt. E. M. MURRAY ; Leny, Callander, N.B.  
BUNYARD, P. F., F.Z.S. ; 57 Kidderminster Road, Croydon.  
BUXTON, ANTHONY ; Knighton, Buckhurst Hill, Essex.  
BUXTON, P. A. ; 31 Grange Road, Cambridge.  
CARROLL, CLEMENT JOSEPH ; Rocklow, Fethard, Co. Tipperary,  
Ireland.  
CHASE, R. W. ; Herne's Nest, Bewdley, Worcestershire.  
CHEESEMAN, Major R. E. ; 27 Cheyne Walk, Chelsea, S.W. 3.

- CHUBB, CHARLES; British Museum (Natural History), Cromwell Road, S.W. 7.
- CLARKE, Brig.-General GOLAND VAN HOLT, D.S.O.; Brook House, Hayward's Heath, Sussex.
- CLARKE, JOHN P. STEPHENSON; Borde Hill, Cuckfield, Sussex.
- CLARKE, Col. STEPHENSON ROBERT, C.B.; Borde Hill, Cuckfield, Sussex.
- CLARKE, WILLIAM EAGLE, LL.D., F.R.S.E., F.L.S. (*President B. O. U.*); Royal Scottish Museum, Edinburgh.
- COLES, RICHARD EDWARD; Rosebank, New Milton S. O., Hants.
- COLLETT, A. K.; 5 Stone Buildings, Lincoln's Inn, W.C. 2.
- COLLIER, CHARLES; Bridge House, Culmstock, Devon.
- COLTART, Dr. HENRY N.; Field House, Epsom.
- CONGREVE, Major, W. M., R.A.; The Forest, Kerry, Montgomeryshire.
- CURTIS, FREDERICK, F.R.C.S.; Alton House, Redhill, Surrey.
- DAVIDSON, J.; 32 Drumsheugh Gardens, Edinburgh.
- DAVIS, K. J. ACTON, F.R.C.S.; 24 Upper Berkeley Street, W. 1.
- DELACOUR, M. JEAN; Chateau Cleres (Seine-Inf.), France.
- DELME-RADCLIFFE, Lieut.-Col. H.; Vine Close, Wimborne, Dorset.
- DOBBIE, JAMES B.; 12 South Inverleith Avenue, Edinburgh.
- DOBIE, WILLIAM HENRY, M.R.C.S.; 2 Hunter Street, Chester.
- EARLE, EDWARD V.; Riverside, South Darenth, Kent.
- ELLIOT, EDMUND A. S., M.R.C.S.; Slade, Mounts, S. Devon.
- ELLISON, Rev. ALLAN; Rochford Rectory, Tenbury Wells.
- ELWES, HENRY JOHN, F.R.S.; Colesborne Park, Cheltenham.
- EVANS, ARTHUR HUMBLE, M.A.; 9 Harvey Road, Cambridge.
- EZRA, A., O.B.E.; Foxwarren Park, Cobham, Surrey.
- FANSHAWE, Captain R. D.; Broxmore, Cavendish Road, Bournemouth.
- FINLINSON, HORACE W.; Lancing College, Shoreham-on-Sea, Sussex.
- FITZHERBERT-BROCKHOLES, W. J.; Claughton-on-Brock, Garstang, Lancashire.
- FLOWER, Major S. S.; Longfield, Tring, Herts.
- FOSTER, NEVIN H.; Hillsborough, Co. Down, Ireland.
- FROHAWK, F. W.; Uplands, Thundersley, Essex.
- GARNETT, CHARLES; Great House, Chippenham.
- GERRARD, JOHN; Silverdale, Worsley, Manchester.
- GOODALL, J. M.; The Nest, Bembridge, Isle of Wight.
- GOODFELLOW, W.; The Poplars, Kettering.
- GOSSE, Dr. PHILIP (*Hon. Sec. & Treas.*); 25 Argyll Road, Kensington, W. 8.
- GRANT, C. H. B.; 2 Lebanon Gardens, Westfield, Wandsworth, S.W. 18.

- GREENING, LINNÆUS ; Fairlight, Grappenhall, Warrington.
- GREY OF FALLODEN, Viscount, K.G., P.C. ; Falloeden, Christon Bank, Northumberland.
- GRIFFITH, ARTHUR F. ; 59 Montpelier Road, Brighton.
- GURNEY, G. H. ; Keswick Hall, Norwich.
- GURNEY, JOHN HENRY ; Keswick Hall, Norwich.
- HAIGH, GEORGE HENRY CATON ; Grainsby Hall, Great Grimsby, Lincolnshire.
- HALE, Rev. JAMES R., M.A. ; Boxley Vicarage, Maidstone, Kent.
- HARDY, Captain E. C., R.N. ; Woolage Green Farm, Womenswold, near Canterbury.
- HARTERT, ERNST, Ph.D. ; The Museum, Tring, Herts.
- HAWKER, R. M. ; Bath Club, Dover Street, W. 1.
- HERBERT, Capt. E. G. ; c/o Messrs. Cox & Co., R.A.F. Branch, 111 St. Martin's Lane, W.C. 2.
- HETT, G. S. ; 8 Wimpole Street, W. 1.
- HOLLAND, EARDLEY ; 55 Queen Anne Street, Cavendish Square, W. 1.
- HONY, G. BATHURST ; 4 Beaufort Road, Clifton, Bristol.
- HORSFIELD, HERBERT KNIGHT ; Crescent Hill, Filey, Yorkshire.
- HOWARD, H. E. ; Clarelands, near Stourport.
- HOWARD, ROBERT JAMES ; Shearbank, Blackburn, Lancashire.
- HUMPHREYS, GEO. R. ; Ivy Lodge, Drumcondra, Dublin.
- INGRAM, Capt. COLLINGWOOD ; The Grange, Benenden, Cranbrook, Kent.
- IREDALE, TOM ; 39 Northcote Avenue, Ealing, W. 5.
- JACKSON, Sir FREDERICK J., C.B., K.C.M.G. ; Evergreens, Lyndhurst, Hants.
- JONES, Major H. ; 41 Vineyard Hill Road, Wimbledon Park, S.W. 19.
- JONES, Fleet-Surgeon KENNETH H., R.N. ; Manor House, St. Stephens, Canterbury.
- JOURDAIN, Rev. F. C. R., M.A. ; Appleton Rectory, near Abingdon, Berks.
- JOY, NORMAN H. ; Warwick House, Theale, Berks.
- KINNEAR, NORMAN B. ; c/o Messrs. Grindlay & Co., 54 Parliament Street, S.W. 1.
- KLOSS, C. BODEN ; Kuala Lumpur, Federated Malay States.
- LA TOUCHE, J. D. ; c/o Custom House, Mengtsye, Yunnan Province, China.
- LAIDLAW, THOMAS GEDDES ; Bank of Scotland Branch, Duns, N.B.

- LAMBERT, GODFREY C. ; Woodcote, Esher, Surrey.
- LANGTON, HERBERT ; St. Moritz, 61 Dyke Road, Brighton.
- LEAROYD, A. E. ; 8 Lowndes Street, S.W. 1.
- LE SOUËF, D. ; Zoological Society, Melbourne, Australia.
- LINGS, G. H. ; Richmond Hill, Cheadle, Cheshire.
- LODGE, G. E. ; Hawk House, Park Road, Camberley.
- LONG, SYDNEY H., M.D. ; 31 Surrey Street, Norwich.
- LONGSTAFF, TOM G. ; Samalaman, Lochailort, Inverness-shire, N.B.
- LOWE, P. R., B.A., M.B., B.C. ; The Nuns, Stamford ; and British Museum (Natural History), Cromwell Road, S.W. 7.
- LOYD, LEWIS, R. W. ; The Look-out, Branscombe, Beer S.O., Devon.
- LYNES, Captain HUBERT, R.N., C.B., C.M.G. ; 23 Onslow Gardens, S.W. 7.
- MACKWORTH-PRAED, C. W. ; 6 Neville Terrace, Onslow Gardens, S.W. 7.
- MACMILLAN, Captain W. E. F. ; 42 Onslow Square, S.W. 7.
- MAGRATH, Lieut.-Colonel H. A. F. ; c/o Messrs. King & Co., 9 Pall Mall, S.W. 1.
- MANN, Captain EDWARD HAMILTON, M.C., R.H.A. ; Junior United Service Club, Charles Street, S.W. 1.
- MANSON-BAHR, P. H., M.A., M.B., M.R.C.S., L.R.C.P. ; 32 Weymouth Street, W. 1.
- MARSHALL, A. McLEAN ; Great Chitcombe, Brede, Sussex.
- MARSHALL, JAMES McLEAN ; Bleaton Hallet, Blairgowrie, N.B.
- MASSEY, HERBERT ; Ivy Lea, Burnage, Didsbury, Manchester.
- MATHEWS, G. M. ; Foulis Court, Fair Oak, Hants.
- MAY, W. NORMAN, M.D. ; The White House, Sonning, Berks.
- MEADE-WALDO, E. G. B. ; Hever Warren, Hever, Kent.
- MEINERTZHAGEN, Colonel R., D.S.O. ; 63 Bedford Gardens, Campden Hill, W. 8.
- MILLS, Canon H. HOLROYD ; The Rectory, St. Stephen-in-Brannell, Grampound Road, Cornwall.
- MOULTON, Major John C., O.B.E., T.D., M.A., B.Sc., F.L.S., F.R.G.S., F.Z.S., F.E.S., Director Raffles Museum and Library, Singapore ; The Hall, Bradford-on-Avon.
- MUNN, P. W. ; Stourwood Cottage, Stourwood Avenue, Southbourne, Hants.
- MUNT, HENRY ; 10 Ashburn Place, South Kensington, S.W. 7.
- MUNT, H. R. ; 10 Ashburn Place, South Kensington, S.W. 7.
- MUSSELWHITE, D. W. ; 7 Jessica Road, Wandsworth Common, S.W. 18.

- NESHAM, ROBERT; Utrecht House, Poynder's Road, Clapham Park,  
S.W. 4.
- NEWMAN, T. H.; Newlands, Harrowdene Road, Wembley,  
Middlesex.
- NICHOLS, J. B.; Parliament Mansions, Victoria Street, S.W. 1.
- NICHOLSON, F.; Ravenscroft, Windermere.
- NICOLL, MICHAEL J.; Valhalla House, Zoological Gardens, Giza,  
Egypt.
- OLDHAM, CHAS.; The Bollin, Shrublands Road, Berkhamsted,  
Herts.
- PARKIN, THOMAS; Fairseat, High Wickham, Hastings.
- PATTERSON, W. H.; 25 Queen's Gate Gardens, S.W. 7.
- PEARSE, THEED, Barrister; Courtenay, British Columbia.
- PEARSON, CHARLES EDWARD; Hillcrest, Lowdham, Nottingham.
- PENROSE, FRANCIS G., M.D.; Rathkeale, 51 Surrey Road, Bourne-  
mouth.
- PERSHOUSE, Major S.; c/o Cox & Co., 16 Charing Cross, S.W. 1.
- PIGOTT, Sir T. DIGBY, C.B.; The Lodge, Sheringham.
- PITMAN, Capt. C. R. S., 27th Punjabis; c/o Grindlay & Co.,  
54 Parliament Street, S.W. 1.
- PLAYER, W. J. P.; Wernfadog, Clydach R.S.O., Glamorganshire.
- POPHAM, HUGH LEYBORNE, M.A.; Houndstreet House, Pensford,  
Somerset.
- PRICE, A. E.; 4 Mincing Lane, E.C. 3.
- RATCLIFF, F. R.; 29 Connaught Square, W. 2.
- RAW, W.; Whitfield House, Goathland, Yorks.
- RAWSON, HERBERT EVELYN; Comyn Hill, Ilfracombe.
- READ, ROBERT H.; Camelot, South Parade, Bedford Park, W. 4.
- RICHMOND, H. W., F.R.S.; King's College, Cambridge.
- RICKETT, C. B.; 27 Kendrick Road, Reading, Berks.
- RINGROSE, BERNARD J.; Wilford Rise, Bromeswell Heath, Wood-  
bridge.
- RIPPON, Colonel G.; United Service Club, Pall Mall, S.W. 1.
- RITCHIE, Captain A. T. A.; 17 Stratton Street, W. 1.
- RIVIÈRE, B. B., F.R.C.S.; St. Giles' Plain, Norwich.
- ROBINSON, H. C.; State Museum, Kuala Lumpur, F. M. States.
- ROTHSCHILD, The Lord, Ph.D., F.R.S. (*Vice-Chairman*); The  
Museum, Tring, Herts.
- ROTHSCHILD, Hon. N. CHARLES; Arundel House, Kensington Palace  
Gardens, W. 8.
- RUSSELL, Capt. CONRAD; 2 Audley Square, W. 1.

- SAPSWORTH, ARNOLD DUER ; 30 Sussex Place, Regent's Park, N.W. 1.
- SARGEAUNT, ARTHUR ST. GEORGE ; Exbury, Padstow, Cornwall.
- SCLATER, WILLIAM LUTLEY, M.A. (*Chairman*); 10 Sloane Court, S.W. 1.
- SETH-SMITH, DAVID (*Editor of the 'Bulletin'*); 34 Elsworthy Road, South Hampstead, N.W. 3.
- SETH-SMITH, LESLIE MOFFAT, B.A. ; Kampala, Uganda.
- SETON, Sir MALCOLM C. C., K.C.B. ; 13 Clarendon Road, Holland Park, W. 11.
- SHIPTON, WM. ; 2 The Square, Buxton.
- SLADEN, Major ; 30 Barkston Gardens, S.W. 5.
- SMALLEY, FREDERIC W. ; Windermere, 4 Blackheath Park, S.E. 3.
- SNOUCKAERT VAN SCHAUBURG, Baron R. ; Doorn, Holland.
- SPARROW, Lt.-Col. R. ; Rookwoods, Sible Hedingham, Essex.
- STANFORD, E. FRASER ; c/o Messrs. E. Stanford, Ltd., 12-14 Long Acre, W.C. 2.
- STAPLES-BROWNE, Capt. R. C. ; Brashfield House, Bicester, Oxon.
- STARES, J. W. C. ; Portchester, Hants.
- STENHOUSE, Surgeon-Captain J. H., M.B., R.N. ; Royal Naval Hospital, Gibraltar.
- STONEHAM, Captain H. ; 1st Battalion East Surrey, General Command, York.
- STUDDY, Colonel ROBERT WRIGHT ; Waddeton Court, Brixham, Devon.
- STURGE, A. L. ; Lloyd's, Royal Exchange, E.C. 3.
- STYAN, F. W. ; Ben Craig, Bayham Road, Sevenoaks.
- SWANN, HAROLD ; 9 Evelyn Gardens, S.W. 7.
- SWANN, H. KIRKE ; Thorncombe, Lyonsdown, New Barnet, Herts.
- SWINHOE, Colonel C. ; 4 Gunterstone Road, W. Kensington, W. 14.
- SWYNNERTON, C. F. MASSY ; Poste Restante, Dar-es-Salaam, Ex-German East Africa.
- TALBOT-PONSONBY, C. G. ; Crown Office Row, Temple, E.C. 4.
- TERRY, Major HORACE A. ; Compton Grange, Compton, Guildford.
- TICEHURST, CLAUD B., M.A., M.D. ; Grove House, Lowestoft, Suffolk.
- TICEHURST, N. F., F.R.C.S., O.B.E. ; 24 Pevensy Road, St. Leonards-on-Sea.
- TOWNSEND, R. G. ; Buckholt, Dean, Salisbury.



- TREVOR-BATTYE, AUBYN B. R. ; Ashford Chace, Petersfield, Hants.  
 TYRWHITT-DRAKE, HUGH G. ; Cobtree, Sandling, Maidstone.  
 UPCHER, HENRY MORRIS ; Sheringham Hall, Sheringham R.S.O.  
 VAIZEY, G. de H. ; 53 The Pryors, Hampstead Heath, N.W. 3.  
 VAIZEY, K. G. R. ; 26 Cornwall Gardens, S.W. 7.  
 VAN SOMEREN, Dr. V. G. L. ; c/o Post Office, Nairobi, B. East  
 Africa.  
 WALLIS, H. M. ; Ashton Lodge, Christchurch Road, Reading.  
 WARDLAW-RAMSAY, Colonel R. G. ; Whitehill, Rosewell, Mid-  
 lothian.  
 WAYDELIN, FREDK. J. ; Haverhill, Whitchurch, Hants.  
 WHITAKER, JOSEPH I. S. ; Malfitano, Palermo, Sicily.  
 WHITE, S. J. ; Chiltern Road, Chesham Bois, Bucks.  
 WHYMPER, SAMUEL LEIGH ; Oriental Club, Hanover Square,  
 W. 1.  
 WILKINSON, JOHNSON ; Vermont, Huddersfield, Yorkshire.  
 WILLIAMSON, W. J. F. ; C. M. G. Kingsdon, Bangkok, Siam.  
 WILSON, CHARLES JOSEPH ; 14 Suffolk Street, Pall Mall, S.W. 1.  
 WITHERBY, HARRY F., M.B.E. ; 326 High Holborn, W.C. 1.  
 WITHERINGTON, G. ; 19 Sumner Place, S. Kensington, S.W. 7.  
 WOODHOUSE, CECIL, M.D. ; Coaxdon Hall, Axminster.  
 WORKMAN, WILLIAM HUGHES ; Lismore, Windsor, Belfast.  
 WYNNE, R. O. ; Foulis Court, Fair Oak, Hants.

---

Members are requested to keep the Secretary informed of  
 any changes in their addresses.]

---

# LIST OF AUTHORS

## AND OTHER PERSONS REFERRED TO.

	Page
Addresses of an Educational nature to be held .....	2
ANNUAL GENERAL MEETING postponed.....	1
— — —, Suggestion that it be held at Pagani's Restaurant, immediately before or after the dinner .....	1

### BAKER, E. C. STUART.

On behalf of Messrs. H. C. Robinson and C. B. Kloss, Exhibition of types and descriptions of new species of Malayan birds:— <i>Garrulax pectoralis meridionalis</i> , <i>Gecinus canus meri-</i> <i>dionalis</i> , <i>Gecinus vittatus connectens</i> , <i>Iyngipicus canicapillus</i> <i>suffusus</i> , <i>Eurylaimus javanicus brookei</i> , <i>Eurylaimus ochro-</i> <i>malus kalamantan</i> , <i>Serilophus lunatus stolidus</i> , <i>Rhinocichla</i> <i>mitrata major</i> , <i>Poliositta azurea nigriventer</i> , <i>Ophrydornis</i> <i>albogularis moultoni</i> .....	11
Descriptions of races of <i>Galloperdix spadicea</i> : <i>G. s. caurina</i> Blanf., and <i>G. s. stewarti</i> , subsp. n. ....	18
Description of a new subspecies of Little Owl ( <i>Carine</i> <i>brama fryi</i> ) from Madras, with remarks on the distribution of the species .....	60
On behalf of Messrs. H. C. Robinson and C. B. Kloss, Description of a new race of Short-tailed Babbler ( <i>Anuroopsis</i> <i>malaccensis saturata</i> ) from Sarawak ....	68
Address on "The Value of Subspecies to the Field Naturalist" .....	80

BAKER, E. C. STUART (cont.).	Page
Remarks on <i>Prinia sylvatica</i> , <i>Pericrocotus peregrinus</i> , <i>P. speciosus</i> , and <i>P. brevirostris</i> , and descriptions of new subspecies— <i>Pericrocotus peregrinus vividus</i> , <i>P. p. pallidus</i> , <i>P. p. saturatus</i> , <i>P. speciosus fohkiensis</i> , <i>P. brevirostris styani</i> . . . . .	112
Exhibition and remarks on eggs of Indian <i>Corvidæ</i> and <i>Dicruridæ</i> . . . . .	124
Remarks on Egret plumes . . . . .	153
 BANNERMAN, D. A.	
Retirement of, as Hon. Secretary and Treasurer . . . . .	1
Exhibition of a rare Ibis ( <i>Lampribus olivacea</i> ), and description of a new species ( <i>Lampribus rothschildi</i> ) . . . . .	5
Description of new birds from Africa— <i>Cercococcyx mechowi wellsii</i> and <i>Sarothrura somereni</i> . . . . .	7
Exhibition and description of the adult male of <i>Spermospiza poliogenys</i> Ogilvie-Grant . . . . .	9
Exhibition of a Hawk ( <i>Astur tachiro tousseneli</i> ) which had met with a remarkable accident . . . . .	10
Remarks on the rare Petrel <i>Æstrelata hasitata</i> . . . . .	10
 BONHOTE, J. L.	
On "The Value of Subspecies to the Field Naturalist" . . . . .	89
Nomination of, as new Hon. Secretary and Treasurer . . . . .	112
Remarks on the re-introduction of the Buff-backed Heron into Egypt . . . . .	153
 BOORMAN, S.	
Exhibition of two clutches of eggs of the Jackdaw with the ground-colour white . . . . .	132
 BUNYARD, P. F.	
Exhibition and remarks on scratches and abrasions in a series of eggs . . . . .	33, 71

	Page
<b>BUNYARD, P. F. (cont.).</b>	
Exhibition of a clutch of four eggs, believed to be those of the Hobby, from Co. Cork, Ireland.....	58
Exhibition of a large series of eggs of the Kestrel and the Hobby to illustrate the differences between the two species. .	69
Exhibition of eggs of <i>Corvidæ</i> .....	126
Read a paper "On the Eggs of the genus <i>Corax</i> " .....	127
Exhibition of an ornamented nest of the Goldfinch ( <i>Carduelis c. britannica</i> ) from Kent .....	142
Announced that he had been successful in separating a mixed collection of eggs of the Hobby and Kestrel .....	142
Exhibition of remarkable clutches of eggs of the Yellow Hammer and Magpie .....	155
 <b>BUXTON, P. A.</b>	
Exhibition of two specimens in winter plumage of <i>Passer moabiticus mesopotamicus</i> from Mesopotamia, and remarks on the range of the species.....	60
Exhibition and remarks on Persian Rock Nuthatches ....	135
 <b>CHEESMAN, Major R. E.</b>	
Exhibition of a nest and eggs of <i>Passer moabiticus mesopotamicus</i> from Mesopotamia .....	59
Correction <i>re</i> above .....	77
 <b>CHUBB, C.</b>	
Descriptions of new forms from South and Central America— <i>Legatus albicollis successor</i> and <i>Legatus variegatus nevagens</i> ..	42
Descriptions of new forms of South and Central American birds— <i>Pachyrhamphus macconnelli</i> , <i>Pachyrhamphus albiloris</i> , <i>P. chapmani</i> , <i>P. costaricensis</i> , <i>Empidonomus varius parvirostris</i>	73
Description of new forms of South American birds— <i>Serpophaga helenæ</i> and <i>Myiodynastes solitarius duncani</i> ....	62

	Page
CHUBB, C. ( <i>cont.</i> )	
Descriptions of new genera and subspecies of South and Central American birds— <i>Dendrocinclops</i> , <i>Vavasouria</i> , <i>Calloprocnias</i> , <i>Rhynchocyclus sulphurascens examinatus</i> , <i>R. poliocephalus inquisitor</i> , <i>R. flaviventris gloriosus</i> , <i>R. f. collingwoodi</i> .	107
On behalf of Dr. Percy R. Lowe, exhibited a portrait of the late Colonel H. M. Drummond Hay .....	150
Descriptions of new subspecies ( <i>Atticora fucata roraimæ</i> and <i>Henicorhina leucosticta haurwelli</i> ) .....	155
CLARKE, Colonel STEPHENSON R.	
Elected Member of Committee .....	1
Description of a new genus <i>Warsanglia</i> and five new forms from Somaliland— <i>Warsanglia johannis</i> , <i>Cercomela spectatrix</i> , <i>Micropus somalicus</i> , <i>Alæmon hamertoni tertia</i> , and <i>Tschagra senegala warsangliensis</i> .....	48
Description of a new species of Lark ( <i>Heteromirafra archeri</i> ) from Somaliland .....	64
COMMITTEE, Meeting of .....	2
DE CARLE SOWERBY, A.	
Description of a new Rose-Finch from Siberia ( <i>Uragus sibiricus fumigatus</i> ), with a revision of the genus .....	98
DINNER, Alteration in the price of .....	2
EDITOR, New, Nomination of .....	112
ELWES, H. J.	
Remarks on the abundance of Woodcock in E. Lincolnshire and E. Yorkshire .....	72, 98
GOSSE, Dr. P.	
Elected Hon. Secretary and Treasurer .....	1
HALE, Rev. J. R.	
On the number of eggs laid by the Hobby .....	58

HARTERT, E.	Page
Exhibition of and remarks on specimens of three forms of <i>Ammoperdix heyi</i> , with description of a new subspecies ( <i>A. h. nicolli</i> ) .....	
On behalf of Mr. J. D. La Touche, Description of four new species from China— <i>Syrnium aluco harterti</i> , <i>Gecinus canus jacobssi</i> , <i>Lyngipicus pygmæus clementii</i> , and <i>Phasianus colchicus hemptinnii</i> .....	50
Exhibition and description of a new subspecies of Thrush ( <i>Turdus citrinus courtoisi</i> ) from Eastern China .....	52
On "The Value of Subspecies to the Field Naturalist" ..	87, 91
Exhibition of lantern-slides .....	104, 105
Exhibition of a new species of Woodpecker ( <i>Campethera loveridgei</i> ) from Dar-es-Salaam .....	139
 HAVILAND, Miss MAUD D.	
Exhibition of lantern-slides .....	105
 INDEX, General, all Members requested to subscribe. ....	
	111, 122, 143
 INGRAM, Capt. COLLINGWOOD.	
Exhibition and remarks on a series of down-feathers from the back of an Eider duckling ( <i>Somateria mollissima</i> ) .....	121
 JOURDAIN, Rev. F. C. R.	
Amended remarks on "erythristic" eggs .....	45
Discussion on the Hobby's eggs exhibited by Mr. Bunyard .....	58
Remarks on scratches and abrasions on eggs .....	61
Exhibition of a clutch of eggs of the Kestrel ( <i>F. tinnunculus tinnunculus</i> ), together with an egg of the Great Spotted Cuckoo ( <i>Clamator glandarius</i> ) taken from an old nest of the Magpie. .	72
On "The Value of Subspecies to the Field Naturalist" ..	88
Exhibition of a series of eggs of the Raven ( <i>Corvus corax</i> ) and of the Hooded Crow ( <i>C. cornix</i> ) .....	131

	Page
JOURDAIN, Rev. J. C. R. ( <i>cont.</i> ).	
Remarks on Egret plumes . . . . .	154
Exhibition of a clutch of eggs of <i>Emberiza pyrrhuloides korejewi</i> and of <i>Strix aluco mauritanica</i> . . . . .	154
Stated that two nests of <i>Asio capensis tingitanus</i> were found by him during a recent visit to Marocco . . . . .	155
JUNE MEETING, Suggestion that it be principally devoted to an exhibition of old books and prints of ornithological interest. .	112
KINNEAR, N. B.	
Exhibition and description of a new species of Nuthatch ( <i>Sitta europæa grisiventris</i> ) from the Chin Hills . . . . .	142
KLOSS, C. B., and H. C. ROBINSON.	
Description of a new race of Short-tailed Babbler ( <i>Anuropsis malaccensis saturata</i> ) from Sarawak . . . . .	68
LANGTON, Dr. H.	
Exhibition of a rare book and some original drawings. . . . .	150
Recorded the shooting of a female Buffel-headed Duck by Miss Dorien Smith in the Isles of Scilly. . . . .	155
LA TOUCHE, J. D.	
Remarks on the influence of proper gizzard-grit on moult of birds in captivity . . . . .	32
Description of four new subspecies from China— <i>Syrnium aluco harterti</i> , <i>Gecinus canus jacobsii</i> , <i>Iyngipicus pygmæus clementii</i> , and <i>Phasianus colchicus hemptinnii</i> . . . . .	50
Description of a new species of Rock-Thrush ( <i>Petrophila solitaria magna</i> ) from China . . . . .	96
LEWIS, Dr. T.	
Exhibition of lantern-slides . . . . .	105
LOWE; Dr. PERCY R.	
Nomination of, as new Editor . . . . .	112


LYNES, Capt. H.	Page
Exhibition of new racial forms ( <i>Sitta europæa atlas</i> and <i>Erithacus rubecula atlas</i> ) from the Middle Atlas of Morocco .	32
MACKWORTH-PRAED, C. W.	
Descriptions and remarks on five new races of African Francolins— <i>Francolinus sephæna zambesiæ</i> , <i>F. albogularis gambagæ</i> , <i>F. natalensis neavei</i> , <i>F. erckeli pentoni</i> , <i>F. castaneicollis ogoensis</i> .....	139
MATHEWS, G. M.	
Descriptions of two new subspecies from West Australia— <i>Barnardius zonarius woolundra</i> and <i>Stipiturus malachurus media</i> .....	44
Descriptions of new subspecies of Australian birds:— <i>Demiegretta matook carteri</i> , <i>Aphelocephala castaneiventris minilya</i> , <i>Meliphaga virescens hartogi</i> , <i>Acanthogenys rufogularis woolundra</i> , <i>Tæniopygia castanotis hartogi</i> , <i>Chlamydera maculata nova</i> , <i>Corvus cecilæ hartogi</i> .....	75
Descriptions of nests and eggs— <i>Fregettornis grallarius innominatus</i> and <i>F. insularis</i> .....	77
Descriptions of new subspecies of Australian birds:— <i>Acanthiza pusilla bunya</i> , <i>A. nana clelandi</i> , <i>A. lineata whitei</i> , <i>Gesobasileus reguloides nesa</i> , <i>Sericornis magnirostris bunya</i> , <i>S. m. keri</i> .....	106
Amended names <i>Acanthiza n. burtoni</i> for <i>A. n. clelandi</i> and <i>A. l. alberti</i> for <i>A. l. whitei</i> .....	121
MEADE-WALDO, E. G. B.	
On behalf of Mr. W. H. St. Quintin, Exhibition of a clutch of two eggs of the Hooded Crane ( <i>Grus monachus</i> ) and two eggs of the Japanese White-necked Crane ( <i>G. leucauchen</i> ) laid in captivity .....	91
MUNT, H.	
Vote of thanks to, for auditing accounts .....	3
Exhibition of an egg of the Satin Bower-bird ( <i>Ptilonorhynchus violaceus</i> ) and an egg of <i>Phonygammus keraudreni</i> , both laid in captivity .....	131



	Page
MUSSELWHITE, D. W.	
Exhibition of clutches of eggs of <i>Aquila chrysaëtus</i> , <i>Muscicapa grisola</i> , <i>Lanius collurio</i> , and <i>Hirundo rustica</i> . . . .	44
OOLOGICAL DINNER.	
Seventh . . . . .	123
PYCRAFT, W. P.	
Remarks on Lord Rothschild's exhibit of the Moa . . . . .	134
RENAUT, W. E.	
Exhibition of clutches of eggs of the Raven . . . . .	132
RICKETT, C. B.	
Exhibition and remarks on Hawking-gear from Pekin . .	149
ROBINSON, H. C., and KLOSS, C. B.	
Description of a new race of Short-tailed Babbler ( <i>Anuropsis malaccensis saturata</i> ) from Sarawak . . . . .	68
ROTHSCHILD, Lord.	
Exhibition of a series of Parrots ( <i>Opopsitta</i> ) . . . . .	64
Exhibition and description of a new species of Blood- Pheasant ( <i>Ithaginis clarkei</i> ) from N.W. Yunnan . . . . .	67
Exhibition of eggs of <i>Paradiseidæ</i> and <i>Corvidæ</i> . . . . .	123
Exhibition of a full-sized model of the Moa ( <i>Dinornis     maximus</i> ) with a drawing of Moa feathers and a photograph of a cast of the skeleton . . . . .	133
Exhibition of and remarks on a specimen of <i>Ifrita     kowaldi</i> (De Vis) . . . . .	134
On behalf of Dr. E. Hartert, Exhibition of a new species of Woodpecker ( <i>Campethera loveridgei</i> ) from Dar-es-Salaam . .	139
Exhibition of books and pictures . . . . .	146
RULES.	
Alteration of . . . . .	2

SCLATER, W. L.	Page
Descriptions of new Hawks:— <i>Spizaëtus nipalensis fokiensis</i> , <i>Spilornis cheela ricketti</i> , <i>S. c. kinabaluensis</i> , <i>S. c. palawanensis</i> , <i>Pernis celebensis steerei</i> , with a synopsis of the genus <i>Spilornis</i> .	37
Remarks on the name of the Indian Honey-Buzzard ( <i>Pernis cristatus ruficollis</i> Lesson).....	43
<b>SECRETARY, HON., and TREASURER.</b>	
Election of .....	1
Retirement of Mr. D. A. Bannerman as .....	1
New, Nomination of .....	112
<b>SMYTH, Mr.</b>	
Exhibition of a clutch of Magpie's eggs resembling those of the Jay .....	132
<b>STEWART, J.</b>	
Exhibition of and remarks on a series of eggs of <i>Sarcio- phorus malabaricus</i> .....	30
<b>TICEHURST, Dr. C. B.</b>	
Called attention to and made remarks on the Danish publication (' Dansk Ornithologisk Forenings Tidsskrift' ) ..	150
Observation on the Egret farms in Sind .....	152
Description of two new subspecies ( <i>Crateropus terricolor sindianus</i> and <i>Prinia flaviventris sindianus</i> ) .....	156
<b>TURNER, Miss E. F.</b>	
Exhibition of Lantern-slides .....	104
<b>VAN SOMEREN, Dr. V. G.</b>	
Exhibition and description of new birds from Africa :— <i>Sarothrura rufa elizabethæ</i> , <i>Vinago delalandei granti</i> , <i>Stigma- topelia lugens funebrea</i> , <i>Bradypterus yokanæ</i> , <i>Bradypterus altumi</i> , <i>Chlorophoneus elgeyuensis</i> , <i>Laniarius ruficeps cooki</i> , <i>Smithornis capensis meinertzhageni</i> , <i>Bias musicus changam- wensis</i> , <i>Caprimulgus nubicus taruensis</i> , <i>Caprimulgus keniensis</i> , <i>Melittophagus mulleri yalensis</i> , <i>Colius striatus mombassicus</i> , <i>C. s. ugandensis</i> , <i>C. s. kikuyuensis</i> , <i>Colius leucocephalus turneri</i> , <i>Urocolius macrurus griseogularis</i> , <i>Halcyon badia budongoensis</i> .	19

VAN SOMEREN, Dr. V. G. (cont.).	Page
Exhibition of the male of <i>Sarothrura somereni</i> Bannerman	28
Exhibition and description of new birds from Uganda and British East Africa:— <i>Amydrus montanus</i> , <i>Cosmopsarus regius donaldsoni</i> , <i>Granatina ianthinogaster rothschildi</i> , <i>G. i. montana</i> , <i>G. i. ugandæ</i> , <i>Sporopipes frontalis loitanus</i> , <i>Lagonosticta rhodopareia umbriventer</i> , <i>Lagonosticta jamesoni taruensis</i> , <i>Lagonosticta senigalla kikuyuensis</i> , <i>Estrilda charmosyna kiwanukæ</i> , <i>Pytelia melba mosambica</i> , <i>Pytelia percivali</i> , <i>Serinus pseudobarbatus</i> , <i>Anthus blayneyi</i> , <i>Mirafra longonotensis</i> , and <i>Apus nakuruensis</i> .....	52
Descriptions of new forms from East Africa and Uganda:— <i>Cercomela turkana</i> , <i>Eremomela badiceps turneri</i> , <i>E. elegans elgonensis</i> , <i>Syvieta isabellina macrorhyncha</i> , <i>Dryodromus rufifrons turkanæ</i> , <i>Prinia mistacea immutabilis</i> , <i>Hedydipna platúra karamojoensis</i> , <i>Cinnyris habessinicus turkanæ</i> , <i>Anaplectes jubaensis</i> , <i>Charitillus kavirondensis</i> , <i>Dicrurus elgonensis</i> , <i>Crateropus melanops clamosus</i> , and <i>Campothera tæniolæma barakæ</i> .....	51
SWANN, H. KIRKE.	
Exhibition and remarks on early works on British ornithology .....	148
WITHERBY, H. F.	
Exhibition of some birds obtained in the Balearic Islands, the Spanish Pyrenees, and Oporto— <i>Loxia curvirostra balearica</i> , <i>Sylvia sarda balearica</i> , <i>Ænanthe æ. ænanthe</i> , <i>Parus palustris</i> , and <i>Emberiza schænichus canneti</i> .....	29
Exhibition and remarks on some Little Owls .....	118
Exhibition of the following species from South Spain:— <i>Carduelis carduelis weigoldi</i> , <i>Certhia brachydactyla ultramontana</i> , <i>Parus major major</i> , <i>Parus cæruleus harterti</i> , <i>Parus cristatus weigoldi</i> , <i>Sylvia undata toni</i> , <i>Cisticola cisticola cisticola</i> , <i>Cisticola c. harterti</i> , nom. nov., <i>Saxicola t. rubicola</i> , <i>Erethacus r. rubecula</i> , <i>Galerida cristata pallida</i> , and <i>G. thecklæ thecklæ</i> ..	11



# BULLETIN

OF THE



## BRITISH ORNITHOLOGISTS' CLUB.

---

### No. CCXLV.

---

PRECEDING the ordinary Meeting, the ANNUAL GENERAL MEETING (postponed from October on account of the railway strike) was held at the Zoological Society's House in Regent's Park.

In the absence of the Chairman (Mr. W. L. SCLATER) in America, Lord ROTHSCHILD was voted to the Chair.

The Hon. Secretary read the Minutes of the last Annual General Meeting, and presented the Treasurer's Report and Balance Sheet for the Session 1918-19, which showed a credit balance of £139 19s. 1d.

Dr. P. GOSSE was elected Hon. Secretary and Treasurer in succession to Mr. Bannerman, who was retiring from office.

Colonel STEVENSON CLARKE, C.B., was elected a member of the Committee in place of Mr. E. C. Stuart Baker, who retired by seniority.

The CHAIRMAN read a letter from Mr. Clifford Borrer, urging that in future the Annual General Meeting be held at Pagan's Restaurant immediately before or after the dinner.

After some discussion, Mr. STUART BAKER proposed that

“The Annual General Meeting should be held at the same place as and immediately before the dinner when this was possible.”

This motion, having been seconded by Mr. ELWES, was put to the meeting and carried unanimously.

The SECRETARY then read the following proposed alterations to the Rules of the Club, which had been drawn up by the Committee in accordance with a motion passed at the Annual General Meeting held in 1918:—

1. That the Editor of 'The Ibis' shall not in future be an *ex-officio* member of the Committee.

2. That the Editor of the 'Bulletin' shall be elected for five years, at the end of which period he shall not be eligible for re-election for the next term.

3. That the Hon. Secretary and Treasurer be elected for a term of one year, but that he shall be eligible for re-election.

4. That the non-official representatives on the Committee shall number four.

5. That each year the senior non-official member of the Committee shall retire, and that every alternate year that member who has attended the Committee Meetings least often shall also retire.

After some discussion, these alterations to the Rules were passed by the meeting, and the Secretary was asked to see that the necessary corrections were made.

At the request of the Chairman, Mr. JOURDAIN outlined the plan of the Committee to hold discussions on matters of ornithological interest during the coming Session. He informed the members that:—

1. It was proposed from time to time that the Club should have an address of an educational nature (not necessarily to be published in the 'Bulletin') on some ornithological subject of general interest.

2. That at least two evenings in the Session shall be devoted to a discussion on a scientific matter not of an elementary character.

The suggestion received the unanimous approval of the members present, and a discussion followed.

The SECRETARY read a letter from the manager of Pagani's Restaurant informing him that after the 1st of January,

1920, the price of the dinner would have to be increased to 6s. 6d. per head instead of 5s. as at present.

Votes of thanks were passed to Mr. Munt for auditing the accounts, and to the Zoological Society for the use of their meeting-room.

---

THE two-hundred-and-forty-second Meeting of the Club was held at Pagani's Restaurant, 42-48, Great Portland Street, W., on Wednesday, November 12th, 1919.

*Chairman* : The Lord ROTHSCHILD, Ph.D., F.R.S.

*Members present* :—E. C. STUART BAKER ; D. A. BANNERMAN ; G. K. BAYNES ; C. D. BORRER ; P. F. BUNYARD ; C. J. CARROLL ; R. E. CHEESMAN ; C. CHUBB ; Dr. H. N. COLTART ; H. J. ELWES ; Dr. PHILIP GOSSE (*Hon. Sec. & Treasurer*) ; H. C. GOULD ; Rev. J. R. HALE ; E. HARTERT ; Rev. F. C. R. JOURDAIN ; Dr. H. LANGTON ; J. D. LA TOUCHE ; Dr. P. R. LOWE ; Capt. H. LYNES, C.B. ; Dr. P. H. MANSON-BAHR ; G. M. MATHEWS ; E. G. B. MEADE-WALDO ; T. H. NEWMAN ; C. OLDHAM ; A. E. PRICE ; W. E. RENAUT ; C. B. RICKETT ; A. D. SAPSWORTH ; D. SETH-SMITH (*Editor*) ; A. G. L. SLADEN ; E. F. STANFORD ; C. G. TALBOT-PONSONBY ; Dr. N. F. TICEHURST ; G. DE H. VAIZEY ; H. F. WITHERBY ; R. O. WYNNE.

*Guests* :—C. M. BLANDY ; C. E. FAGAN ; H. MORLEY FLETCHER ; D. W. MUSSELWHITE ; O. R. OWEN ; E. RICHES ; P. B. SMYTH ; A. DE C. SOWERBY ; J. STEWART ; Dr. V. G. VAN SOMEREN ; T. WELLS.

Dr. ERNST HARTERT exhibited specimens of three forms of *Ammoperdix heyi*, among them a new subspecies discovered by Michael J. Nicoll in Egypt, and made the following remarks :—

Up to 1893, when Mr. Ogilvie-Grant wrote vol. xxii. of the 'Catalogue of Birds,' all the forms of *Ammoperdix heyi*

from Palestine and the Red Sea coasts to Egypt and Nubia were united. In 1897 the same author separated as "*Ammoperdix cholmleyi*" the dark form from the Red Sea shores near Suakim, but gave as the distribution "Egypt and Nubia." When, however, Mr. M. J. Nicoll collected a series in the Wadi Hof, near Cairo, he perceived at once that they did not belong to *A. h. cholmleyi*, but sent his specimens to me and asked me to describe them if I confirmed his belief that they also differed from *A. h. heyi*. As it is, they are certainly not identical with the typical *heyi* from the Sinai Peninsula and Palestine. The males differ in the constant absence of the white frontal band and paler rump and upper tail-coverts, the dusky barring of these parts being faint and often almost absent, while these bars are wider and very conspicuous in *A. heyi heyi*. The females of the Egyptian race are slightly duller, lacking the warm reddish tinge of the back, which has rather a faint greyish wash. I name this new subspecies

***Ammoperdix heyi nicolli*, subsp. nov.,**

in honour of its discoverer.

*Type.* ♂ ad. Wadi Hof, 26. xi. 1909. M. J. Nicoll leg. no. 1134. In the Tring Museum.

Though no male specimen known from Egypt has a white forehead, it must be mentioned that a male from the Wadi Keld, near Jericho, also lacks the white frontal band, but the bars on its rump and upper tail-coverts are wide and sharply defined. All other Palestine and Sinai males have a conspicuous white forehead. Besides Mr. Nicoll's specimen I have examined a male collected at the Wad Raschid, near Heluan, by Mr. J. L. Bonhote and a female in Mr. Raw's collection.

Though the discovery of this new form is due to Mr. Nicoll, it was apparently known long ago to Heuglin, for he says that it used to occur north of Assuan, and perhaps it will one day be found in other localities besides.

Mr. D. A. BANNERMAN exhibited two rare Ibises from



Prince's Island (Gulf of Guinea) and from Cameroon, which had hitherto been confused, and proposed a new name for the bird from Prince's Island: he said:—

“In the ‘Ornithologische Monatsberichte’ for 1903, Reichenow gives a description of a bird which he obtained from Cameroon, and which he named *L. cupreipennis* [*Theristicus cupreipennis* Reichenow, Orn. Monatsbr. xi. 1903, p. 134. *Type-locality*: Cameroon]. The description agrees with a bird in the British Museum, which was obtained by Mr. G. L. Bates at Efulen, Cameroon (No. 158), on the 19th of May, 1903, and which in ‘Ibis’ 1914, p. 623, I referred to *Lampribus olivacea*, thinking it was an immature example of that bird. At first sight it would appear that we must call the Cameroon bird *Lampribus cupreipennis* of Reichenow, but before we accept this name for the uniform-breasted, bronze-winged, short-billed Ibis from Cameroon let us examine the next species mentioned by Dr. Reichenow in his paper (*l. c.*), that is

*Lampribus olivacea.*

[*Ibis olivacea* Du Bus, Bull. Acad. Roy. Sci. Belg. 1837, p. 105, pl. iv. et ‘Esquisses Ornithologiques,’ 1845, p. 5, pl. iii. *Type-locality*: “La côte de Guinea.”]

The coast of Guinea! Clearly this is the type-locality of *Lampribus olivacea* and not Prince's Island, so that if it is proved that the Prince's Island bird and the bird from the mainland are different, the name *Lampribus olivacea* (Du Bus) must apply to a mainland bird, and the Prince's Island bird is then left without a name.

When re-naming the Cameroon bird *L. cupreipennis*, Reichenow believed that his bird from Cameroon was distinct from the Prince's Island Ibis, which he calls *olivacea*.

Now to refer to the bird which Mr. Bates obtained at Efulen. This bird agrees very closely with Du Bus's plate of *Ibis olivacea* in Bull. Acad. Roy. Sci. 1837, plate iv., facing p. 105. The crest is not so long certainly in Mr. Bates's bird, but then it is not quite adult. An im-

portant point, however, is that the bare patch on the sides of the face extends some way behind the eye, and this is clearly shown in the figure in Du Bus's work\*.

In an adult male example from Prince's Island, obtained by Leonardo Fea at Prince's Island in 1901, kindly lent to me by Dr. Gestro from the Genoa Museum, the bare skin extends a very little way behind the eye—an important fact which I omitted to note in 1914, when discussing this particular specimen.

It appears to me, therefore, that as Reichenow has apparently an adult bird from Cameroon which he has called *cupreipennis*, and which he distinguishes from the Prince's Island bird by having the feathers on the head and neck darker—a distinguishing character which my bird from Efulen bears out,—that he has merely renamed *Lampribis olivacea* Du Bus, from the coast of Guinea, and that his *Lampribis cupreipennis* must become a synonym of *Lampribis olivacea*, and that the name *Lampribis olivacea* must be restricted to birds from the mainland of Africa—terra typica: "Coast of Guinea,"—no recent specimens.

It is certain that Reichenow's description of *L. cupreipennis* agrees well with the bird obtained by Mr. Bates at Efulen (close to the type-locality of *cupreipennis*) and that the Efulen bird agrees exactly with the plate of *Ibis olivacea* in Du Bus's first work (Bull. Acad. Roy. Sci.), and also with the plate of *Ibis olivacea* in the 'Esquisses Ornithologiques,' except that the bare skin is there coloured red, whereas it is coloured black in the first-mentioned figure. The Prince's Island bird is, moreover, considerably larger than the bird from the mainland, markedly so in the bill and wing. We are then faced with the fact that the Ibis from Prince's Island is left without a name, and I propose to name it

***Lampribis rothschildi*, sp. nov.**

*Type* in the Genoa Museum. No. 1. ♂ ad. 26 Gennerio, 1901. Principe, Infante D'Henrique. Collected by L. Fea.

\* [The measurements of the Cameroon bird are as follows:—Bill 76 mm. from back of nasal aperture, tarsus 61, wing 280.—D. A. B.]

The description is as follows :—

Head (excepting the bare skin in front and below the eye), sides of the face, and neck brown, the centres of the feathers lighter than the webs, a long crest of brown feathers, paler near the shaft, both webs fringed with glossy purple; nape brown; back dark olive, glossed with dull green. Lesser and median wing-coverts shining green with purplish-bronze reflections, greater wing-coverts dull purplish, primaries purplish brown; rump glossy purplish blue with olive-green reflections; tail-feathers deep blue with strong bright purple reflections; breast and under surface brown strongly washed on the belly and flanks with bronze-green reflections; under tail-coverts deep olive-green washed with purple in certain lights.

Bill 95 mm. from back of nasal aperture, tarsus 66, wing 328.

Mr. BANNERMAN said he would like to express his indebtedness to Dr. Gestro, of Genoa, for so kindly sending this valuable specimen to England.

Mr. BANNERMAN exhibited and described the following new birds from Africa :—

*Cercococcyx mechowi wellsi*, subsp. nov.

*Adult male.* Differs from *C. mechowi mechowi* in having the upper parts slate-brown, a distinct dark bluish-grey taking the place of the copper colour so conspicuous in typical birds from Angola. The under surface is whitish or buffish-white closely banded with brownish-black, the bars much wider, and lying closer together than in *C. m. mechowi*. The under tail-coverts are generally unbarred or unspotted, but this, as in the typical form, is subject to variation.

*Type* (in the British Museum).

Bitye, R. Ja, Cameroon, 7. vii. 09. G. L. Bates Coll., No. 3767.

Iris dark brown, feet yellow, bill black above, greenish yellow beneath.

The bird is named in recognition of Mr. Thomas Wells of the Bird Room (British Museum), who drew my attention to the new form.

I have examined 27 specimens of Mechow's Cuckoo—13 from Cameroon, 6 from Angola (the type-locality of *C. m. mechowi*), and 8 from other parts of Africa. I have discussed these birds at some length in my paper on Mr. Bates's Collection, which I hope shortly to publish in the 'Ibis.'

*Sarothrura somereni*, sp. nov.

We have in the British Museum a Rail from Brit. E. Africa, collected on 20.viii.01 by Mr. S. L. Hinde at Machakos; the sex of the bird was ascertained by the collector to be a male. Hitherto it has evidently been supposed to be immature, but I can find nothing immature about it except the colour of the lower mandible, which is certainly pale horn-colour, and suggests that the bird, although it has assumed the plumage of the adult, is not more than a year old. The immature of *Sarothrura rufa* and subspecies invariably show distinct indications of the chestnut head and neck in a very early stage, nor have they the uniform markings on the back which the bird from Machakos exhibits.

I believe the bird which Mr. Hinde obtained to be the fully-grown female of an undescribed species. I do not think it can be classed as a subspecies of *Sarothrura rufa*, although it most nearly resembles the female of *S. rufa ansorgei* from Angola, described by Mr. van Someren [Bull. B. O. C. xl. p. 20].

I describe the bird as follows:—Ground-colour of the upper parts black, each feather fringed with buff and having another narrow white bar 5 mm. from the tip of the feather, while nearing the base of the feather there is still another indication of a whitish bar. The result is that the entire upper surface of this Rail, including the crown of the head, wing-coverts, rump, and tail, has a mottled appearance; primaries dark brown, except the outer primary, which has the outer web narrowly fringed with white. Outer webs of the other primaries faintly speckled with grey. The chin and throat are white, breast mottled greyish-brown and white, becoming dark on the chest, the ground-colour of the feathers being

black, flanks, sides of the body, and thighs blackish, having the mottled appearance of the back. Middle of the belly whitish, auxiliaries black. Bill horn-colour, lower mandible pale yellowish-horn. Legs and feet dark reddish-brown.

Wing 83 mm., bill 10, tarsus 23 mm., middle toe, including nail, 25 mm.

*Type* [ ♀ ], marked ♂ by the collector. Machakos, Brit. E. Africa. 20. viii. 01. S. L. Hinde Coll. Brit. Mus. Reg. No. 1910. 4. 22-13.

I have much pleasure in naming this bird in honour of Dr. van Someren, who has, I believe, recently secured the male of this species, and has generously refrained from naming his specimen in case it should turn out to be the male of my bird\*.

I may point out that, as it is in the females of these little Rails that the greatest variation between the races is shown, it is therefore more satisfactory if the female is made the type.

Mr. BANNERMAN also exhibited and described the first known male example of:—

*Spermospiza poliogengs* Ogilvie-Grant.

*Adult male.* Forehead, crown of the head, cheeks, sides of the neck, throat, and breast brilliant crimson—several shades brighter than in *S. rubricapilla*. Belly, flanks, and sides of the body deep black, the sides and flanks liberally sprinkled with crimson feathers. Under tail-coverts black, a few of the feathers tipped with crimson. Tail-feathers black, very slightly glossed when new. Nape, mantle, scapulars, and back deep glossy blue, becoming duller blue-black on the rump. Major coverts dull black, each feather narrowly fringed with glossy blue; primaries and secondaries dull black, un glossed. Iris, probably similar in colour to the female, stated by D. Carruthers to be dark brown; feet dark brown; bill, both upper and lower mandible metallic purplish-blue at the base, red at the tip.

Culmen 18 mm., wing 70, tarsus 22, tail 64.

\* A description of the male of *S. somereni* is given on p. 28 of this 'Bulletin.'

In two other male specimens obtained, the wings measure 67 and 68 mm. respectively.

The specimen described is no. 831, obtained at Poko on the Welle River, Belgian Congo, on the 29th June, 1914, by Dr. C. Christy, and is in the British Museum.

Lastly, Mr. BANNERMAN exhibited a Hawk from Cameroon, West Africa (*Astur tachiro tousseneli*), which had met with a remarkable accident. He said that the bird had been obtained by our old friend Mr. Bates at Assobam, and only reached this country just before the war.

A reference to it appears in the 'Ibis,' 1911, p. 494, where Mr. Bates wrote of this bird: "No. 3268 had an old palm-stalk arrow, or part of one, sticking in its forehead near the left eye, so that when the boy who shot it saw it on the perch it looked as if it had a horn. The eye which had been pierced by the arrow had shrivelled up, and the wound had healed. The bird was somewhat fat, even though it had long been wounded and carried an arrow in its head."

Mr. Bates cut the top off the arrow and replaced the shaft in the skin.

Mr. BANNERMAN made the following communication on the occurrence of a rare Petrel in the Atlantic:—

"It may interest certain members of the Club to hear that the very rare Petrel *Estrelata hasitata* has again been reported (unfortunately not obtained) from the North Atlantic; this time by an American ornithologist who is making a special study of the Tubinares—Mr. Francis Harper of the American Biological Survey. Knowing that I was interested in this group of birds, Mr. Harper wrote to me that when crossing from America on 2nd July, 1919, he noticed a specimen of this Petrel in mid-Atlantic, lat. 41° 25' N., long 41° W., and identified the bird to his entire satisfaction. On his return to America in October he again saw the Capped Petrel and wrote to me as follows:—

"I have not yet published a note on *Estrelata hasitata*, largely because I am waiting to hear from our Navy Department regarding the position of the ship at the time I saw

the birds on October 28 last. Meanwhile, however, you may feel entirely at liberty to mention my observations before the B. O. C. I have recently gone over the notes I made at the time, and have examined some specimens as well, making sure that the identification was quite satisfactory. As nearly as I can estimate at present, the position was probably a couple of hundred miles west of the Azores. Eight or ten birds were in sight at first, and I kept seeing a few off and on for about two hours and a half thereafter."

At a later date (September 30, 1919) Mr. Harper again wrote to me:—

"Since writing you last week, I have learned from our Navy Department that the noon position of my ship on October 28, 1918, when I first saw the Black-capped Petrels, was 41° 43' N., longitude 38° 05' W. It is thus very interesting to find that both the October and the July observations were in practically the same part of the ocean."

Considering that Mr. Harper is a trained ornithologist, and very close observer, I consider that this record is worthy of perpetuation.

Mr. E. C. STUART BAKER, on behalf of Messrs. H. C. Robinson and C. Boden Kloss, exhibited the types and read the descriptions of the following new subspecies of Malay birds:—

*Garrulax pectoralis meridionalis*, subsp. nov.

*Garrulax pectoralis* Hume (partim), *Stray Feathers*, viii. (1876), p. 169; Oates (partim), *Birds of Burma* (1883), p. 36; Sharpe (partim), *Cat. Birds, B.M.* vii. (1883), p. 44; Blanford (partim), *Faun. Brit. Ind., Birds*, i. (1889), p. 80.

Differs from the typical Himalayan and other north-western birds in having all the tail-feathers, except the central pair, tipped with buff, not white; the under surface, including chin and throat, ochraceous-buff slightly paler on the abdomen; the nuchal collar paler. Ear-coverts white, striped with black; the frontal feathers and lores ochraceous-buff, the latter slightly tipped with black.

*Type.* Adult male from Hat Sanuk near Koh Lak, Rajburi, S.W. Siam. Collected on the 19th April, 1919, by H. C. Robinson and C. Boden Kloss. No. 5403.

“Iris reddish brown, edge of eyelids yellow, post-orbital skin bluish-slate, bill greenish-horn, feet greenish lead.”

Total length 315 mm., tail 135, wing 141, tarsus 44, bill from gape 37.

Arakan birds are said to have the ear-coverts wholly black, a white spot on the uppermost tertiaries and the lateral tail-feathers still more deeply tipped with white than in *G. p. pectoralis*; they have been named *melanotis* by Blyth (Journ. Asiat. Soc. Bengal, xii. 1843, p. 949).

***Gecinus canus microrhynchus*, subsp. nov.**

In working out the very large collections made by ourselves in Peninsular and S.W. Siam, we have had occasion to critically examine the available specimens of the species broadly known as *G. occipitalis*. One of us has also examined the series belonging to the Zoological Survey of India. We are in accordance with Stuart Baker in considering that the true *Gecinus occipitalis* (Vigors, P.Z.S. 1830, p. 8) is fairly distinct, and can be separated from allied forms by darker and duller coloration and size. It appears to be confined to the Himalayas west of Nepal.

Adult ♂ specimens from Muree have a wing of 153; from Mussoorie, 158; from “N.W. Himalayas,” 156 ♀; and from Simla, 160. Nepal birds are about 153 and are, as Baker states, intermediate; while specimens from the stated habitat of his *P. c. gyldenstolpei* range from 139–147 mm.

We have before us nine birds from Koh Lak and the vicinity, S.W. Siam, three from Lat Bua Rao, Eastern Siam, three from Cochin-China, and five from S. Annam. We find that the Indo-Chinese and East Siam birds agree well with the description and figure of Gyldenstolpe in which, it may be remarked, the bronzy or olive-gold wings are strongly indicated, and they may therefore be placed under his name *Gecinus c. hessei*.



The Peninsular Siam birds, on the other hand, while agreeing in general size and colour with the preceding, have a markedly smaller bill, ranging in the males from 41·5–43 mm. and in the females from 40–43. The difference is so consistent without material overlap that we think it well and reasonable to bestow a subspecific name. In Tenasserim there is a long range to the south of Tavoy, from which the species is not known, though on Gunong Tahan in lat. N. 4° 40' in the Malay Peninsula a very distinct form *G. c. robinsoni* occurs, all mention of which is omitted by Mr. Baker. Specimens from Petchaburi and Meklong River (collectors Pierre and *Hunter*, not Hume) in the British Museum are almost certainly of the race now described.

*Diagnosis.* In size and general appearance not separable from *G. c. heesei* from East Siam and Indo-China, but with a markedly smaller bill: 41·5–43 mm. in males and 40–43 in females, against 46–49 (5 males) and 43–46·5 (5 females) of *G. c. hessei*.

*Types.* ♂ ♀ ad. Koh Lak, Rajburi, S.W. Siam, collected on 6th and 8th April, 1919, by H. C. Robinson and C. Boden Kloss. Original Nos. 5160 (♂), 5102 (♀).

*Measurements.* Total length, ♂ 323 mm., ♀ 320; wing, ♂ 147, ♀ 142; tail, ♂ 122, ♀ 113; tarsus, ♂ 29, ♀ 28·5; bill from gape, ♂ 43, ♀ 42.

***Gecinus vittatus connectens*, subsp. nov.**

*Gecinus vittatus eisenhoferi* Robinson, Journ. Fed. Malay States Mus. vii. p. 164 (1917).

Further examination of our series of this group convinces us that the birds of Langkawi Island off the west coast of the Malay Peninsula are distinct from the typical form from Java (*G. v. vittatus*).

Larger than Sumatran, Javan, and Malay Peninsula birds, wing always exceeding 132 mm.; slightly smaller than *Gecinus vittatus eisenhoferi* from North and East Siam. Differs from both forms in having the back and wings dark grass-green with no tinge of bronze, rump as in other forms golden-green.

*Types.* ♂ ad. Sungei Kilim, Langkawi Island, 27th March, 1909; ♀, Dayang Bunting, Langkawi Island, 10th December, 1916.

Wing, ♂ 137 mm. (worn), ♀ 138; tail, 135, ♀ 114 imp.; tarsus, ♂ 27.5, ♀ 27; bill from gape, ♂ 37.5, ♀ 37.

*Series examined.* 2 ♂ ad., 1 ♂ imm., 3 ♀ ad., all from Langkawi Island, compared with eleven from Johore, Negri Sembilan, and Selangor, three ♀ from Sumatra, and two from Java (*Gecinus vittatus vittatus*); four from Cochinchina, one from East Siam, four from S.E. Siam, and two from South Annam (*G. v. eisenhoferi*).

***Iyngipicus canicapillus suffusus*, subsp. nov.**

Differs from specimens of *I. canicapillus* from Peninsular Siam in having the flanks and under surface more strongly washed with buffy, not approaching, however, the ochraceous orange of *I. c. auranteiventris*. Throat white as in the allied forms.

Wing, ♂ 79, ♀ 84 mm.

*Types.* ♂ and ♀. Kuala Lumpur, Selangor, Federated Malay States. August 1907 and 23 May, 1912.

*Specimens examined.* Twenty-one ranging from Perlis to Selangor Coast. Compared with ten from Peninsular Siam and twelve from South Annam and five specimens of *I. c. auranteiventris* Salvad., from Sarawak.

The above specimens show that it is impossible to regard *I. c. auranteiventris* as other than a very strongly-marked subspecies of *I. canicapillus*. Baker is therefore probably right in regarding *I. picatus* Hargitt merely as a very worn specimen of *I. c. auranteiventris*, though it is difficult to reconcile Hargitt's figures with our specimens of *I. c. auranteiventris* or to separate it from the subspecies just described; possibly there is yet another form in N.W. Borneo.

*I. auritus* Eyton, the other species of the genus occurring in the Peninsula, is a totally different bird, smaller and browner with a brown, not a grey, cap. We have obtained it from the same trees as *I. canicapillus*.

↳ *Eurylaimus javanicus brookei*, subsp. nov.

Differs from the typical Javan form in having the under tail-coverts vinaceous, not pale yellow; from the Sumatran form, *E. j. harterti* van Oort\* (six topotypical specimens examined), in practically lacking the leaden wash on the throat in both sexes. Dark pectoral band in the male present, but obsolescent.

*Dimensions.* Wing, ♂ 109 †, 111, ♂ 110 †; tail, ♀ 74 †, 73, ♀ 75 †; tarsus, ♂ 25 †, 26; ♀ 25 †; bill from gape, ♂ 38 †, 36, ♀ 38.5 † mm.

*Types.* ♂ from Ulu Paku, Saribas, S.W. Sarawak, collected on 25 November, 1916; and ♀ from Anyut Paku, Saribas, 20 July, 1916, by native collector. A second male from Paku, Saribas, Feb. 1917.

Van Oort, in his description of *E. j. harterti* (loc. cit.), notes that "Bornean birds have but small and indistinct pectoral bands," so despite the smallness of our series we are justified in separating this form.

Most Malay Peninsula specimens (8 ♂ and 9 ♀ adults examined) do not differ from Sumatran birds. One northern one is perhaps a little paler.

↳ *Eurylaimus ochromalus kalamantan*, subsp. nov.

Differs from *Eurylaimus ochromalus ochromalus* ‡ (type-locality here restricted to Singapore) in being consistently larger; wing in 7 males 82–89 mm., in females 81–84 mm. against 77–81 in 10 males and 75–81 in 10 females.

*Types.* Adult ♂ and ♀. Saribas District, Sarawak; collected on 27th July, 1916, and 5th March, 1917. Wing, ♂ 86, ♀ 82 mm.

*Specimens examined.* 6 ♂, 5 ♀ from Saribas and a ♂ and ♀ from Balingean. Compared with 20 males and females from the Malay Peninsula; three ♂ from Sumatra, wing 74–78, and 4 ♀, wing 74–78 mm.

\* Notes Leyden Museum, xxxi. 1909, p. 210.

† Measurements of the types.

‡ Raffles, Trans. Linn. Soc. xiii. 1822, p. 297 (type).

***Serilophus lunatus stolidus*, subsp. nov.**

*Serilophus rothschildi* Robinson, Journ. Fed. Malay States Mus. v. 1915, p. 97 (Kao Nawng, Bandon).

We have long considered five specimens from the above locality in our collection not strictly referable to any known race; the acquisition of a large series of more typical *S. lunatus* now enables us to name them.

Separated from *S. l. lunatus* by the deeper-coloured inner secondaries and tertiaries, the innermost of which do not show dusky bases, and also by the slightly more drab, less fulvous ear-coverts; from *S. l. rothschildi* of Perak and Selangor by the fulvous crown and ear-coverts and paler chestnut rump and secondaries; and from *S. l. intensus* by the lighter grey underparts and paler upper parts.

*Types.* ♂ ♀ adult from Kao Nawng, Bandon, Peninsular Siam, 1200–1500 ft., collected on 19 and 23 May, 1913, by H. C. Robinson and E. Seimund.

*Specimens examined.* The types and two immature birds from the same locality compared with 5 ♂ and 6 ♀ of *Serilophus lunatus lunatus* from the Pakchan Estuary and Chumporn; 3 ♂ and 5 ♀ of *S. l. rothschildi* from the Federated Malay States; 6 ♂ and ♀ of *S. l. intensus* from Korinchi, W. Sumatra; a pair from S. Sumatra (Bencoolen and Palembang Residencies) and one from Deli, N.E. Sumatra.

In this connection we may note that Hume states (Stray Feath. iii. 1875, p. 53) that the thighs are deep chocolate-brown with sometimes a white spot inside, immediately above the articulation: in all the specimens we have examined the thighs are dead, not even sooty, black. If Hume is correct the South Tenasserim and South-western Siam bird is again different from that of Pegu; it is unlikely that the type actually came from Rangoon.

***Rhinocichla mitrata major*, subsp. nov.**

Distinctly larger than the typical Sumatran race: wing, minimum (of twenty-six specimens) 100, maximum 119,

average 107 mm., against minimum of 94, maximum 106, and average of 100 mm. in twenty-three Sumatran birds. Bill markedly more robust; no colour-distinctions.

*Type.* Adult male from Gunong Ijau, Larut Hills, Perak, 4000 ft., collected on 18 April, 1915.

Wing 109 mm., tail 128, tarsus 39, bill from gape 25.5 mm.

***Poliositta azurea nigriventer*, subsp. nov.**

[In view of the fact that most of the recent material of this species in the Tring Museum appears to be from East Java, we have restricted the locality of the typical form (*P. azurea azurea*) to East Java (neotypes from Ardjuno Volcano).]

*Types.* ♂ and ♀ ad. Tjibodas, Gedeh, W. Java, 4000–6000 ft., collected on 17 and 13 February, 1916, by H. C. Robinson. Original Nos. 2226 A and 2316.

Differs from the typical form in having the white portion of the under surface very strongly washed with buff; the abdomen and thighs black scarcely tinged with indigo-blue. Separated from the Malayan and Sumatran *P. a. expectata* in having the back paler and the outer secondaries more broadly edged with black, and in the colour of the underparts which in *P. a. expectata* are as in the typical form white, only slightly tinged with buff.

***Ophrydornis albogularis moultoni*, subsp. nov.**

“Easily separated from *Ophrydornis albogularis* (Blyth)\*, type from Singapore, by the very pale colour of the flanks, which in the typical race are strongly infuscated with darker fulvous.”

Wing 74 mm.

*Type.* Adult female, from Betong Saribas, S.W. Sarawak, collected on 8 August, 1916, by H. C. Robinson's native collectors.

*Specimens examined.* The type and another male from

\* *Setaria albogularis* Blyth, Jour. Asiat. Soc Bengal xiii. 1844, p. 385.

Betong Saribas, and three males from Balingean, Sarawak, compared with seven of the typical form from various parts of the Malay Peninsula.

Oberholser (Smithsonian Misc. Coll. xlviii. 1905, p. 64) has pointed out that *Setaria*, of which the above species is the genotype, is preoccupied by *Setaria* Oken, 1815 (Vermes), and that the right name for this well-characterised genus is therefore *Ophrydornis* Büttikofer, 1895.

Sharpe has stated that *Malacopteron* Eyton, 1830, is unavailable for the well-known species associated with *M. cinerea* and *M. magna* on account of *Malacopterus* Serville, 1833 (Coleoptera), though on the analogy of such genera as *Picus* and *Pica* the contention may well be contested.

Oberholser has therefore proposed for the species of the former genus *Malacopteron* (excluding *Ophrydornis*) the name *Horizillas*, type *Malacoptéron magnum* Eyton.

Mr. E. C. STUART BAKER described the following races of *Galloperdix spadicea* :—

*Galloperdix spadicea stewarti*, subsp. nov.

*Description, adult male.* Similar to *G. s. spadicea*, but very much more richly coloured; the crown is practically black and the whole of the upper parts are a rich chestnut-rufous, the pale borders to the feathers being absent or obsolete. The vermiculations on the back are absent and those on the rump and upper tail-coverts nearly so.

Below the colour is equally intensified and rich, and the chestnut extends right back behind the vent and on to the posterior flanks.

The type male has grey spots on the breast, but this is probably only an individual characteristic as two males obtained by Surgeon-Major Fry at Trevandrum have no such spots. It should, however, be noted that whereas these spots in typical *spadicea* are more or less round in shape, in *stewarti* they are heart-shaped and are bordered with black, a feature only seen, and that very faintly, in one other specimen from Ootycamund.

A young male differs from the young male of typical *spadicea* in being much more richly coloured. The upper parts are bright rufous brick-red, with the black markings showing merely as shaft-lines on the extreme upper breast and neck and as obsolete bars elsewhere.

The type is No. 1914.9.26.29, J. S. Stewart Collection, British Museum.

*Type-locality.* Aneichardi, Travancore. 17 February, 1914.

Named after Mr. J. Stewart, who collected a series of these birds in Travancore, which he has presented to the British Museum.

The race from Mount Abu and surrounding country must also be recognised, as it has very different coloration to the typical bird from Madras. It is everywhere much paler: on the upper parts the chestnut centres of the feathers are paler and the grey margins wider; below also the tint is much paler over the whole surface.

Ogilvie-Grant has already pointed out these differences, but dismisses them with the remark that they are merely climatic. Blanford, who does not admit subspecies in the 'Avifauna of British India,' says that the Bombay Presidency bird forms a very distinct variety, and proposes the name *caurina*, which will stand. No type is named and no type-locality. I propose therefore

*Galloperdix spadicea caurina* Blanf.

*Galloperdix caurina* Blanford, Avifauna British India, iv. p. 107 (1898).

*Type*, 89.5.10.1512. Coll. G. King, British Museum, 7.7.68.

*Type-locality.* Mount Abu, Bombay Presidency.

No type-locality has been designated for *Galloperdix s. spadicea*; this may therefore be given as Ootycamund, Neilgherries, from which place Blyth recorded his birds.

† Dr. V. G. VAN SOMEREN exhibited and described the following new forms from Africa, which formed part of a magnificent collection he had recently brought home:—

**Sarothrura rufa ansorgei**, subsp. nov.

*Female.* Upper surface black with fine bars and buff specklings, finer than in typical *S. rufa*. Wings less spotted, the secondaries being almost uniform. Tail uniform black†

Wings 81 mm.

*Male.* Very like male of *S. rufa*, but markings on back not so white. Throat paler than rest of head and breast, the whole chestnut-coloured area paler than in S. African birds; belly whiter; under wing-coverts faintly spotted.

*Types* in Tring Museum: ♂ ad. no. 899, ♀ no. 902. Duque de Braganza, Angola, 7.8.03 and 8.8.03. Dr. Ansorge Coll.

*Obs.* Two males and two females were collected.

**Sarothrura rufa elizabethæ**, subsp. nov.

The female of this race differs from females of *S. rufa* of Cape Colony and *S. rufa ansorgei*, Angola, in being blacker on the upper surface, in having the buff marking on the head, back, and wings brighter and coarser, and in having the tail closely spotted and barred.

The male differs from the male of *S. rufa* in being whiter on the underside and having the bill smaller; and from the male of *S. rufa ansorgei* in having the white marks on the back larger and the mantle more longitudinally streaked, less spotted, and the tail-markings larger and more numerous.

*Types* in Tring Museum:

♀ ad. Kisumu, 10.5.17. Dr. van Someren Coll.

♂ ad. Kakamegoes, N. Kavirondo, 9.2.17. Turner Coll.

*Obs.* Four males and two females were collected. The range of this race, so far as our knowledge goes, is Uganda, from Entebbe east to Elgon and Kisumu in British East Africa.

**Vinago delalandei granti**, subsp. nov.

Very like *V. delalandei* from Natal, but smaller and much darker, deeper greyish olive on the head and breast, more golden olive-green on the back and wings, and the abdomen yellow.



Wings 156–160 mm. compared to 178–190 mm. in Natal birds.

*Type* in British Museum. Ad., 1.5.18. Kilwa, "German" East Africa. C. Grant Coll.

*Obs.* This bird is named in honour of Claude Grant, who collected the type and, thinking that it differed from the Natal birds, sent it home to Mr. Bannerman for comparison with typical *V. delalandei*. Just about the same time I also procured a few specimens and brought them home, thinking that they were possibly new. In order not to clash, Mr. Bannerman has kindly allowed me to describe the bird.

This Fruit-Pigeon occupies the same territory as *V. wakefieldi*, also a green-tailed bird, but quite a distinct species.

***Stigmatopelia lugens funebrea*, subsp. nov.**

Similar to *S. lugens*, from Abyssinia in type of plumage, but altogether darker and much smaller. The pinkish-buff breast-band not so pale nor extensive; the buff of the throat not extending on to the neck, and the grey of the upper breast and abdomen much darker. The under tail-coverts and under wing-coverts much darker.

Wings 175–180 mm. compared to 185–192 mm. in typical *S. lugens*.

*Range.* Elgon, south to Kilimanjaro.

*Type* in Tring Museum. ♂ ad., 12.4.17. Dr. van Someren Coll.

***Bradypterus yokanæ*, sp. nov.**

Upper surface including crown, mantle, back, and tail very dark black-brown, almost black, rather paler in the lower part of rump. Wings black-brown, primaries and secondaries narrowly edged pale brown. Secondary coverts more broadly edged with pale brownish white; tertiary coverts broadly edged and tipped with white, so forming a bar across the wing; *lesser coverts pure white forming a white "shoulder."* Under wing-coverts blackish, largely tipped white. Under-side: cheek white, barred black, ear-coverts blackish streaked white; throat white with large arrow-shaped black marks; breast and abdomen white, sides of breast and flanks brownish black with blackish shaft-streaks. Under tail-coverts ashy

white, with large dusky shaft-patch. Loral spot black, a white line starts from just in front of this and passes to posterior angle of eye. Thighs blackish tipped white. Tail-feathers 12, broad, not decomposed, feet large; tarsus 26 mm., grey-brown. Bill 15 mm. long and strong. Upper mandible black, lower greyish.

Wings 70 mm.

Female similarly coloured, but has only slight indication of eye-stripe.

*Type* in Tring Museum. ♂ ad., 11. 1. 19, Sezibwa River, Uganda. Dr. van Someren Coll.

*Obs.* This remarkable bird has not been met with anywhere but on the swampy banks of the Sezibwa River, in Uganda. Five specimens were collected. They belong to the broad-tail group of *Bradypterus*, having twelve tail-feathers. This species is named after my faithful and excellent head collector, to whose energy I am indebted for the magnificent collection of E. African and Uganda birds I now possess.

***Bradypterus altumi*, sp. nov.**

Upperside, including crown, mantle, rump, wings, and tail brownish olive, a greyish-white superciliary stripe. Loral spot blackish, ear-coverts greyish olive, throat whitish, feathers tipped olive-brown. Breast and flanks greyish olive with brownish wash, most pronounced on flanks. Thighs olive-brown. Abdomen whitish grey. Tail composed of ten narrow decomposed feathers. Tarsus 24 mm., grey-brown. Bill 10 mm., upper blackish, lower greyish brown. Wings 64 mm. Under wing-coverts grey olive-brown.

*Range.* Highlands of B. East Africa, 8000 to 10,000 ft. Molo district and Mt. Kenia.

*Type* in Tring Museum. ♂ ad., 21. 7. 17, Molo Forests. Dr. van Someren Coll.

*Obs.* The young birds have the throat and abdomen washed with yellowish olive, and the general plumage with a more yellowish-olive tinge. Sexes are alike. Seven specimens were obtained. The nest is constructed of blades of grass and reeds, and placed in a clump of reeds or willow-

like shrub. Eggs, two to three, whitish pink with liver and lilac markings.

*Chlorophoneus elgeyuensis*, sp. nov.

Somewhat like *C. nigrifrons*, but differing in having the throat and breast reddish orange, the loreal spot and ear-coverts black, the latter separated from the orange throat by a yellow line. Abdomen and flanks and under tail-coverts dull yellowish green indistinctly barred. Crown, neck, and mantle pure dark grey merging into yellow-green on the lower back, rump, and upper tail-coverts. Tail-feathers yellowish green, tipped yellowish, except the central pair. Wings yellow-green; inner webs of primaries and secondaries blackish, edged yellow. Under wing-coverts bright yellow.

Wings 85–86 mm. Bill black, 15 mm., fairly slender. Tarsus 21 mm., grey.

*Type* in Tring Museum. ♀ ad., 5.10.18, Marakwet Elgeyu. Dr. van Someren Coll.

*Range*. Known only from the Elgeyu-Sheringani Hills and Kenia, 8000–10,000 ft.

*Obs*. The male of this bird is unknown. The young bird in first plumage differs from a young of similar age of *C. nigrifrons* which I exhibit, by having the crown, nape, and ear-coverts grey, not olive-green, and in having the bill longer, otherwise it is smaller.

Three adult females and one almost adult were collected, along with the young bird. I exhibit a ♂ and ♀ young *C. nigrifrons* for comparison.

*Laniarius ruficeps cooki*, subsp. nov.

Similar to *L. r. nuchalis*, but with the red nape-patch *much more* extensive and extending on to the upper mantle, and of a brighter red colour. Bill larger and heavier.

Wings 80–83 mm.

From *L. ruficeps* it differs in having the forehead to posterior angle of eye black.

*Range*. Taru desert country and S. Ukambani.

*Type* in my collection. ♂ ad., 18. 3. 18, Tsavo. Dr. van Someren Coll.

*Obs.* This bird is named in honour of Mr. J. Pemberton Cook, who shared with me a strenuous ten days' collecting in the dry Taru desert country, when over 750 specimens were obtained.

***Smithornis capensis meinertzhageni*, subsp. nov.**

Most nearly related to *S. capensis medianus* (Hartert and van Someren), but considerably smaller and much more heavily spotted and streaked on the breast and back, and lacking the yellowish wash to the abdomen and the ochraceous breast-patches.

Wings 65–70 mm., bill 12 mm.

*Range.* Foothills of Elgon and North Kavirondo, and probably Nandi.

*Type* in Tring Museum. ♂ ad. Nyarondo, 11. 3. 17. Meinertzhagen Coll.

*Obs.* This bird was first met with at the foot of Elgon on the Kibingei River, and subsequently a series of nine specimens was collected by Mr. Turner for Major Meinertzhagen.

***Bias musicus changamwensis*, subsp. nov.**

The female differs from typical *Bias musicus*, of West Africa, by being smaller and paler rufous on the back, wings, and tail, and without the blackish centres to the feathers of the mantle. The underside whiter, without rufous wash.

Wings 80 mm. compared to 88 mm. in typical race.

This coast-form differs from *B. m. feminina* Jackson, from Uganda, by being paler above and whiter below.

Wings in ♂ 82 mm.

*Range.* Coast-lands of British and "German" East Africa.

*Types* in my own collection. ♂, 21. 7. 18; ♀, 21. 7. 18. Changamwe, Mombasa. Dr. van Someren Coll.

**Caprimulgus nubicus taruensis**, subsp. nov.

This race is nearest to *C. n. torridus* of N. Somaliland, from which it differs in being more rufous on the wings and scapulars, and it is smaller.

Wings 146–150 mm. compared to 152–157 mm. in *C. n. torridus*.

*Present known range.* Taru desert to E. Kilimanjaro.

*Type* in Tring Museum. ♂ ad., 17. 3. 18., Tsavo. Dr. van Someren Coll.

*Obs.* Ten specimens altogether were collected, uniform in coloration.

**Caprimulgus keniensis**, sp. nov.

Somewhat like *C. frenatus*, but much darker, the spotting of the wings being larger, more pronounced, and more numerous. The inner scapulars and lower back-feathers pale greyish, and the outer scapulars almost black on the outer webs. The longitudinal pale markings on the back are golden, set off by a black ground. The white bars on the primaries large and clear-cut. The shafts of the primaries pure white for an inch beyond the white wing-bars. The terminal half of the two outer tail-feathers white on both webs, the third pair of outer tail-feathers with white triangular tips for the terminal inch. Throat and upper breast blackish, some of the feathers tipped ochraceous. A patch of white on either side of throat. A pale rusty collar is present on the hind neck.

Wings 160 mm.

*Range.* N. of Mt. Kenia.

*Type* in Tring Museum. ♂ ad., April 1919. N. Kenia. A. B. Percival Coll.

*Obs.* I know of no other East African Nightjar which exhibits the peculiar white shafts to the primaries, as this bird does, even on the first primary, where the shaft is white, not in continuity with the white bar.

**Melittophagus mulleri yalensis**, subsp. nov.

Very like *M. mulleri* from Gaboon, but paler brighter chestnut above and paler brighter blue below. Red of chin paler; throat black, not blue.

Wings 80–86 mm.

*Range.* Elgon and Suk, and Kavirondo.

*Type* in Tring Museum. ♂ ad., 17.3.17. Nyarondo. Turner Leg.

*Obs.* Seven specimens which I have compared agree perfectly in the characters given for this new race. A series of a dozen skins were sent home during the war, but were presumably lost at sea, as they never arrived.

**Colius striatus mombassicus**, subsp. nov.

Resembling *C. striatus affinis* from Dar-es-salaam in having a pale throat, but differing from that race in having the throat, breast, and mantle more distinctly barred, the bars being darker and wider; the underside is darker, while the wings and tail are more greyish and the rump barred.

*Type* in Tring Museum. ♂ ad., 19.7.18, Changamwe. Dr. van Someren Coll.

*Obs.* I have carefully gone over the whole of this group of Colies and have compared good series. 14 skins from Mombasa to Lamu exhibit the characters given above.

**Colius striatus ugandensis**, subsp. nov.

Resembling somewhat *C. striatus kikuyuensis*, but crown and mantle lighter above, wood-brown to buffy brown, the mantle more distinctly barred. Wings and tail greyish olive. Cheeks greyish; ear-coverts whitish, especially at the posterior borders. Throat blackish, the black not so extensive as in East African birds, and feathers more broadly tipped with whitish. Upper chest paler, ochraceous buff, barred brownish black, but less extensively than in *C. st. kikuyuensis*. Rest of the underside ochraceous buff, darker than in *C. kikuyuensis*.

Wings 99–102 mm.

*Range.* From Lake Albert and Ruwenzori to Elgon and the Turkwell River.

*Type* in Tring Museum. ♂ ad., 28.5.06, Chagwe. Dr. van Someren Coll.

*Obs.* 18 specimens exhibit the characters in a remarkably constant manner.

***Colius striatus kikuyensis*, subsp. nov.**

The Central British East African birds differ from the coastal form, *C. s. mombassicus*, in having the head and neck darker, "saccado umber," the mantle slightly darker, faintly barred; base of forehead, cheeks, and throat blackish, with the feathers of the latter tipped greyish. Ear-coverts silver-grey. Breast buffy brown barred blackish. Lower part of breast and abdomen light buff; wings and tail deep greyish olive; rump and upper tail-coverts "saccado brown," faintly barred.

Wings 109–107 mm.

*Range.* South Ukambani to Kavirondo, including the Loita Plains and east to Kenia.

*Type* in Tring Museum. ♂ ad., 14.5.18. Nairobi. Dr. van Someren Coll.

***Colius leucocephalus turneri*, subsp. nov.**

Differs from typical *Colius leucocephalus* (of which I have 13 specimens from type-locality) in having the neck, mantle, and back more clearly barred, in having these parts more greyish; the hind half of the crest much deeper smoke-grey, the basal half of the feathers pure white, not creamy; the cheeks greyish, not brownish; the pink of the breast less extensive, while the lower chest and abdomen are ochraceous buff. The throat slightly darker. Wings and tail grey.

*Type* in my own collection. ♂ ad., March 1919. Northern Guasso N'yiyo.

*Obs.* Besides my four specimens there are others in the British Museum from the same locality.

***Urocolius macrurus griseogularis*, subsp. nov.**

Most nearly related to *U. m. pulcher*, but differing from

that race by being very much greyer below—less pinkish ; the crown and crest more greyish ; the blue nape-patch brighter paler blue ; the wings and tail washed greenish, less bluish ; the throat greyish like the breast.

Wings 88–95 mm., thus larger than *C. m. pulcher*.

*Range.* Central Lake District, Kivu, Albert Edward, and N. Tanganyika.

*Type* in Tring Museum. ♂ ad., 21.1.08. No. 1886, Grauer Coll.

*Obs.* This is the darkest known race of the blue-naped Colies.

***Halcyon badia budongoensis*, subsp. nov.**

Very like *H. badia*, of Gaboon, but much larger and more heavily built ; the chestnut of the back and crown paler and brighter ; the blue patch in the rump narrower and paler ; the blue on the wings tinged with green.

Wings 100–105 mm.

*Range.* Central and West Uganda and Lake District.

*Type* in my own collection. ♀ ad., 27.12.18. Bugoma Forest. Dr. van Someren Coll.

Dr. VAN SOMEREN exhibited the male of

*Sarothrura somereni* Bannerman (page 9),

which he describes as follows:—

Head and sides of neck orange-brown, slightly darker on the crown ; throat white ; the brown of the neck *not* extending on to the mantle or upper breast ; back, wings, and tail black, each feather on these parts with two submarginal white lines, the broadest lines being on wings ; upper breast white, the feathers with a black shaft-streak ; lower breast pure white ; abdomen white streaked blackish ; under wing-coverts black with white margins. Wings 85 mm., bill 12, tarsus 20, tail 24.

*Obs.* There are two breeding males in my own collection and two in the Nairobi Museum. These birds are found from Kisumu south to Ukambani.



Mr. WITHERBY exhibited skins of the following birds, which he had obtained in June and July, 1919, in the Balearic Islands :—

*Loxia curvirostra balearica*, an adult pair from a pine-wood at about 2000 ft., in the mountains of the north of Mallorca.

*Sylvia sarda balearica* Jordans, Falco, Oct. 1913, p. 43. A series of this form, which is easily distinguished by its pale whitish throat and small size, from Mallorca, where it is common on parts of the coast.

*Enanthe æ. enanthe*. A male in full moult and a young one (July 19) from Ibiza. Mr. Witherby remarked that the bird evidently bred in some numbers on rough ground near some salt-pans on the coast in Ibiza, as he saw a good many young ones of various ages. Although it was impossible to ascribe the adult male which he obtained to any race owing to its condition of moult, Mr. Witherby had examined a male obtained by Mr. Gosse on the same island on April 16, 1914, and this was of the typical form. Mr. Witherby thought it remarkable that the Common Wheatear bred at sea-level so far south, and that he did not see it in the mountains of Mallorca. The Wheatears which bred high up in the Sierra Nevada had been separated under the name of *Æ. æ. nivea* Weigold, Orn. Monats. 1913, p. 123, and the Ibiza birds appeared to have none of the characteristics of this race. Dr. Jordans, however, considered the bird which evidently bred on Formentera belonged to *Æ. æ. nivea*.

Mr. WITHERBY also exhibited a specimen of *Parus palustris* which he had obtained near Ribas in the Spanish Pyrenees. The bird being in juvenile plumage, it was impossible to say to what subspecies it belonged, but so far as he knew no Marsh-Tit had previously been obtained in the Iberian Peninsula, though Saunders stated that it was found near Granada and Cordova ('Ibis,' 1871, p. 208).

Mr. WITHERBY also exhibited two male *Emberiza schoeniclus canneti* which had been obtained near Oporto on May 26,

1918, and had been sent to Mr. Witherby by Mr. W. C. Tait. Dr. Hartert had confirmed the identification, and it was interesting to find this race breeding so far west as Portugal.

Mr. J. STEWART exhibited a series of eggs of *Sarciophorus malabaricus* and made the following remarks:—

At the suggestion of Mr. Stuart Baker I have prepared the following few notes on *Sarciophorus malabaricus* (the Yellow-wattled Lapwing), the eggs of which are now being exhibited.

This small Lapwing has already been recorded from several parts of India and Ceylon, but my experience of it in Southern India is that its distribution is very local—in fact, I have only come across the bird near the Malabar coast, where it is a permanent resident and fairly common.

It breeds on small undulating hills of useless waste land, where the soil is so hard and poor that it cannot grow sufficient vegetation to cover the ground. Many of the hills, indeed, are quite bare and free from grass or scrub jungle.

The soil on these hills is laterite, locally called cabook. This laterite is better described as a soft rock of a brick-red colour; it is easily cut into any shape or size with a broad-pointed pickaxe made for the purpose.

The natives cut the laterite into large-sized bricks, and use them for building the walls of their houses—it makes a substantial wall that will stand for ages as long as it is kept dry and protected from rain.

On the surface of the ground of these hills there is usually a quantity of loose red gravel or stones, which closely match the red type of egg, both in colour and size, making it difficult to find the nests.

The birds breed during the S.W. monsoon, from the middle of April to the middle of August, and I have taken, or had fresh eggs brought to me, at all times during these four months. They appear to rear two broods in that time.

The red type of eggs were first taken by a collector of mine in 1912, and to make sure that they were the eggs of

*Sarciophorus* I had a bird shot from the nest of each type of egg, and the two skins were identified by Mr. Baker as those of *Sarciophorus malabaricus*.

My collectors have since worked these hills from April to August for the past five seasons, and collected a magnificent series of both olive and red eggs. The only other eggs they have found on the same ground have been a few clutches of Nightjar, Bush-Lark, and the Indian Courser.

Out of the first 100 nests of *Sarciophorus* of which I kept notes, 63 contained the usual grey or olive-coloured eggs, and 37 nests contained the brick-red type. The whole 100 nests were taken within five or six miles from the west coast, as the crow flies.

I am often asked if both types of eggs are found on the same hill, and my reply is that there is no hard-and-fast rule, as nests of both types have been found occasionally within a few yards of each other amongst grass and cover, as well as on bare and open ground.

On the other hand, it is interesting to note that out of 63 nests of the ordinary olive-coloured eggs, 45 were found amongst grass and scrub on the darker soil, and only 18 on the bare red ground.

Out of 37 nests of the red type 24 were on bare hills, and only 13 amongst grass and scrub.

All the nests were practically alike—just a hole or depression in the ground, sometimes lined with a few straws or dry leaves.

I have not seen any breeding-ground of this Lapwing in other parts of India or Ceylon, but so far no eggs of the red type have been recorded from anywhere else, and it is clear to me that *Sarciophorus* eggs of the Malabar coast have been successfully evolved to resemble the colour of the laterite soil.

There is another common Lapwing in Southern India—*Sarcogrammus indicus* (or Red-wattled Lapwing),—it is a much larger bird, a permanent resident, and has a wide distribution; it breeds chiefly on sandy river-beds or near water, not on the red laterite hills, and though I have seen a

considerable number of nests and eggs of this bird, I have never come across a red clutch—the ground-colour is, however, lighter than the eggs of the Common Lapwing of Europe. I have seen no Indian Lapwing's eggs so dark as those of the Common Lapwing of this country, such as were shown to me the other day by a collector in England, who informed me that his darkest eggs were taken in low-lying meadows and marshes. This, again, suggests that the bird's eggs are gradually being adapted to its surroundings.

Capt. LYNES exhibited some examples of new racial forms of the Nuthatch and Robin from the Middle Atlas of Morocco. He described them as follows:—

*Sitta europæa atlas*, subsp. nov.

Very similar to *S. e. cæsia*, but bill conspicuously more slender, attenuate, a smaller base even than *S. e. britannica*. Feet and claws rather weaker. Wing of 4 ♂ ad. av. 87 mm., rather longer than in *S. e. cæsia*. Colour below inclined to paleness, but examples in freshly moulted plumage are required to show whether this is constantly more so than in other races.

*Erithacus rubecula atlas*, subsp. nov.

Near *E. r. rubecula*, especially some southern examples, but differs from all in top-side, including rump, being dark earthy olive-green, lacking all tinge of rufous. One of the big-billed forms. A specimen obtained by Mr. Meade-Waldo in 1901 in the Great Atlas agrees in all respects.

Capt. Lynes hopes that an account of his Morocco trip will appear in the next January number of the 'Ibis.'

Mr. J. D. LA TOUCHE mentioned that a living example of *Rhopophilus pekinensis*, brought by him from N.E. Chihli to Shasi, Central Hupeh, China, in the autumn of 1917, failed the following summer to moult its tail-feathers in a normal manner. As the shafts grew they broke off, and finally developed in the shape of wavy plumes, the shaft being very fine and supple and the webs appearing in the shape of rough spatules, about five to each shaft, the intervening

spaces along the shaft being bare. At the time, the sand given to this bird was very fine river-sand—almost pulverized mud. As Mr. La Touche happened to have at hand some coarse mountain-sand, he substituted this sand for the river-sand, thinking that this might cause the bird to moult properly. The effect of this change was almost immediate; in a few days the bird grew a normal tail, the former plumes remaining as appendages to the new rectrices. The plumes gradually dropped off as the tail grew, and one of them was secured. It was shown to the members at the meeting.

Mr. La Touche's pet *Pterorhinus davidi*, now in the Zoological Society's Gardens, also moulted badly that season its wing-quills and tail, but these grew to their full size, weak, but without degenerating into plumes. The defect in this bird's new plumage was also evidently caused by the mud-sand.

Mr. P. F. BUNYARD exhibited a series of eggs showing scratches and abrasions, and made the following remarks:—

The presence of scratches on eggs is a question which does not appear to have been investigated. In referring to the eggs of the Capercaillie, Newton suggests in 'Ootheca Wooleyana' that they are caused at birth, but does not indicate how; it has also been stated or at least suggested by some that they were caused by the birds treading on them. I have always been very sceptical about accepting this latter theory; I therefore decided the matter was of sufficient interest to warrant further investigation.

The careful examination of a large number of eggs of the Capercaillie (*Tetrao urogallus*) and of the Honey-Buzzard (*Pernis apivorus*), both of which have a very large percentage of scratched eggs, nearly all of which I find are scratched at the large ends and the direction of the scratches on other parts are mostly in that direction, on some the scratches are so deep into the surface-pigment, especially on those of *P. apivorus*, that I concluded it was a matter of impossibility for

such scratches to have been made while laying loose in the nest.

A further examination of Capercaillie eggs reveals the remarkable fact that they are not only scratched at the large ends but also nearly always in the same position, which further convinces me that this could not possibly have been caused by the bird standing on them.

Out of 74 eggs I find 62 have scratches at the large ends and mostly in a longitudinal direction, this being well demonstrated in the four clutches which I exhibit; it will also be seen that some have them in a transverse direction. The series of Honey-Buzzard eggs exhibited present a much more complex problem, as they have the scratches at either end—the majority, however, at the slightly larger end; on rare occasions they may be found on the centre. I also exhibit one egg of the Sparrow-Hawk (*Accipiter nisus*), one of the Razorbill (*Alca torda*), and one of the Puffin (*Fratercula artica*); the Sparrow-Hawk's egg has very deep scratches extending from the centre towards the large end; the Razorbill's egg has deep scratches at the *extreme small end*; the Puffin's egg is not only scratched at the small end, but also on the side nearest that end. On this egg the scratched portion is also stained, and I suggest that the partly-born egg first rested on the ground on the side, it was then shifted by the bird to the extreme small end; the staining must have taken place while the egg remained temporarily stationary, *i. e.* in the cloaca. It would have been impossible for it to have stood alone unassisted on its small end sufficiently long to have taken up the stain; it was then finally assisted in its progress, either by the claws or by dragging on a hard surface (possibly rock), though the evidence certainly points to the claws having been used.

On all these three eggs the scratches are very deep, especially on the Sparrow-Hawk's and Razorbill's eggs, and in every case they penetrate the outer lime-layer to such an extent that I think after inspection it will be agreed that they could only have been made by a sharp instrument and while held firmly as though in a vice.

The evidence is strongly in favour of the staining having taken place prior to the scratching, otherwise the stain would have penetrated the scratches; those on the side are in the direction of the large end, towards which they terminate and become finer and less deep, and were probably caused by the birds shifting the egg to the small end.

My theory is that what really happens is that, during oviposition and while the egg is passing through the cloaca, there exists a potential vacuum behind the egg, and this, combined with the atmospheric pressure in front, causes the partly protruded egg to become stationary or fixed as though in a vice as already suggested; or it may well be caused by the contraction of the muscles of the uterine and cloacal walls, and in order to assist the egg in its further progress the bird either drags that part of the egg already exuded on the surface of the nest, or the claws are used to further assist in the process of exudation. Normally the large end leaves the cloaca first, hence the scratches on the large end, and the possibility of the small end leaving the cloaca first would account for the scratches on the small ends which are rare. Honey-Buzzard's eggs, being almost round, suggest, too, that they may leave the cloaca at either end, consequently this would account for their being scratched at either end.

I am unable to offer any suggestion as to why Capercaillie and Honey-Buzzard eggs are specially subject to these scratches; it is certainly of rare occurrence in the eggs of other species.

The strongest evidence in favour of my theory is based on the following points:—

1. The eggs of *T. urogallus* are nearly always scratched at the large end.
2. The position and direction of the scratches on a whole clutch of eight eggs is practically the same.
3. The direction of the scratches is mostly longitudinal.
4. They are finest at the termination of the scratch, which varies in direction at the extreme large end, where pressure is naturally lessened.

5. The impossibility of the scratches being made unless the egg is held firmly.
6. The depth of the scratches, especially on the Sparrow-Hawk, Razorbill, and Puffin's eggs, which point to a sharp instrument, *i. e.* the claws.
7. On some eggs the scratched portion appears to have been gone over several times in the same direction; they must therefore have been held in one position.

I do not think it would be impossible for the bird to reach the partly exuded egg with its claws, if it is considered to be an impossible contortionist feat, then the first suggestion (*i. e.* the dragging on some surface of the partly exuded egg) is probably the correct theory; or it may possibly be attributed to both causes, as the evidence of the eggs certainly suggests.

Abrasions are caused by the blistering and flaking off of the pigment, which is sometimes laid on so thickly that the heat from the bird or possibly the sun causes it to blister and flake off, leaving the ground-colour of the eggs exposed, or sometimes taking away minute particles of the shell and leaving fairly deep pittings. Guillemot's eggs, especially the green or blue forms which I exhibit, are very subject to this class of abrasions, while eggs of certain Raptores exhibit a similar characteristic, but in a lesser degree. On the eggs of the Hobby (*Falco subbuteo*) minute heavily pigmented specks with the pigment flaked off the centre is characteristic of the eggs of this species, and it is very constant and may safely be used in identification. Kestrel's eggs rarely have these specks, which must not be confused with the polished heads of nodules, which are also present.

On one of the Guillemot's eggs exhibited, it will be seen that the pigment on some of the markings has all flaked off except at the extreme edge, giving them a rimmed or spectacled appearance. I also exhibit an egg of the Black-browed Albatross, *Diomedea melanophrys*, with similar abrasions.



Mr. W. L. SCLATER sent the following descriptions of new Hawks :—

***Spizaetus nipalensis fokiensis*, subsp. nov.**

Resembling *S. n. nipalensis*, but smaller and lacking the two long crest-feathers present (in every case examined) in *S. n. nipalensis*.

*Type.* A male from Fokien Province, Southern China, collected 8.5.1903 by Mr. C. B. Rickett's native collector. B.M. Reg. No. 1905.12.24.951.

*Dimensions of the type.* Wing 419 mm, tail 280, tarsus 100. Ten specimens examined from the Provinces of Fokien and Anhwei or Nganhwei; the wings of the males from 419 to 425 mm., and of the female 445, against an average in the Himalayan typical species of—males 450 and females 485.

***Spilornis cheela ricketti*, subsp. nov.**

Resembling *S. c. cheela*, but with the upper parts somewhat paler ashy-brown with a purplish gloss, below dusty-ashy; transverse banding on the breast indistinct, often not noticeable; throat never black, but like the breast; cheeks and ear-coverts grey, not black; slightly smaller wings, measuring from 430 to 470 mm.; average 460.

*Type.* A male from Yamakan, about 1500 ft. elevation, Fokien Province, South China, obtained by Mr. C. B. Rickett in December 1898 (see 'Ibis,' 1900, pp. 52, 57). B.M. Reg. No. 92.8.5.424.

*Dimensions of type.* Wing 460 mm., tail 290, tarsus 90.

*Distribution.* Fokien and Nganhwei Provinces of southern China, extending apparently to the Chindwi District of Upper Burma.

***Spilornis cheela kinabaluensis*, subsp. nov.**

Resembling *S. c. bido* of Java, but with more white on the underside of the wing-quills and the black not so well defined; a rich unber-brown nape-band formed by the tips of the black crest-feathers on the lower edge of the crest, having conspicuous tips of that colour; tail-band broader

and a purer white, not merely pale brown as in *S. c. bido*; throat quite black.

The distinctness of this form from that found in the low country of Borneo was recognised by Sharpe, who ('Ibis,' 1889, p. 71) identified it with the Javan *S. c. bido*, but in my opinion it should certainly be regarded as worthy of subspecific differentiation.

*Type* from Mt. Kinabalu, Borneo, obtained November 1892 by Mr. A. H. Everitt. Wing 370 mm. B.M. Reg. No. 93.6.22.1.

There are two other examples in the Museum—males from the neighbouring Mt. Dulit at 4000 to 5000 ft.

#### *Spilornis cheela palawanensis*, subsp. nov.

Perhaps closest to the Andaman race (*P. c. davidsoni*), but distinguished by the richness of its colouring and its breast being marked with narrow transverse bands of dusky and rufous brown—these bands often extending on to the throat. In this respect entirely different from the Borneo and Philippine birds. The spots on the lower breast and abdomen are large, conspicuous, and white. Wing 380–410 mm., average 390.

Everitt ('Ibis,' 1895, p. 31) provisionally identified the Palawan Serpent-Eagle with the Andamanese form (*S. c. davidsoni*). I pointed out its peculiarities.

*Type*. A female from Palawan, collected by A. H. Everitt, February 1894. B.M. Reg. No. 921.7.4.14. Wing 410 mm. Six examples from Palawan and one from Balabac examined.

The following is a synopsis of the species and subspecies of the genus *Spilornis*:—

#### Genus SPILORNIS.

*Spilornis* G. R. Gray, List Gen. Bds. 1st ed. 1840, p. 3.

*Type* by original designation, *S. bacha* (Daud.).

*Spilornis cheela*.

(a) *Spilornis cheela cheela*.

*Fulco cheela* Latham, Ind. Orn. i. 1790, p. 14: India, *i. e.* Lucknow, W. L. S.

*Distribution.* The Himalaya from Kashmir to Assam; in winter to the plains of northern India, occasionally south to Mysore and the Nilgiris.

(b) *Spilornis cheela albidus.*

*Falco albidus* Temminck, Pl. Col. 4th livr. pl. 19, 1824 : Pondicherry.

*Distribution.* Peninsular India, occasionally to the plains of northern India.

(c) *Spilornis cheela spilogaster.*

*Hematornis spilogaster* Blyth, J. A. S. B. xxi. 1852, p. 351: Ceylon.

*Distribution.* Ceylon.

(d) *Spilornis cheela davisoni.*

*Spilornis davisoni* Hume, Stray Feathers, i. 1873, p. 307 : South Andamans.

*Distribution.* Andaman and Nicobar Islands.

(e) *Spilornis cheela ricketti.*

*Spilornis cheela ricketti* Sclater, *supra*.

(f) *Spilornis cheela hoya.*

*Spilornis hoya* Swinhoe, Ibis, 1866, p. 304 : Formosa.

*Distribution.* Formosa.

(g) *Spilornis cheela rutherfordi.*

*Spilornis rutherfordi* Swinhoe, Ibis, 1870, p. 85: Central Hainan.

*Distribution.* Assam, most of Burma and Siam to Hainan.

(h) *Spilornis cheela bacha.* *— bassus*

*Falco bacha* Daudin, *Traité*, ii. 1800, p. 43 : South Africa, *ex* Levaillant *errore*, Sumatra *apud* W. L. S.

*Distribution.* The Malay Peninsula, extending to southern Tenasserim; also Sumatra.

(i) *Spilornis cheela bido.*

*Falco bido* Horsfield, *Trans. Linn. Soc. Lond.* xiii. 1822, p. 137: Java.

*Distribution.* Java.

(j) *Spilornis cheela pallidus*.*Spilornis pallidus* Walden, Ibis, 1872, p. 363: Sarawak.*Distribution*. The low country of Borneo.(k) *Spilornis cheela kinabaluensis*.*Spilornis cheela kinabaluensis* Selater, *supra*.(l) *Spilornis cheela palawanensis*.*Spilornis cheela palawanensis* Selater *supra*.\* (m) *Spilornis cheela salvadorii*.*Spilornis salvadorii* Berlepsch, Nov. Zool. ii. 1895, p. 73: Nias Island.*Distribution*. Island of Nias, off south-western coast of Sumatra.\* (n) *Spilornis cheela abbotti*.*Spilornis abbotti* Richmond, P. U. S. Nat. Mus. xvi. 1903, p. 492: Simabur I.*Distribution*. Island of Simabur, off the south-western coast of Sumatra.*Spilornis elgini*.*Hematornis elgini* Tytler in Blyth, J. A. S. B. xxxii. 1863, p. 87: South Andaman.*Distribution*. Andaman Islands.*Spilornis minimus*.*Spilornis minimus* Hume, Stray Feathers, i. 1873, p. 464: Camorta, Nicobar Islands.*Distribution*. The northern group of the Nicobars—Camorta, Trinkat, Nancoury, and Katschall.\* *Spilornis klossi*.*Spilornis klossi* Richmond, P. U. S. Nat. Mus. xxv. 1902, p. 304: Great Nicobar Island.*Distribution*. Great Nicobar Island, and probably the other islands of the southern group of the Nicobars.

\* Not represented in the Collections of the British Museum.

*Spilornis rufipectus.*(a) *Spilornis rufipectus rufipectus.**Spilornis rufipectus* Gould, P. Z. S. 1857, p. 222: Macassar.*Distribution.* Celebes, north and south.(b) *Spilornis rufipectus sulaensis.**Circaetus sulaensis* Schlegel, Vog. Ned. Ind. Monogr. 3. Volkvog. 1866, p. 38: Sula Island.*Distribution.* Sula Island, off the east coast of Celebes.(c) *Spilornis rufipectus raja.**Spilornis raja* Sharpe, Bull. B. O. C. i. 1893, p. lv: Kuching, Sarawak.*Distribution.* Sarawak, Borneo.\* *Spilornis asturinus.**Spilornis asturinus* Meyer, SB. Nat. Ges. Isis, Dresden, Abhandl. 1884, p. 13: patr. ignot.*Spilornis holospilus.*(a) *Spilornis holospilus holospilus.**Buteo holospilus* Vigors, P. Z. S. 1831, p. 96: near Manilla.*Distribution.* The Philippine Islands from Luzon to Mindanao, but not the eastern islands, Panay and Negros.(b) *Spilornis holospilus panayensis.**Spilornis panayensis* Steere, List Bds. Mamm. Philippines, 1890, p. 7: Panay.*Distribution.* Panay, Guimaras, and Negros, Philippine group.*Pernis celebensis steerei*, subsp. nov.

Resembling *P. c. celebensis*, but with a long crest composed of one or two elongated feathers, usually measuring about 2.5 inches and coloured black with white bases. As a rule, not so richly coloured as *P. c. celebensis*, the transverse banding on the belly and under tail-coverts brown and white, not black and white, and the black on the under wing-coverts also paler. Crown of the head black or black

\* Not represented in the Collections of the British Museum.

mingled with tawny or whitish in young birds, the characteristic blue-grey of the head of the Indian species being confined to the sides of the face.

*Type.* A male from San Antonio, Negros, Philippine Islands, collected by Prof. J. B. Steere 17.2.88. B.M. Reg. No. 96.4.15.40.

*Measurements of type.* Wing 364 mm., tail 263, tarsus 45, bill with cere measured round the curve 35, crest-feathers about 55.

Other examples from Samar, Mindanao, and Basilan closely resemble the type; their wings measure:—Samar (*Whitehead*) 345 mm. [worn], Mindanao ♂ (*Goodfellow*) 380, Basilan ♀ (*Steere*) 383.

Three other examples from Luzon (*Whitehead*) appear to be younger birds, and have no, or but little, trace of the transverse banding of the lower surface. Their wings measure 365, 370, and 390 mm. respectively.

With regard to the Indian Honey-Buzzard with the very short crest, which has been separated by Mr. Ogilvie-Grant ('Ibis,' 1913, p. 279) from the long-crested Malay form under the name *Pernis ellioti* Jerdon, 1839, there appears to be an older name applicable. This is *Pernis ruficollis* Lesson, *Traité*, 1831, p. 76; type-locality Bengal (*cf.* Pucheran, *Rev. Mag. Zool.* 1850, p. 212), and figured by Des Murs (*Iconogr. Orn.* pl. 14) for the type in the Paris Museum.

The Indian Short-crested Honey-Buzzard should be known therefore as *Pernis cristatus ruficollis* Lesson.

Mr. C. CHUBB sent the following notes on new forms of South and Central American birds:—

The following notes are based on material which has hitherto been recognised as one species, *Legatus albicollis*. This species was originally described by Vieillot in 1819 from Paraguay and the majority of authors since that date have thought that its distribution extended through Central America to Mexico.

I find, however, on comparing specimens from British Guiana in the McConnell collection as well as those in the British Museum, that they differ from the typical birds from Paraguay and southern Brazil, and I propose therefore to separate the Guiana bird as a subspecific form as follows:—

***Legatus albicollis successor*, subsp. nov.**

*Adult male.* Differs from *L. albicollis albicollis* in being darker on the upper parts, the yellow on the under surface less bright, and smaller in size. Total length 146 mm., exposed culmen 10, wing 78, tail 60, tarsus 16.

*Adult female.* Similar to adult male, but smaller. Wing 71 mm.

*Habitat.* British Guiana, Surinam and Cayenne.

The male and female types are in the McConnell collection.

The late Dr. P. L. Sclater in 1856 considered that the Mexican bird was separable from the typical bird from Paraguay, and described it under the name of *Elenia variegata*, P. Z. S. 1857, p. 297 (Cordova, Mexico; collected by Sallé: there is a second bird marked "type" by Sclater, which was collected at Jalapa, Mexico, by de Oca). But when compiling vol. xiv. of the 'Catalogue of the Birds in the British Museum' he placed it as synonym of *L. albicollis* (Vieill.). Having examined the type, however, I am of opinion that it is quite a good form. It is distinguished from the Paraguay bird by its brighter coloration and larger measurements: wing 93–95 mm. I propose therefore that *Legatus variegatus* (Sclater) be used.

*Habitat.* Mexico, Guatemala, Honduras, and Nicaragua.

Further south there is another closely allied form, which I propose to separate under the following name:—

***Legatus variegatus nevagans*, subsp. nov.**

*Adult male.* Differs from *L. variegatus variegatus* in being darker in general coloration and smaller in size.

Total length 138 mm., exposed culmen 11, wing 85, tail 59, tarsus 15.

*Adult female.* Similar to the adult male. Wing 76 mm.

*Habitat.* Costa Rica, Panama, and Colombia.

The types are in the British Museum, Salvin-Godman collection. The male was collected in Panama by E. Arcé and the female by McLeannan.

I have not been able to examine any material from Venezuela, so I am unable to say to which form the Venezuelan bird is allied.

Mr. D. W. MUSSELWHITE exhibited the following clutches of eggs :—

GOLDEN EAGLE (*Aquila chrysaetus*).—Clutch of two, one exceptionally well marked, having a white ground almost entirely hidden by blotches and spots of a deep reddish brown, the pigment being distributed over nearly the whole of the egg. The second being of the Sparrow-Hawk type.

SPOTTED FLYCATCHER (*Muscicapa grisola*).—Clutch of five of a spotless blue showing a few underlying markings of pale lilac.

RED-BACKED SHRIKE (*Lanius collurio*).—A clutch of five of exceptional beauty with pale pink ground, very heavily blotched with deep chestnut, with underlying markings of bluish grey.

SWALLOW (*Hirundo rustica*).—Clutch of five, very heavily marked at the larger end with dark and light brown blotches and a few paler underlying markings. The spots seen on a normal egg are quite absent in this set and give place to blotches.

Mr. GREGORY M. MATHEWS sent the following description of two subspecies \* :—

Page 134 :

*Barnardius zonarius woolundra*, subsp. nov.

Differs from *B. z. semitorquatus* Quoy et Gaimard, in having a broad yellow band on the lower breast, in being

\* The page-numbers refer to Mathews's 'List of the Birds of Australia,' 1913.



much lighter on the back, and the vent a much lighter green.

*Type.* Woolundra, West Australia. Collected 21. 5. 1919.

Page 229:

*Stipiturus malachurus media*, subsp. nov.

Differs from *S. m. westernensis* Campbell, in being much lighter above, the edges of the feathers being greyish green, the under surface is also lighter, the buff sides noticeably so. It is also smaller.

*Type.* Gnowangerum, West Australia. Collected 12. 2. 1919.

The Rev. F. C. R. JOURDAIN informs us that the words attributed to him in Vol. xxxix. of the 'Bulletin,' p. 98, do not represent what he said on that occasion. While admitting that the eggs shown were erythristic in type, he was of opinion that decidedly redder specimens existed.

The next Meeting of the Club will be held on Wednesday, the 10th of December, 1919, at PAGANI'S RESTAURANT, 42-48 Great Portland Street, W.; the Dinner at 7 p.m. Members of the Club intending to dine are requested to inform the Hon. Secretary, Dr. Philip Gosse, at 18 Grosvenor Gardens, S.W. 1.


[N.B.—Members who intend to make any communication at the next Meeting of the Club are requested to give notice *beforehand* to the Editor at 34 Elsworthy Road, South Hampstead, N.W., and to place in his hands not later than at the meeting MSS. for publication in the Bulletin.]

(Signed)

ROTHSCHILD,  
*Chairman.*

D. SETH-SMITH,  
*Editor.*

PHILIP GOSSE,  
*Sec. & Treas.*



BULLETIN  
OF THE  
BRITISH ORNITHOLOGISTS' CLUB

---

No. CCXLVI.

---



THE two-hundred-and-forty-third Meeting of the Club was held at Pagani's Restaurant, 42-48, Great Portland Street, W., on Wednesday, December 10th, 1919.

*Chairman* : The Lord ROTHSCHILD, Ph.D., F.R.S.

*Members present* :—E. G. ADAMS ; E. C. STUART BAKER ; D. A. BANNERMAN ; G. K. BAYNES ; E. BIDWELL ; J. L. BONHOTE ; C. D. BORRER ; A. D. BRADFORD ; P. F. BUNYARD ; P. A. BUXTON ; Major R. E. CHEESMAN ; C. CHUBB ; Col. STEPHENSON CLARKE, C.B. ; H. J. ELWES ; Dr. PHILIP GOSSE (*Hon. Sec. & Treasurer*) ; Rev. J. R. HALE ; Dr. E. HARTERT ; Rev. F. C. R. JOURDAIN ; Dr. H. LANGTON ; Dr. P. R. LOWE ; Dr. P. H. MANSON-BAHR ; G. M. MATHEWS ; C. W. MACKWORTH-PRAED ; H. MUNT ; H. R. MUNT ; T. H. NEWMAN ; C. OLDHAM ; C. E. PEARSON ; H. L. POPHAM ; F. R. RATCLIFF ; W. RAW ; Capt. W. E. RENAUT ; C. B. RICKETT ; D. SETH-SMITH (*Editor*) ; F. W. SMALLLEY ; E. F. STANFORD ; C. G. TALBOT-PONSONBY ; Dr. V. G. L. VAN SOMEREN ; G. DE H. VAIZEY ; H. M. WALLIS ; H. F. WITHERBY.

*Guests* :—J. BREWTON BLACKER ; C. E. O. CROCKER ; W. D. MATHIAS ; D. W. MUSSELWHITE ; W. SHIPTON.

Colonel STEPHENSON CLARKE described the following new genus and four other new forms from Somaliland:—

**Warsanglia, gen. nov.**

Most closely allied to *Pseudacanthis* Grant (Bull. B. O. C. xxxi. p. 38), from the Yemen. The bill is somewhat longer, and the upper mandible shallower and more flattened on the sides. The colour-pattern is generally very distinct, though the double white wing-bar and the white basal ends of the shafts of the tail-feathers are reminiscent of that genus, its broad white forehead, almost wholly white underside, and chestnut-red rump, strongly contrasting with the grey of the back, are very unlike *Pseudacanthis*.

As only one specimen is known—an apparently adult male—it would appear unwise to further enlarge on its affinities at present, but it appears to differ widely from any known genus of African birds.

**Warsanglia johannis, sp. nov.**

*Male* (apparently adult). Forehead, eyebrows, cheeks, and almost the whole underside white, except for a line of grey feathers at the base of the lower maxillary, an interrupted greyish band on the breast, and a wash of reddish chestnut on the flanks; ear-coverts and lores blackish grey; above crown mantle and scapulars very dark slate, with a faint white spot on the nape; lower back chestnut-red; upper tail-coverts blackish grey; wings black with broad white bases to the primaries and narrower white bases to the secondaries; tail black, with basal third of shafts of tail-feathers white; colour of soft parts unknown, but in the dried skin the bill is blackish; under mandible paler, and feet blackish.

Wing 79 mm., tail 55, culmen 8.

*Type* ♂, collected by John P. S. Clarke at Mush Haled in the Warsangli country, British Somaliland, about 250 miles W.S.W. of Cape Guardafui, at 4000 ft. elevation, on 9th February, 1919.

Named after the collector.

***Cercomela spectatrix*, sp. nov.**

This species is allied to *Cercomela melanura* and *C. scotocerca*, but differs from both species in its clearer grey, less brown colour. Above it is grey with very little brown tinge, and below throat and underparts dirty white, chest and flanks browner, as also are the ear-coverts. Wings and tail brown. It may possibly be nearest to *Cercomela dubia* Blundell and Lovat, from Abyssinia, which has been considered a race of *C. melanura*, but it differs by its paler and greyer colour, as well as by its shorter and browner tail. Its tail, in fact, is distinctly short for a *Cercomela*.

*Type* ♂, collected at 1000 ft. 10 miles inland from Las Khorai, in Eastern British Somaliland, 10th February, 1919, by G. F. Archer.

Wing 82 mm., tail 55, bill 14.

This species is named from its extremely tame, not to say inquisitive, nature.

***Micropus somalicus*, sp. nov.**

In colour close to *Micropus murinus murinus*, though slightly greyer and less brown, but differing from that species in that the whitish colour of the throat is of greater extent, reaching almost to the breast, and also by its much smaller size—wing 152–156 mm. against 165–175 in *M. m. murinus*. This species differs from the Abyssinian *Micropus apus shelleyi*, which it resembles in size, and which may possibly prove to be its nearest relative, by its paler and greyer colour above and below.

*Type* ♂, collected at Bihendula, British Somaliland, 31st March, 1919, by G. F. Archer.

Wing 156 mm., tail 65.

***Alæmon hamertoni tertia*, subsp. nov.**

Differs from *Alæmon hamertoni* and *A. hamertoni altera* by its much more sandy, almost sandy-rufous, coloration. A good series of this race has now been sent home by Mr. Archer, and it appears to be quite a constant form. It is found on the Tuyo and Arori Plains not far from Burao

in British Somaliland, while *A. h. altera* inhabits the Warsangli country to the east and *A. h. hamertoni* the country near Obbia to the south-east. Wing-measurement averages 104 mm. in ♂ and 92 in ♀.

*Type* ♂, Arori Plain, 3000 ft., collected by G. F. Archer, 18th January, 1919.

***Tschagra senegala warsangliensis*, subsp. nov.**

Intermediate between *Tschagra senegala erlangeri* Neumann, from South Abyssinia, and *T. s. percivali* Grant, from Arabia, but on the whole nearer the latter. Back as dark or even darker than *T. s. percivali*, but the underside paler than in that race, though not so pale as in *T. s. erlangeri*.

*Type* from Mush Haled, Warsangli country, Eastern British Somaliland, at 4000 ft., collected by G. F. Archer, 4th March, 1919.

Wing 78 mm., tail 85, bill 19.

Dr. HARTERT described four new subspecies on behalf of Mr. J. D. La Touche:—

***Syrnium aluco harterti*, subsp. nov.**

Near *S. a. nivicola*, from which it differs in being generally much darker and in having the barring of the underparts very dark, sharply defined, and narrow. Wing 289 mm.

♂ from forest in Changlo-hsien, S.W. Hupeh, on the border of Hunan. Altitude from 4000–5000 ft.

There are two other examples in the Natural History Museum, one from Formosa collected by Dr. Moltrecht in March 1908 and one from Yunnan (Styan Collection, 1914.5.1).

***Gecinus canus jacobsii*, subsp. nov.**

Very near *G. ricketti* of Fohkien, but greyer below, more golden (less olive) green above, and with the crown in the male of a darker garnet-colour. Base of lower mandible bright yellow.

♂, 22nd November, 1918, mountain country of Changyang-hsien, south bank of Yangtze, Hupeh.

♀, 26th September, 1918, same locality as male.

Named in honour of Father Thadée Jacobs, of the Belgian Franciscan Mission.

***Iyngipicus pygmæus clementii*, subsp. nov.**

Intermediate between *scintilliceps* of North China and Lower Yangtze and *kalensis* of South-east China, having the white on the back as extensive as in *scintilliceps*, the under wing-coverts and axillaries almost unspotted white, but the underparts almost as heavily striped as in the south-eastern bird. The Hupeh bird is, however, of a richer ochreish brown.

♂, 6th January, 1919, Chang-yang-hsien, Hupeh.

♀, 12th September, 1918, " "

Named in honour of Father Columban Clément of the Belgian Franciscan Mission.

***Phasianus colchicus hemptinnii*, subsp. nov.**

Crown deep oily green, without eyebrow (some birds have, however, this feature slightly developed); flanks and lower hind neck dark, sides of neck more green than purple; white collar slight, broken in front; back bright glossy green; wing-coverts sandy-grey. Iris burnt sienna.

♂ from Mopanchow, Sungtze district, low hills south bank of middle Yangtze (about midway between Ichay mountain country and Shasi plain country, Hupeh). February 1919.

Another bird, mutilated skin, from same district, has the back even greener and more intensely glossy; and a third specimen from the same place has a slight eyebrow.

Birds from Shiblipu, about 30 miles north of Shasi, on the north bank of the river, are paler on the back and more purplish on sides of the neck, and would appear to grade into the Pheasant of the plains, which is not true *torquatus* of the Lower Yangtze.

Named in honour of Father Anselm de Hemptinne of the Belgian Franciscan Mission, who procured me the Sungtze birds.

Dr. E. HARTERT also exhibited a Chinese Thrush, which he described as

***Turdus citrinus courtoisi*, subsp. nov.**

It was unlike other subspecies of *Turdus* (*Geocichla*) *citrinus*, except *T. citrinus aurimacula* Hart. from the mountains of Hainan. From the latter it differed in its larger size (wing 125 mm., in ten *T. c. aurimacula* 110–113·5), slightly more brownish throat and crown, and in having more white on the abdomen.

*Type.* ♂ ad., Leoufang, province Anhwei, eastern China, July 1917, in Mr. La Touche's Collection.

Named in honour of Father Courtois, Curator of the Sikawei Museum, at the request of Mr. La Touche. *T. c. courtoisi* is evidently a continental representative of *T. c. aurimacula*.

Dr. VAN SOMEREN exhibited and described the following new birds from Uganda and British East Africa:—

***Amydrus montanus*, sp. nov.**

Similar in colour to *A. morio rüppeli*, but differs from that bird by having a much more slender bill.

Wings 155–160 mm. Bill, length 33–34 mm., depth 8 mm. at nostrils.

*Range.* Mt. Elgon.

*Type* in Tring Museum. ♂ ad., 15. 3. 16, Elgon. Dr. van Someren Coll.

*Obs.* Four adult males and three females were procured at 9000 ft. This bird is quite distinct from *A. tenuirostris*.

***Cosmopsarus regius donaldsoni*, subsp. nov.**

This race differs from *C. regius* by having the breast-band purply blue not bronzy purple; in having the wings bluer with only slight purple reflections and in having the yellow of the underside less golden yellow, and with an orange tinge. The tail is shorter than the typical bird.

*Range.* This race is found in Somaliland, in S. Ethiopia, and in the northern frontier district in East Africa.

*Type* in Tring Museum. ♂ ad., 20. 2. 11, Mavsabit. Blayney Percival Coll.



**Granatina ianthogaster rothschildi**, subsp. nov.

♀. Nearest to *G. i. roosevelti* Mearns, but differs from that race by being much more richly coloured, a darker rufous below—with bluish reflections on the flanks and with deep blue eye-ring. The male differs from the adult ♂ of *roosevelti* in being larger—richer rufous on the head and underside and having the blue on the cheeks, breast, and abdomen deeper and much more extensive and extending over the throat.

The young bird in first plumage is darker than young of any other race.

*Range.* North and South Kavirondo.

*Type* in Tring Museum. ♂ ad., 22. 5. 16, Kisumu. Typical ♀ ad., 23. 5. 16, Kisumu. Dr. van Someren Coll.

*Obs.* Over thirty specimens were collected.

**Granatina ianthogaster montana**, subsp. nov.

Males of this race are very like *G. i. roosevelti*, but are darker on the mantle and have a greater amount of blue on the underside; and are larger, having wings of 60–64 mm.

The females differ by having the eye-ring lilac or pale lilac as in typical *G. ianthogaster*, not bluish, and the ring is larger. The flank-feathers have bluish reflections.

*Range.* The mountainous plateau in the region of Lakes Naivasha and Nakuru.

*Type* in Tring Museum. ♂ ad., 20. 2. 19, Naivasha. Dr. van Someren Coll.

*Obs.* Twenty-seven specimens were procured.

**Granatina ianthogaster ugandæ**, subsp. nov.

This form is nearest to typical *ianthogaster*, but differs in having the head less rufescent and the mantle more hair-brown. The blue on the breast is limited to a circumscribed patch surrounded by rufous. The abdomen is paler blue than in the typical race. The female differs from all known forms in being paler rufous on the head and breast, in having a very restricted white or pale lilac eye-ring, and in having the abdomen whitish.

*Range.* The desert country in western Uganda south to South Rudolf and Suk.

*Type* in Tring Museum. ♂ ad., 30.11.17, Moroto, Uganda. Dr. van Someren Coll.

*Obs.* Ten specimens were collected and show the characters to be constant.

***Sporopipes frontalis loitanus*, subsp. nov.**

Differs from the typical race in being much darker on the nape, darker grey on the mantle, and in having a decided greyish wash on the breast and flanks.

Wings 65–70 mm.

*Range.* This form ranges through South-east Uganda and East Africa to Kilimanjaro.

*Type* in Tring Museum. ♂ ad., 8.7.18, Loita. Dr. van Someren Coll.

*Obs.* Eighteen specimens were collected.

***Lagonosticta rhodopareia umbriventer*, subsp. nov.**

The male of this race is nearest to typical *rhodopareia*, but differs in being less bright red on the head and underside, brighter brownish above, and in having the abdomen and lower flanks brown not black. The under tail-coverts are black.

From *hildebrandti* (Neum.) it differs as above, but in addition it lacks the greyish-bluish wash to the crown and nape.

The female bird is very like that of *rhodopareia*, but is paler below.

*Range.* East Mt. Kenia and the Northern Guasso N'yiyo.

*Type* in Tring Museum. ♂ ad., 9.6.13, Embu, Kenia. Dr. van Someren Coll.

*Obs.* The four males collected exhibit these characters in a constant manner.

***Lagonosticta jamesoni taruensis*, subsp. nov.**

Very like typical *jamesoni*, but altogether brighter with a distinct reddish wash to the mantle, nape, and crown. Centre of the abdomen and under tail-coverts black. Bill bluish grey.

Wings 46–49 mm.

*Range.* Coast of British East Africa from Lamu to Mombasa and inland to the Taru and South Ukamba.

*Type* in Tring Museum. ♂ ad., 14. 3. 18, Tsavo. Dr. van Someren Coll.

*Obs.* Six adult males and two females were collected.

***Lagonosticta senegalla kikuyuensis*, subsp. nov.**

The female of this race is nearest to *ruberrima* of Reichenow from Uganda, but differs from that race in being paler, more greyish, not so brownish, above and below.

*Range.* British East Africa from Kavirondo to the coast and East Kilimanjaro.

*Type* in Tring Museum. ♂ ad., 17. 2. 17, Nairobi. Dr. van Someren Coll.

*Obs.* I have no hesitation in separating off this race of Fire-Finch, as the females are distinct from any named form. The males are practically indistinguishable from *ruberrima*.

***Estrilda charmosyna kiwanukæ*, subsp. nov.**

Very like *E. c. pallidior* of Jackson, but differs from that form and typical *charmosyna* in being much more greyish on the crown, and mantle, and having the whole underside saturated with grey, so that the pinkish wash and the barring is obscured.

*Range.* South Ukamba to Loita and the country east of Kilimanjaro.

*Type* in Tring Museum. ♂ ad., 26. 7. 18, M'byuni. Dr. van Someren Coll.

*Obs.* Fourteen specimens were collected.

***Pytelia melba mosambica*, subsp. nov.**

This well-marked race differs from typical *melba* and *elegans* in lacking the pronounced yellowish-green breast-band, but in place of this has the spotting of the breast commencing at the base of the throat; some of the red throat-feathers being spotted. The barring on the underside is very pronounced and extensive, giving the whole underside a dark appearance. The under tail-coverts are not decidedly barred.

*Range.* North Mozambique.

*Type* in Tring Museum. ♂ ad., 6. 8. 18, Lumbo, N. Mozambique. Dr. van Someren Coll.

*Obs.* The female resembles that of *melba*, but has the grey of the throat and breast darker.

***Pytelia percivali*, sp. nov.**

The very distinctive female differs from all others of this group in having the head, neck, and breast very dark grey, and the mantle dark olive-green.

The adult male resembles that of *P. soudanensis*, but is darker on the mantle and the barring on the underside darker. The lores are white, and separate the red of the crown from that of the throat.

Wings, ♂ 63 mm., ♀ 59 mm.

*Range.* Loita Plains south to Nguruman Hills.

*Type* in Tring Museum. ♀ ad., 9. 7. 18, Loita. A. B. Percival Coll.

***Serinus pseudobarbatus*, sp. nov.**

This new species of *Serinus* is very like *Serinus icterus barbatus*, but is much larger, and thus resembles somewhat *S. punctigula* of Cameroon.

It differs from this latter in having the crown, mantle, and upper rump paler greenish, with a grey tinge very finely streaked, the lower rump paler lemon-yellow, the upper tail-coverts greenish yellow. The underside brighter yellow and the bill much larger. The female is like the male, but has a white throat.

Wings 68-74 mm.

*Range.* South and North Kavirondo to N.E. Elgon.

*Type* in Tring Museum. ♂ ad., 24. 8. 18, Fort Ternan, Kavirondo. Dr. van Someren Coll.

*Obs.* This bird occupies the same area as *S. dorsostratus*.

***Anthus blayneyi*, sp. nov.**

This small Pipit is nearest to the brown form of *Anthus brachyurus*, named *calthrope* by Shelley; it differs from that bird by being paler and much smaller, besides having the

long inner secondaries as long as or longer than the primaries.

The upper surface is more distinctly streaked with finer darker markings.

Wings in the series: ♂ 68–70 mm., ♀ 65–67 mm., compared to 74–76 in five South African specimens.

*Range.* South Ukamba north and west to Loita and Olgerei.

*Type* in Tring Museum. ♂ ad., 1. 7. 17, Olgerei. A. B. Percival Coll.

*Obs.* Ten specimens were collected in the area of its known range.

***Miraфра longonotensis*, sp. nov.**

This species is nearest to *M. intercedens* of Reichenow, but differs from that bird in being less rufous above and below.

It may be described as follows:—

Top of head and mantle pale brownish, the feathers with blackish centres and pale edges. The hind neck greyish with dark centres, forming a pale neck-band. Coverts and inner secondaries blackish brown edged with sandy-brown and buffy margins. Basal half of the outer web of the outer primaries and the whole outer webs except at the tips of the inner primaries rufous. The secondaries rufous with broad black shaft-streak. Rump like the mantle. Upper tail-coverts greyish-tipped, buff. Tail-feathers black, tipped buffy, with the edges of the central pair broadly rufous and the outer web of the outer pair buff. The whole of the underside whitish tinged buff on the breast and flanks. The breast with small black streaks. Ear-coverts brownish mottled blackish, lores and supercilium white. Bill horn-brown. Legs brownish.

Wings 93 mm.

In worn plumage the upperside becomes much darker, more blackish.

*Range.* Apparently limited to the Loita Plains and the open plateau in Naivasha and Nakuru districts.

*Type* in Tring Museum. ♂ ad., Naivasha, 7. 6. 18. Dr. van Someren Coll.

*Obs.* Nine specimens were procured in the districts indicated, and there are seven others in the Tring Museum.

***Apus nakuruensis*, sp. nov.**

In general colour very similar to *Apus apus*, but less greenish black and smaller.

The whole of the upperside glossy blackish brown, slightly darker on the mantle. The lores blackish. The whole of the underside except the throat, which is whitish, black; with or without small whitish tips to the feathers of the lower breast. Under tail-coverts paler. Primaries and primary coverts blackish with greyish tinge. Secondary coverts paler, scapulars blackish.

Wings 155–165 mm.

*Type* in Tring Museum. ♂ ad., 14. 5. 17, Nakuru, B.E.A. Dr. van Someren Coll.

*Obs.* This species has been confused with *Apus apus shelleyi*, which is found in East Africa, but which is a paler greyish-brown bird like *Apus pekinensis*. The nearest to this species is *Apus roehli*, which has the mantle dark blue-black. It is distinct from *Apus nyanzæ* and *marwitzi*. These birds breed in the cliffs at Lake Nakuru, along with other species.

Mr. P. F. BUNYARD exhibited a clutch of four eggs, which he believed to be those of the Hobby from County Cork, Ireland. But the birds had not been identified.

The Rev. F. C. R. Jourdain considered that it was impossible to distinguish with certainty the eggs of the smaller Falcons, and to exhibit such eggs as those of the Hobby from Ireland, with no authentication whatever, was to bring oology into disrepute. There was no reason to believe that the eggs in question were anything but Kestrel's. Messrs. Hartert and Stuart Baker agreed with Mr. Jourdain.

The Rev. R. J. Hale challenged anyone present to produce an authenticated clutch of more than three eggs of the Hobby from anywhere in the British Isles.

Major R. E. CHEESMAN exhibited the nest and eggs of *Passer moabiticus mesopotamicus* [*Passer mesopotamicus* Zarudny, 1904, Ornith. Jahrbuch, xv. p. 108], and made the following remarks :—

*P. m. mesopotamicus* was described by Zarudny as being intermediate between *Passer moabiticus* (Tristram), confined to the Dead Sea, and *Passer yatei* (Sharpe), Seistan.

On May 1, 1919, this colony of *P. mesopotamicus* was nesting in thick scrub-jungle near Baghdad. The jungle was several miles in extent on the banks of the Tigris, and up to the present is the only nesting-site known in Mesopotamia. The nests were always built in the stout stems of the Euphrates poplar or trees of dwarf tamarisk 5 ft. to 8 ft. from the ground. There were perhaps 100 nests scattered over 6 miles. Generally the nests were 200 yards apart. The main structure is of sticks and resembles a small Magpie's nest. The one exhibited is the smallest I could find for convenience of packing. The large size of sticks selected is remarkable when the smallness of the bird is considered. The eggs are placed on a thick pad of down from rushes and thistles, a few fibres, and small feathers. The roof is covered in, and the entrance is one small hole which winds down out of sight from the top in a spiral.

One nest contained one half-fledged young and one egg, another five eggs, two fresh and two near hatching, another six eggs, all fresh, another three eggs, all fresh. One nest, an old one, was being renovated by a pair of birds. The clutches are usually composed of a majority of dark eggs, with one or two totally different, being white with a few brown spots or blotches.

The birds migrate in winter a few hundred miles to the lower reaches of the Tigris and feed among the flocks of the larger Sparrows.

This is the first nest and eggs of *Passer m. mesopotamicus* that has been seen or recorded.

Mr. P. A. BUXTON exhibited two winter skins of *Passer moabiticus mesopotamicus* Zarudny, shot near Amara, R. Tigris, and made the following remarks :—

The species is not uncommon in bushy places along the river-banks, in flocks, often associating with *P. domesticus*, subsp. They appear to be very close to *P. m. moabiticus* from the Dead Sea, and Dr. Hartert, who has seen these specimens, regards them as barely distinguishable. They have, however, slightly longer wing-measurement than the typical subspecies.

The Mesopotamian race was described by Zarudny in 1904 from Mohammarah, near Basra.

I should like to call attention to the very curious range of this species, a range made rather more than less anomalous by Mr. Cheesman's discoveries. We have the typical subspecies, as described by Tristram, at the south end of the Dead Sea, *P. m. mesopotamicus* breeding below Baghdad, and the easily separable *P. m. yatei* from Afghanistan and Seistan.

Mr. E. C. STUART BAKER described and named the following subspecies of *Carine brama* :—

***Carine brama fryi*, subsp. nov.**

*Types*: ♂ 86.2.1.558, ♀ 87.2.1.558, Rameswaram, Paumbaum, Madras, 17.3.75.

*Habitat*. Mysore, Travancore, Deccan, Madras, and Bombay Presidency as far north as lat. 14°. Birds from Belgaum, practically 16°, are intermediate between *fryi* and true *brama*.

Differs from *pulchra* in being darker and larger, wing 152–167 mm. as against 131–144 mm., and from true *brama* in being much darker and more heavily blotched and spotted below with blackish.

Hume's *pulchra* is easily distinguishable from *brama*, and must be retained.

We have therefore within Indian limits three forms :—



*Carine brama brama.*

All India N. of 14°, Assam and North Chin Hills.

*Carine brama fryi.*

Vide supra.

*Carine brama pulchra.*

A dark small bird, wing 131–144 mm., tail very definitely barred and also more regularly than in *brama*.

Central and S. Burma, Malay Peninsula, ? how far south, Siam, Yunnan, S. Shan States, Cambodia.

With reference to Mr. Bunyard's exhibition of eggs showing scratches and abrasions at the previous meeting, reported on pages 33–36, the Rev. F. C. R. JOURDAIN remarked that he was of opinion that scratches on eggs could be accounted for in most cases by either the action of the beak in turning the eggs or by the claws when settling down to brood or on leaving the nest.

Mr. CHARLES CHUBB described the following new forms of South American birds:—

*Serpophaga helenæ*, sp. nov.

*Adult male.* This species is allied to *S. caudata* (Salvin), but differs in being much darker on the top of the head, back, flight-quills, and tail-feathers, in being larger, in having the chin white, the breast dusky olive-green, the abdomen brighter yellow, the under surface of the flight-quills and tail-feathers darker, and the pale tips and white outer margin of the outermost feathers on each side of the tail more conspicuous.

Total length 103 mm., exposed culmen 10, wing 53, tail 51, tarsus 18.

*Adult female.* Similar to the adult male, but slightly paler on the underparts. Wing 51 mm.

*Habitat.* British Guiana.

The types, which are in the McConnell Collection, were collected, the male at Bartica and the female on the Abary River.

**Myiodynastes solitarius duncani**, subsp. nov.

*Adult male.* Differs from *M. solitarius solitarius* in being much darker on the upper parts and in having the dark shaft-lines on the under surface much wider.

Total length 187 mm., exposed culmen 21, wing 111, tail 86, tarsus 20, middle toe and claw 20, hind toe and claw 17.

*Adult female.* Similar to the adult male, but rather smaller. Wing 105 mm.

*Habitat.* British Guiana.

The types of the male and female, which are in the McConnell Collection, were collected on the Supenaam and Arawai Rivers.

---

The next Meeting of the Club will be held on Wednesday, the 14th of January, 1920, at PAGANI'S RESTAURANT, 42-48 Great Portland Street, W.; the Dinner at 7 p.m. Members of the Club intending to dine are requested to inform the Hon. Secretary, Dr. Philip Gosse, at 18 Grosvenor Gardens, S.W. 1.

[N.B.—Members who intend to make any communication at the next Meeting of the Club are requested to give notice *beforehand* to the Editor at 34 Elsworthy Road, South Hampstead, N.W., and to place in his hands not later than at the meeting MSS. for publication in the Bulletin.]

(Signed)

ROTHSCHILD,  
*Chairman.*

D. SETH-SMITH,  
*Editor.*

PHILIP GOSSE,  
*Sec. & Treas.*

# BULLETIN

FEB 25 1920

Smithsonian Institution  
National Museum

OF THE

## BRITISH ORNITHOLOGISTS' CLUB.

---

**No. CCXLVII.**

---

THE two-hundred-and-forty-fourth Meeting of the Club was held at Pagani's Restaurant, 42-48, Great Portland Street, W., on Wednesday, January 14th, 1920.

*Chairman* : The Lord ROTHSCHILD, Ph.D., F.R.S.

*Members present* :—E. C. STUART BAKER ; D. A. BANNERMAN ; G. K. BAYNES ; E. BIDWELL ; J. L. BONHOTE ; C. D. BORRER ; A. D. BRADFORD ; P. F. BUNYARD ; Major R. E. CHEESMAN ; Col. STEPHENSON CLARKE, C.B. ; H. J. ELWES ; A. H. EVANS ; Dr. PHILIP GOSSE (*Hon. Sec. & Treasurer*) ; Dr. E. HARTERT ; Rev. F. C. R. JOURDAIN ; G. C. LAMBERT ; Dr. H. LANGTON ; A. E. LEAROYD ; Dr. P. R. LOWE ; C. W. MACKWORTH-PRAED ; H. MUNT ; T. H. NEWMAN ; C. OLDHAM ; C. E. PEARSON ; Capt. W. E. RENAUT ; C. B. RICKETT ; D. SETH-SMITH (*Editor*) ; Major A. SLADEN ; E. F. STANFORD ; Dr. N. F. TICEHURST ; G. DE H. VAIZEY ; H. F. WITHERBY.

*Guests* :—Hon. G. L. CHARTERIS ; F. LUDLOW ; B. RINGROSE ; D. W. SETH-SMITH ; H. KIRKE SWANN ; A. LANDSBOROUGH THOMSON.

[January 30th, 1920.]

u

VOL. XL.

Colonel STEPHENSON CLARKE described a new Lark from Somaliland as follows :—

***Heteromirafra archeri*, sp. nov.**

This is a most interesting discovery. The only known species of *Heteromirafa*, first called *Heteronyx*, was found by Claude Grant in the Transvaal and described by him as a new species and a new genus (Bull. B. O. C. xxi. 1908, p. 111). The present specimen was obtained, with two others, on the Somaliland-Abysinian frontier, 2500 miles to the north. Between these two localities no members of the genus are known. This species differs from *H. ruddi* of the Transvaal in having paler and wider edges to the feathers of the upper surface, the general tone being thus distinctly paler. On the underside, the spots on the crop are smaller, less numerous, and more sharply defined. The two species are so alike that had it not been for the enormous gap in the distribution, I should have had little hesitation in calling them subspecies of the same bird. As the generic name *Heteronyx* was found to be preoccupied, Mr. Grant proposed *Heteromirafra* in its place (Bull. B. O. C. xxxi. p. 114).

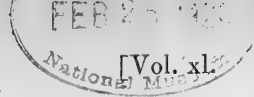
*Type* of *H. archeri* a ♀, from Jifa, western frontier of British Somaliland, 5000 ft., 23 Sept. 1918, collected by G. F. Archer, after whom it is named.

Measurements :—Wing 72 mm. Tail 50 mm. Bill 12 mm. Nail of hind claw 14·5 mm.

Lord ROTHSCHILD, F.R.S., exhibited a series of New Guinea Parrots, of the *desmaresti* group of the genus *Oporositta*, and made the following remarks :—

Most authors, including Count Salvadori, have adopted the name of *Cyclopsitta* Rebnb. for this genus of Parrots and, curiously enough, assigned as the type *diopthalma* Homb. & Jacq., although Reichenbach's plate is NOT that bird.

Mr. Gregory Mathews in Nov. Zool. vol. xviii. p. 261 (1912) clearly proved that the name *Cyclopsitta* was not admissible, as the diagnostic figures in Reichenbach's plate do not agree with any known species of the genus. In his



Austr. Av. Rec. vol. ii. p. 62 (1913) Mr. Mathews separates the larger *desmaresti* group from the smaller *diopthalma* group of species, creating for the latter the genus *Manopsitta* with *coveni* Gld. as the type. This genus he subsequently sank again (List Austr. Birds 1913, p. 121) and adopted *Opopsitta* ScL. for the whole genus as hitherto defined. *Opopsitta* ScL. (P. Z. S. 1860, p. 227) with *diopthalma* as type must, therefore, be adopted for *Cyclopsitta* auct. nec Reichenbach.

At present, of the *desmaresti* group we know 7 forms: *salvadorii* Oust., *edwardsi* Oust., *desmaresti* Garn., *occidentalis* Salvad., *cervicalis* Salv. & D'Alb., *blythi* Wall., and *godmani* Grant. Of these, *salvadorii* and *edwardsi* from N. and N.E. New Guinea are very distinct from *desmaresti* and do not come within the scope of these notes. Taking *desmaresti* as the typical species of this group, *occidentalis* and *blythi* are clearly only subspecies of *desmaresti*, *occidentalis* differing only in the orange-yellow, not green, cheeks and ear-coverts, and *blythi* in its orange-yellow cheeks and ear-coverts and absence of the infra-ocular blue patch. *O. desmaresti* occurs at Dorey, Arfak Peninsula, and S.W. New Guinea; *occidentalis* occurs in Salwatti and Batanta, and is said also (conf. Salvad. Cat. B. xx. p. 92) to occur on the N.W. coast of New Guinea; and *blythi* is confined to Mysol.

But on coming to the forms *cervicalis* and *godmani* the real crux of the question presents itself. In 1875 Messrs. Salvadori and D'Albertis described *Cyclopsittacus cervicalis* from Mt. Epia, S.E. New Guinea (Ann. Mus. Civ. Gen. vol. vii. p. 811), and in the Latin diagnosis they distinctly state "cervice tota saturate cœrulea," *i. e.*, the whole occiput and hind-neck deep blue. In vol. xiv. of the same work these gentlemen give a catalogue of the birds collected by Signor D'Albertis on the Fly River, and on pp. 31-34 give a list and description of 29 specimens showing every gradation from the originally described type of *cervicalis* with orange-red cheeks and ear-coverts and dark blue occiput and hind-neck, to a bird with yellow cheeks and ear-coverts, an orange-red occiput and broad yellow band on hind-neck. Messrs. Salvadori and D'Albertis came to the conclusion

that the blue-necked ones were young and the yellow-cheeked, yellow-naped ones were the fully adult birds. This was very natural, as they apparently had no genuine young birds which have a green occiput and hind-neck. The case, however, of the two Birds-of-Paradise *P. apoda novæguineæ* and *P. raggiana* which they themselves, in this same article, show to hybridise on the Fly River, should have made them hesitate, although perhaps they were not to be blamed, seeing that the facts concerning the occurrence of the yellow-cheeked yellow-naped form west of the Fly River were not then known and there were too few specimens from east of the Fly River in collections to afford any proof. When Mr. Grant described his *Cyclopsitta godmani* in 1911, and Mr. Hartert and I, by an oversight, redescribed the same bird in 1913 as *Oropsitta blythi meeki*, we entirely overlooked these references of Salvadori and D'Albertis and also the plate in Gould's 'Birds of New Guinea,' or else we could not have failed to realise that the yellow-cheeked, yellow-naped bird which Salvadori and D'Albertis determined as the adult of their *cervicalis* was our new bird. Also Mr. Grant ought from the description to have seen that Van Oort's ♀ *desmaresti cervicalis* was his *godmani*.

We have now a series of *cervicalis* from various parts east of the Fly River, and at least 14 *godmani* from S.W. Dutch New Guinea, and the facts are as follows:—EAST of the Fly River there are only found adult birds with blue occiput and hind-neck, true *cervicalis* Salv. & D'Alb., and the young of this has a green occiput and hind-neck; while WEST of the Fly River there occur only birds with orange-red occiput and yellow hind-neck, which are *godmani* Grant and of which the young have the occiput duller orange and the hind-neck green. On the Fly River, as we have seen, all sorts of intergradations occur and are evidently the result of the two forms interbreeding where they meet.

Now, however, arises the question of the status of *godmani* and *cervicalis*. If we treat them as two subspecies the question at once presents itself: if there are two subspecies, are they not also subspecies of *desmaresti*? Opposed to

that is the fact that the feathers of the cheeks and ear-coverts are somewhat different in *godmani* and *cervicalis* to what they are in *desmaresti*, *occidentalis*, and *blythi*, being more like those in *salvadorii* and *edwardsi* though not so developed. This being the case, for the present I will retain them as two distinct species, as we do *Corvus corone* and *Corvus cornix*, and treat the intermediate Fly River birds as hybrids. I fully believe, however, when the country between the Noord River and the Onin Peninsula is explored, that intergradations between *godmani* and *desmaresti* will be obtained, and the fact of all the previously enumerated five forms being subspecies of *desmaresti* will be proved. Thus for the present the five forms are as follows:—*O. desmaresti desmaresti* Garn., *O. d. occidentalis* Salv. & D'Alb., *O. d. blythi* Wall., *O. cervicalis* Salv. & D'Alb., and *O. godmani* Grant.

Lord ROTHSCHILD also exhibited a new species of Blood-Pheasant, which he described as follows:—

***Ithaginis clarkei*, sp. nov.**

♂ ad. Forehead black; crown dirty brownish white streaked with grey; occipital crest and ear-coverts long, grey, with feathers decomposed as in *I. geoffroyi*. Neck with long pointed hackles whitish grey with slate-grey edges; back and most of rump pale slate-grey, feathers with white shafts and broad shaft-stripes; scapulars more or less strongly suffused with apple-green, long lower rump-feathers edged with crimson; rectrices pale whitish grey edged with crimson; wing-coverts slate-grey with white shaft-stripes, the outer two-thirds strongly saturated with apple-green; primaries and secondaries dark slate-grey with white shaft-stripes and whitish outer edges; lores and wide superciliary band black; cheeks, chin, and throat dark crimson, each feather with a dull buff shaft-line; upper breast earthy brownish buff, outer half of each feather and edges of basal half of feathers pale grey; lower breast, flanks, and abdomen greenish buff-grey suffused and edged with apple-green; on the upper half of breast are some large

scattered splashes of crimson ; thighs slate-grey, each feather with broad white shaft-line ; crissum and under tail-coverts crimson tipped with whitish and with white shafts.

2nd ♂. Forehead, crown, cheeks, and throat black, the cheeks and throat slightly washed with reddish and with paler shaft-stripes ; upper surface darker slate-grey ; breast slate-grey, some feathers slightly washed with buff towards base, only faint traces of two red splashes ; abdomen and lower breast entirely suffused with apple-green.

3rd and 4th ♂♂s. Forehead and cheeks black ; crown and crest slate-grey, throat and cheeks somewhat suffused with rufous.

♀ ad. Forehead and crown rufous edged with brown ; occiput and crest slate-grey slightly tinged with brown ; back, rump, wings, and rectrices brown shaded with grey and densely freckled with buffish grey, primaries deep brown ; underside greyish brown, paler freckled ; chin rufous.

Iris orange-yellow ; bill black ; legs and feet scarlet ; claws dark brown.

*Habitat.* Lichiang Range, 12-14000 feet, N.W. corner of Yunnan, lat. 27° 20', long. 100° 2' East.

*Type.* ♂ ad., July 1918, in the British Museum ; collected Mr. George Forrest for Colonel Stephenson Clarke. 4 males, 1 female obtained.

This is a most interesting discovery, for it is the first time we learn that two species of *Ithaginis* can occur in the same area ; this new species occurring in the same area as *Ithaginis kuseri* Beebe. I think, however, it will eventually be found that *kuseri* inhabits a different faunal zone of the mountain range to the one in which *clarkei* is found.

Mr. STUART BAKER, on behalf of Messrs. Herbert C. Robinson and C. Boden Kloss, described a new race of Short-tailed Babbler from Sarawak :—

*Anuropsis malaccensis saturata*, subsp. nov.

Distinguishable at a glance from the typical Malay form,



*A. m. malaccensis* (*Brachypteryx malaccensis*, Hartlaub, Rev. Zool. 1844, p. 402) by having the sides of the breast and flanks ochraceous rusty, not dull sullied ochraceous buff, so that the white gorget and belly stand out sharply from the rest of the under surface. Upper surface, including head and tail, darker, more olivaceous and less rufescent than Malayan birds.

Total length (type) 135 (in flesh); wing (dry) 68 mm.

*Type.* Adult male from Tinjar River, Baram District, N. Sarawak, 500 feet. 20th August, 1910.

*Specimens examined:* The type and a female from the same locality and a pair from the Saribas Dist., S.W. Sarawak. Compared with a very large series from all parts of the Malay Peninsula and with a male from Mt. Dempo, Palembang Dist., Sumatra.

The differences between Malayan and Bornean birds have long been known and commented on by various authors, notably Sharpe (Cat. Birds Brit. Mus. vii. 1883, p. 588) and Büttikofer, but are sufficiently striking to merit a name.

So far as our material admits of a statement, the Sumatran form to which the name *Myiothera poliogenys* applies is inseparable from *A. malaccensis* which has priority. According to Büttikofer also the Bornean form differs from the Sumatran in the same way as we find it does from the Malayan (Notes Leyden Mus. xxi. 1899, p. 241). We have been unable to compare our birds with *A. m. nesites* and *A. m. exsanguis* Oberholser, Smithsonian Misc. Coll. vol. lx. no. 7, 1912, p. 8, from the Batu and Banjak Islands, West Sumatra.

Mr. P. F. BUNYARD exhibited a large series of eggs of the Kestrel and the Hobby to illustrate his remarks in reply to certain criticisms on the clutch of eggs from Ireland, which he believed were those of the Hobby, exhibited at the last meeting. He had brought up this series, he said, in order to show how dissimilar the two were when a large series of each were placed side by side. To his eyes they did not

present a single similar character. He had never yet seen a well-authenticated clutch of Hobbies' eggs which could possibly be confused with those of the Kestrel, and in ninety-nine cases out of a hundred they could easily be picked out by an experienced oologist, and he would consider the time he had spent on the study of oology wasted if he could not do so. He considered that the fundamental aim of scientific oology should be the identification of eggs at sight, and could not see the use of weights and measurements if they could not be relied upon to assist in identification. The grain of the shell alone was sufficient in some cases for identification, and especially so with eggs of the Hobby. He pointed out that Newton had called special attention to the grain of the egg-shell and to the investigations carried out by Drs. Landois, and Rudolph Blasius, and mentions that even specific differences are apparent in the eggs of certain Swans and Geese. The speaker had made the interesting discovery that eggs of the Pink-footed Goose had a very marked specific difference in grain.

Mr. Bunyard went on to say that, providing a sufficiently large series of well-authenticated specimens of a species were available to work upon, there should be no difficulty in fixing the type, and when once this had been established the practised eye should be able to fix the parentage. He considered it remarkable that some ornithologists could recognise the minutest superficial differences in subspecies and yet were unable to do so with oological specimens. An objection had been raised because the Irish clutch which he believed to belong to the Hobby consisted of four, and with reference to Mr. Hale's challenge he had written to his friend Mr. John Palmer of Ludlow, who had had unique experience with this species and had probably seen more clutches of its eggs *in situ* than anyone else. Mr. Palmer replied to the effect that out of thirty clutches of Hobbies' eggs taken by himself four had consisted of four, these being in his opinion the product of the same bird. Amongst the series exhibited was a clutch of four taken in Surrey on July 4th, 1904, the bird having been shot at the nest. There was also a

record in the 'Birds of Hampshire' of a clutch of four taken on June 2nd, 1884, and also a clutch of five in June 1894.

As regards the date of the Irish clutch, May 31st, he did not consider this too early for Ireland, because he found that other species bred at least 10 to 14 days earlier there than in England, he referred especially to the Grasshopper Warbler and Common Bunting.

The Rev. F. C. R. JOURDAIN, referring to Mr. Bunyard's statement that he could tell Hobbies' from Kestrels' eggs in ninety-nine cases out of a hundred, produced a case of eggs of these two birds, and asked Mr. Bunyard to identify them. Mr. Bunyard at first said he would do so if he might be allowed to take them home for a week, weigh them, and examine them by daylight, but upon Mr. Jourdain agreeing to allow him to do this, he declined to have anything to do with them.

Mr. BUNYARD re-exhibited the eggs which illustrated his paper on Scratches and Abrasions in Eggs, published in the November number of the 'Bulletin.'

He said that Mr. Jourdain's statement that scratches on eggs in most cases were caused by the bird when turning them, or by the claws when settling down to brood or on leaving the nest, could not possibly hold good as far as those scratches are concerned to which he had specially called attention, which could only have been made while the eggs were held firm—*i. e.*, at birth as suggested by Newton, and before the pigment had become set. If they had been made as Mr. Jourdain suggested, the eggs in a clutch of Capercaillie would not all be scratched practically in the same position, and a bird while turning the egg would not always turn them by the same part, neither would it be able to exert sufficient pressure to scratch them so deeply, or so regularly, or in the same direction.

Mr. Bunyard said he had discussed the question as to whether it was possible for the bird to reach the cloaca with the claws, with several members of the Club who belong to

the Medical profession, and not one of them could say if it were possible or not; his own Medical man, with whom he discussed the question at some length, was of the opinion that it was not impossible.

The CHAIRMAN said that Dr. van Someren had told him that he had seen Quails and other birds in captivity when about to lay, put the head down between the legs as if to relieve some irritation caused by difficulty in laying, and it seemed quite possible for such scratches as Mr. Bunyard had referred to and exhibited to be caused by the bill.

It was agreed by several members present that it was quite possible for such scratches to be caused by the bill, but that they could not be made by the bird's claws before the egg was fully laid.

The Rev. F. C. R. JOURDAIN exhibited a clutch of eggs of the Kestrel (*F. tinnunculus tinnunculus*), together with an egg of the Great Spotted Cuckoo (*Clamator glandarius*), taken from an old and flattened nest of Magpie in an ilex, some 20 ft. from the ground, on May 21st, 1919, about a day's ride south-west of Coria del Rio, Spain. Mr. G. Tomkinson was present as well as the Exhibitor, when the Kestrel was flushed from the nest. All the eggs were fresh or almost so. Mr. Jourdain believed this to be the first instance on record of the egg of the Great Spotted Cuckoo being found with the eggs of the Kestrel, as they are almost always found in the nests of various species of Corvidæ.

Mr. ELWES remarked on the great number of Woodcock which had been found in E. Lincolnshire and E. Yorkshire during the latter part of November and early in December, when record bags had been made in many places. Mr. St. Quinton, of Scampston Hall, Rillington, Yorkshire, would be very glad to have further information from other parts of the country. It seemed that the early flights had been prevented from going west and north, owing to the unusually cold weather which prevailed when the first flight arrived,

and that their numbers had been increased by second flights, some of which were probably home-bred birds from the North of Scotland. It was desirable to know whether in Wales, Ireland, and the South of England, the number of Woodcock had been normal or not, and he hoped that any members of the Club who could give particulars on this subject would do so.

Mr. CHARLES CHUBB sent the following descriptions of new forms of South and Central American birds :—

***Pachyrhamphus macconnelli*, sp. nov.**

*Adult male.* Allied to *P. niger* Spix, but differs in having more white on the upper wing-coverts, in having white margins to the inner webs of the flight-quills, and in being slate-black, instead of jet-black, on the under surface, the axillaries and under wing-coverts speckled with white instead of being uniform black.

Total length 145 mm., exposed culmen 11, wing 73, tail 54, tarsus 18.

*Adult female.* Differs from the adult male in being ochreous brown on the head, back, lesser upper wing-coverts, scapulars, and upper tail-coverts; the outer margins of the median and greater upper wing-coverts, outer edges of flight-quills, and tips of tail-feathers buff; under surface yellowish olive. Wing 70 mm.

*Habitat.* British Guiana, Surinam, Cayenne, and Trinidad.

The type is in the McConnell collection, and was collected on the Bonasika River in 1911, and the female described, also in the McConnell collection, was collected in the Upper Takutu Mountains in 1909.

***Pachyrhamphus albiloris*, sp. nov.**

*Adult male.* Similar to *P. cinereiventris* Sel., from Santa Marta, but differs from the type of that species in having white lores, and in being paler slate-grey on the under surface.

Total length 154 mm., exposed culmen 14, wing 70, tail 54, tarsus 18.

*Adult female.* Differs from the adult male in being ochreous brown on the upper surface with buff margins to the upper wing-coverts and secondary quills, and the tail-feathers tipped with the same colour. Under surface yellow. Wing 68 mm.

*Habitat.* Venezuela.

The type, which is in the British Museum, was collected by A. Goering at San Estaban—Selater collection; and the female described was obtained by the same collector at Valencia, September 24, 1868—Salvin-Godman collection.

***Pachyrhamphus chapmani*, sp. nov.**

*Adult male.* Allied to *P. cinereiventris* Scl., from Santa Marta, but differs in having a smaller bill, larger wing and tail measurements, and the under surface pale slate-grey instead of dark slate-grey.

Total length 146 mm., exposed culmen 12, width at base 7, wing 79, tail 60, tarsus 18.

*Habitat.* Antioquia, Colombia.

The type is in the British Museum, and was collected by T. K. Salmon at Sta. Elena, Antioquia, Colombia—Salvin-Godman collection.

***Pachyrhamphus costaricensis*, sp. nov.**

*Adult male.* Allied to *P. cinereiventris* Selater, but differs from the type of that species in being pale ash-grey on the throat, breast, abdomen and under tail-coverts, instead of dark slate-colour.

Total length 133 mm., exposed culmen 12, wing 75, tail 57, tarsus 21.

*Adult female.* Differs from the adult male in being ochraceous olive on the back, becoming rather darker on the head, the upper wing-coverts margined with buff and the tail-feathers tipped with the same colour, the sides of the face, sides of neck, and sides of breast greyish olive, and the throat, middle of breast, abdomen, and under tail-coverts yellow. Wing 67 mm.

*Habitat.* Costa Rica.

The type is in the British Museum—Salvin-Godman Collection—and was collected at Bebedero, Costa Rica, by Mr. C. F. Underwood, on September 15, 1893; and the female described was collected, also by Mr. Underwood, at Pozo Azul, February 1898.

***Empidonomus varius parvirostris*, subsp. nov.**

*Adult male.* Differs from *E. varius varius* (Vieill.), from Paraguay, in being smaller in general measurements and the coloration somewhat darker.

Total length 160 mm., exposed culmen 12, wing 97, tail 76, tarsus 15.

*Habitat.* British Guiana.

The type is in the McConnell collection, and was collected on the Kamakabra River in 1911.

Mr. GREGORY M. MATHEWS sent the following descriptions of new subspecies of Australian birds\* :—

Page 83 :

***Demigretta matook carteri*, subsp. nov.**

Differs from *D. m. tormenti* (Mathews) in being bluer on the mantle and general plumage (not brownish blue). The bill is 12 mm. shorter and the tarsus 10 mm. shorter. Bill is purplish, not orange-yellow.

*Type.* Cape Leeuwin, South-west Australia. Collected April 9th, 1919.

Page 247 :

***Aphelocephala castaneiventris minilya*, subsp. nov.**

Differs from *A. c. castaneiventris* Milligan in being darker above, with the flanks a much deeper brown.

*Type.* Minilya River, Mid-west Australia. Collected September 15th, 1916.

\* The page-numbers refer to Mathews's 'List of the Birds of Australia,' 1913.

Page 274 :

**Meliphaga virescens hartogi**, subsp. nov.

Differs from *M. v. insularis* Milligan in having a longer bill and in being more fulvous generally, especially on the breast.

*Type.* Dirk Hartog Island, West Australia. Collected April 26th, 1916.

Page 290 :

**Acanthogenys rufogularis woolundra**, subsp. n.

Differs from *A. r. flavacanthus* Campbell in being paler above and below, with a longer wing.

*Type.* Woolundra, South-west Australia. Collected May 21st, 1919.

Page 298 :

**Taniopygia castanotis hartogi**, subsp. nov.

Differs from *T. c. roebucki* Mathews in being paler and smaller.

*Type.* Dirk Hartog Island, West Australia. Collected October 7th, 1916.

Page 310 :

**Chlamydera maculata nova**, subsp. nov.

Differs from *C. m. subguttata* Mathews in having the yellow on the breast and abdomen much deeper and richer flank markings bolder, less black on the throat and upper chest, and the bill smaller.

*Type.* North-west Cape, Mid-west Australia, August 7th, 1916.

Page 314 :

**Corvus cecilæ hartogi**, subsp. nov.

Differs from *C. c. marngli* Mathews in having many of the feathers brown, not shining black.

*Type.* Dirk Hartog Island, West Australia. Collected November 7th, 1916.



Mr. G. M. MATHEWS sent the following description of the eggs of

*Fregettornis grallarius innominatus* Mathews.

*Nest.* A tunnel excavated about eighteen inches in a bank; the end enlarged to a hole about five inches in diameter, and lined with a little dead grass on the bottom, to form a nest.

*Egg.* Clutch one: dull white, slightly spotted at the larger end with reddish brown. Dimensions 33.5 by 25 mm.

*Breeding-season.* January. Taken on 24th January, 1914, on Lord Howe Island.

*Fregettornis insularis* Mathews.

*Nest.* Probably similar to the above.

*Egg.* Clutch one: dull white, slightly spotted with brownish specks at the larger end. Dimensions 36 by 25 mm.

*Breeding-season* (January?) February. Taken from the bird on 2nd February, 1914, on Lord Howe Island.

Mr. E. C. STUART BAKER made the following corrections to his notes in the 'Bulletin,' xxxix., January 29th, 1919:—

Mr. W. E. Wait has drawn my attention to an important error in my article of the above date. The eggs of a Cuckoo which he found in the nests of *Rhopocichla* were those of *Surniculus*, and the eggs of *Penthoceryx sonnerati waiti* were taken from the nests of *Thamnolia fulicata* and *Ægithina tiphia*.

Major R. E. CHRESEMAN sent the following note on

*Passer moabiticus mesopotamicus*.

I am indebted to Mr. Jourdain for pointing out that Zarudny discovered this Sparrow nesting on the Karun River, S.W. Persia, in 1904, and described the eggs.

The statement in 'Bulletin' of the B. O. C. no. ccxlv., that the nesting colony discovered by me near Bagdad in 1919 is the first record of the nest and eggs, should therefore read—the first nest and eggs recorded from Mesopotamia, and not as stated in the 'Bulletin.'

---

The next Meeting of the Club will be held on Wednesday, the 11th of February, 1920, at PAGANI'S RESTAURANT, 42-48 Great Portland Street, W.; the Dinner at 7 p.m. Members of the Club intending to dine are requested to inform the Hon. Secretary, Dr. Philip Gosse, at 18 Grosvenor Gardens, S.W. 1.

[N.B.—Members who intend to make any communication at the next Meeting of the Club are requested to give notice *beforehand* to the Editor at 34 Elsworthy Road, South Hampstead, N.W., and to place in his hands not later than at the meeting MSS. for publication in the Bulletin.]

(Signed)

ROTHSCHILD,  
*Chairman.*

D. SETH-SMITH,  
*Editor.*

PHILIP GOSSE,  
*Sec. & Treas.*

Smithsonian Inst  
MAR 25  
National Mu

# BULLETIN

OF THE

## BRITISH ORNITHOLOGISTS' CLUB.

---

**No. CCXLVIII.**

---

THE two-hundred-and-forty-fifth Meeting of the Club was held at Paganì's Restaurant, 42-48, Great Portland Street, W., on Wednesday, February 11th, 1920.

*Chairman* : The Lord ROTHSCHILD, Ph.D., F.R.S.

*Members present* :—E. E. ADAMS ; E. C. STUART BAKER ; J. L. BONHOTE ; C. D. BORRER ; S. BOORMAN ; P. F. BUNYARD ; Major R. E. CHEESMAN ; C. CHUBB ; Col. STEPHENSON CLARKE, C.B. ; Dr. H. N. COLTART ; H. J. ELWES ; Dr. PHILIP GOSSE (*Hon. Sec. & Treasurer*) ; Dr. E. HARTERT ; Rev. F. C. R. JOURDAIN ; G. C. LAMBERT ; A. E. LEAROYD ; Dr. P. R. LOWE ; C. W. MACKWORTH-PRAED ; Lt.-Col. H. A. F. MAGRATH ; P. H. MANSON-BAHR ; G. M. MATHEWS ; E. G. B. MEADE-WALDO ; H. MUNT ; H. R. MUNT ; T. H. NEWMAN ; C. OLDHAM ; C. E. PEARSON ; Capt. W. E. RENAUT ; C. B. RICKETT ; D. SETH-SMITH (*Editor*) ; M. C. SETON ; Major A. SLADEN ; F. W. SMALLEY ; C. G. TALBOT-PONSONBY ; G. DE H. VAIZEY ; H. M. WALLIS ; H. F. WITHERBY.

*Guests* :—S. ASHMEAD BARTLETT ; R. J. E. CONAUT ; EARDLEY HOLLAND ; S. F. STEWART ; H. KIRKE SWANN ; G. DE H. VAIZEY, jun.

[*March 4th*, 1920.]

a

VOL. XL.

Mr. E. C. STUART BAKER delivered the following address on "The Value of Subspecies to the Field Naturalist":—

I must first apologise to my audience to-night for the fact that practically all I am about to say has already appeared in the 'Journal of the Bombay Natural History Society,' though I then wrote purely from the point of view of the Indian Field Naturalist.

Perhaps, as a preliminary to our discussion, I should state what is my idea of a subspecies. It is as follows:—

*A subspecies is a geographical race or variation, differing in some respect from the form first described as a species, yet linked with it by other intermediate forms found in intervening areas. It is essential, however, that the variation before it is named shall be proved to be stable within a certain definite area.*

From my definition it will be seen that I consider a subspecies to be merely a species in the making, and that subspecies become full species when Nature, in the course of evolution, has eliminated the intervening forms. Some naturalists hold that this theory is wrong, and say that in a species the germ-plasm is different in itself and in its potentialities, and that, therefore, subspecies can never become species. I quite agree that in every true species the germ-plasm differs from that of every other species, but the fact that it is so is only because it has arrived at a stage of evolution parallel with the evolution in its colour, structural, or other superficial variation from which we decide its rank as a species or subspecies.

The point to be remembered is that evolution in the germ-plasm proceeds *pari passu* with external evolution, though it is not until it has reached an advanced stage that it permanently contains the inherent potentialities which pass on from one generation to another the external features caused by environment.

Thus a species transferred from its original environment may or may not gradually evolve external variations due to its new surroundings, but the changes, if any, will be assumed by degrees, and as they become fixed, the germ-

plasm also, gradually and equally influenced, arrives at a stage when it is capable of passing on these variations in a stable form, until once more there are further geographical or climatic changes. At the same time, the influences brought to bear on other individuals of the same species less far removed from their original habitat will be less pronounced, and we thus get the half-way individuals which link the two extreme forms together, until, as I have already said, these die out and leave the two extremes constantly and definitely cut off from one another.

All birds come from ancestors comparatively few in number, who in turn work back to a still smaller number of reptile-like forms, and thence back and back to still more primitive forms, multicellular and unicellular protoplasms, etc., and no one can contend that the evolution of the protoplasm has remained quiescent all this time.

Classification of the living members of the Class "Aves," like every other classification, is intended to simplify, or make easy, the attainment of knowledge. In the present instance, the division of species should assist in the acquirement of knowledge, both of ornithology as a whole, as well as of each individual species, its life-history, and all other facts connected with it. If the classification employed helps towards this end, it is scientific; if, on the other hand, it renders the acquisition of knowledge more difficult, it is not scientific, and should be discarded.

When ornithology was in its infancy, birds were lumped together under one name in the most extraordinary way, and at this period much the same degree of nomenclature obtained amongst civilised people as obtains to-day among savage tribes. Thus there were groups of birds known as Vultures, Eagles, Ducks, Storks, Owls, Flycatchers, and so on; sometimes these were again divided into "large" or "small," and sometimes a second qualifying name was added, denoting some conspicuous character. As time progressed, these larger divisions were gradually broken into smaller and smaller ones, until eventually most birds which differed conspicuously from others had a definite trivial name. To

this succeeded a time when Latin and Greek, or pseudo-Latin and Greek, names were given in addition to the local trivial names, thus enabling workers to recognize the bird spoken or written about, whatever the language employed in the context. At this period, and for a long time after, fresh discoveries were constantly being made; unknown countries were still plentiful, and naturalists had more than sufficient to employ them in working out new species on the very broadest lines. Under such circumstances, minor differences were either overlooked or ignored, whilst the causes for these same differences were never sought for.

Now, however, we live in a time when there are but few countries left to explore, and novelties of specific rank are few and far between, consequently minor differences attract attention to a far greater degree than was previously the case. Together with these differences, the worker now seeks to elucidate their causes, thus necessitating a knowledge of their life-history, quite unnecessary so long as one was content to acknowledge only such striking features as were visible without search to everyone. A very much finer division of living objects becomes possible to the modern ornithologist, for whom the material to be worked on has already been collected and classified on broader lines by the naturalists of previous generations.

This much for subspecies, but having decided that we are to recognise these, how are we to distinguish by words one subspecies or geographical race from another? We may decide to use binomials, only adding some description which shall denote what particular race each belongs to, or we may add a description of the geographical area to which it is confined—sometimes quite a lengthy matter,—or we may adopt the quickest and simplest plan and add a third name to the binomial, and so come to the now universally adopted system of trinomialism, *i. e.*, three names which, without further description, show to what genus and species each geographical race belongs.

But before a subspecies can be determined, two things are essential: first, that field-naturalists should collect from

various areas material which can be assembled in one museum, and, secondly, that the museum man, with the help of his library of reference and such other collections as may be at his disposal, should patiently work out the material supplied.

It is evident, therefore, that whereas the field-naturalist may be able to do his own work and, later on, part of that of the museum man also, the museum man cannot do a stroke of work without the help of the field-worker.

To the modern field-naturalist one would therefore imagine trinomialism and all that it includes must be of the most absorbing interest, for it is only he who can supply us with the factors to elucidate all the causes giving rise to the variations which form geographical races. There is still much work for him to do.

At present our knowledge of cause and effect is very crude. Certain broad rules we do know, but very little of the minutiae or of the way in which these same broad rules conflict or combine.

We know that humidity generally means deep and brilliant colouring, and drought the reverse. Dense tropical forests run much to black, but often a combination with it of most vivid colours. Snow and ice require their inhabitants to seek immunity from danger in white pelts or plumage. Animals and birds in deserts require sandy or pale plumage corresponding to their environment, and so on. We already know that some changes occur far more quickly than others, as for instance Beebe's Dove, which changed from one race to another in its own lifetime, whilst, on the other hand, there are numerous instances of game and other birds, such as Sparrows in America, Mynas in Australia, in which there is as yet no apparent change taking place. In the latter we have the result of many generations of birds from which to draw our conclusions, but in Beebe's bird we do not know what the result of the individual change would have been on the next generation, and whether the protoplasm had acquired the potentialities that a permanent change would entail.

Even here, in our little home isles, it is only quite recently that our naturalists have been able to show that we have stable local varieties amongst our resident or breeding-birds. Naturally, the range of variation is not what it is in larger countries—such as my own field of work, India. Here we find great alluvial plains and stupendous mountains, wonderful forests and parching deserts, burning heat and bitter cold, regions where the maximum rainfall of the world is registered and others where in some years no rain falls. But in Great Britain we have our comparatively dry areas and wet areas, our colder and our warmer counties, our forests and our open moors, so even here we find that geographical conditions suffice to induce certain corresponding variations in their inhabitants, and as time goes on we shall certainly be able yet to find more matter of interest, more riddles of evolution to solve, and more material for future naturalists to work on.

When zoological specimens were first collected, data were for the most part neglected, and to such an extent that there are many instances of birds being named after countries in which they have never occurred. The collectors having collected from many places made no notes, and when they returned home trusted to a memory which played them false, with the result mentioned.

Nowadays, the would-be successful field-naturalist, who wishes to advance knowledge in any degree, must be a man of the closest observation, of keen intelligence, and of most careful, methodical habits. No one dare trust to memory now, and a careful record must be kept of anything and everything which may assist the museum man in collating his facts and basing his arguments to prove whatever theories he may be able to propound.

It was as a field-naturalist myself that I first felt that binomialism did not suffice for my working, and arguments between myself and the late Mr. E. W. Oates arose simply because he could not then accept the now admitted fact that subspecies are much more common than species, and that geographical races require determination even more than



original species, and I am sure my difficulties must have been those of many other youngsters also. It was Dr. Hartert in a little note on the Minivets who first put me on the right trail, and from that moment my difficulties practically disappeared, and I found in trinomialism the solution of all my difficulties.

In foreign countries, and especially in tropical areas, where most collecting is carried out in winter, it is often most perplexing when one has to deal with both breeding and migratory individuals of the same species, and here the field-naturalist alone can help us out of our difficulties, and the material obtained by oologists in the way of breeding-birds is of incomparable value. Take, for instance, our Little Ringed Plovers. We have breeding races in areas ranging from W. Europe to Japan, but in winter all three races are found within the Indian Empire. Again, the Kentish Plover is a similar instance. We have *alexandrinus* breeding from England to Quetta (Meinertzhagen), *dealbatus* breeding in China, etc., and *seebohmi* breeding in India and Ceylon, and all three are found in India in winter.

To the oologist also the interest of geographical races is quite as fascinating as to the purely bird man, though so far the effect of environment has been much neglected in oology, and we really know practically nothing about it, yet in many instances eggs vary geographically, even more than the birds which lay them.

I have never been able to fathom the reasons of those who inveigh against trinomialism. As a rule, it is merely the allegation that we are making it harder for the individual in question to remember names. So, too, those who curse the modern ornithologist for creating—as they call it—new names, generally found their reasons for the accusation on the inconvenience it causes them personally.

There *can* be but one correct name for a bird, and naturalists of the calibre who complain because their personal convenience and sympathies are not consulted forget that no generation works for itself alone and its own pleasure. It is the duty of each generation to put classification and nomen-

clature—amongst other things—on as stable a basis as possible for the generations to follow, and the only way to do this is to make some definite rule as to nomenclature and adhere to it. The rule made by the International Congress and universally agreed to is that priority of nomenclature shall be strictly adhered to with effect from the date of the 10th Edition of Linnæus (1758), the founder of binomialism. This, of course, means that from time to time some long-accepted name has to be discarded for another, hitherto overlooked and unknown, which preceded it. Naturally our own sympathies are in favour of the continuation of the name we have known all our lives, but our children will always know it by the new name and will not be bothered with this question of sympathy, if we are only consistent, and adopt, as soon as it is ascertained, the name to which the bird is properly entitled. If ornithologists of the present generation do their duty without first stopping to consider whether it will inconvenience them personally, those of coming generations will have but little left to do in reference to classification and nomenclature. All this, the rough foundation-work of ornithology, will have been threshed out by ourselves and, perhaps, those who next succeed us. Those to come later will be employed in elucidating cause and effect, not in finding out what is, but in ascertaining *why* it is and *how* it has become so. The ornithologist will not want to find out in what respect one bird differs from another, where it lives, and how it feeds. All this will be ready prepared for him to acquire speedily from books, and it will be his duty to continue the investigations into reasons and results, and to tabulate what he learns as the basis of work for yet future generations.

So too, the oologist will no longer want to know what bird lays what kind of egg, but will be discovering why each particular kind of egg is laid, how and why it is pigmented in a thousand different ways, together with the attendant anatomical and biological circumstances.

Practically all scientific zoological research resolves itself into an endless inquiry into the ways of evolution. Each

successful naturalist adds during his life something to the accumulated mass of accepted facts upon which others shall build up either additional facts, or shall make some discovery which shall further enlighten humanity upon the ways and means of the great mystery of creation and perpetuation of life by evolution.

To me it seems that when we find out a few facts entitling geographical races to trinomials, we are adding a few bricks to the foundation of the building whose coping-stone shall be complete knowledge.

Dr. ERNST HARTERT said he, needless to say, agreed with almost every word Mr. Stuart Baker said, but he objected to make supposed intergradation between two forms a criterion of the subspecies. Though we are convinced that intergradation between subspecies must have existed, and exists now in many cases, there were, nevertheless, numerous instances in which no intergradation could be traced—in fact, we seldom found it to exist. This was the case with many forms replacing each other on continents, but still more often, of course, with island forms. American ornithologists for a long time regarded the existence of intergradation necessary for a supposed subspecies, in consequence of which they treated island forms, which were the most typical examples of subspecies, as species; but they had now recognized the fallacy of their treatment and looked upon representative island forms as subspecies.

The question having been raised, how a subspecies should be defined, he wished to repeat what he had often said elsewhere, that he regarded as subspecies forms which agreed in their main characters while they differed in details (either of colour, markings, or dimensions), and represented each other geographically—or that subspecific characters were “*differences combined with geographical separation*,” agreement in structure and general features, of course, being established.

With regard to different habits these need not always be peculiarities of distinct subspecies, but often were due to

different conditions, such as a more inhabited and more cultivated country, where the habits easily changed. Thus it was merely the result of conditions which changed the Blackbird, Thrush, and Wood-Pigeon from a shy forest bird to a town bird, and that may also partly be the reason for the different habits of the continental and the very distinct British Robin.

The Rev. F. C. R. JOURDAIN remarked that many members of the Union restricted their interests to British Birds and were inclined to look askance at subspecies generally, with the exception of one or two cases, in which they had personal experience of two subspecies side by side, such as the case of the Pied and White Wagtails or the Yellow and Blue-headed Wagtails. These were readily and universally recognized, but for consistency's sake were elevated to the rank of separate species, as was done by the earlier writers. Although the differences between an adult male *Mot. a. lugubris* and one of *M. a. alba* were sufficiently obvious, there were, however, other subspecies which were not so readily distinguishable, so that even in the pages of the 'Ibis' one found "*M. lugubris*" recorded as plentiful in Mesopotamia ('Ibis,' 1914, p. 390) by a good field-naturalist, some 2000 miles east of its normal range! Similarly, the Yellow Wagtails from the Caspian approach very closely to our British race, and it was not possible to pronounce on the validity of a subspecies without having a series of all the known forms before one. To come to a final decision on a point of this kind, when one was only acquainted with the two forms which occur locally, was only a sign of ignorance. Speaking from personal experience, the speaker had noticed that English field-workers, though deeply prejudiced against the principle of recognizing subspecific races, nevertheless were quick to appreciate these differences in life, and the characteristics of the Continental Robin and Stonechat were at once noted when the birds were first met with in the field.

The fact was that the study of local races could only be

satisfactorily carried on in one or two of our great museums, where large series from all parts of the world were available for comparison. It was an unfortunate weakness that the work of nomenclature should be restricted to those, not necessarily field-workers themselves, who profited by the actual collector's labours. As a result, we found innumerable races named after the members of museum staffs—neither descriptive nor geographically useful, and conveying nothing to the student of the future. All the honours, such as they were, fell to the describer, and it was not unnatural that in consequence we found local races described in many cases on somewhat trivial and insufficient grounds. But, apart from this blot, the impetus given to the study of ornithology was so great that its value could hardly be over-estimated, especially with regard to migration. The occurrence of a dark-breasted Barn-Owl in December in England, or a grey-backed Jay in Norfolk, would have been quite meaningless to a British ornithologist 60 or 70 years ago; whether a Nutcracker had a thin or thick bill merely led to wild suggestions that these characters were sexual. To us these occurrences were fraught with meaning, and it was due to the labours of those who had studied the question that this gate of knowledge had been opened to us.

Mr. BONHOTE stated that it was necessary to be very clear as to what was meant by a subspecies. In his opinion, it was a form of a species that differed from the same species in another locality owing to its environment, *e.g.*, its geographical position. With regard to birds it was therefore essential that no new subspecies should be described except from its breeding-quarters, and only then if a fairly large and level series had been obtained. Trinomials should be strictly limited in their application to geographical races, and should never be used for aberrations or varieties. Mr. Stuart Baker had hinted that in true subspecies one form should grade into another and that therefore intermediates would be found; but Mr. Bonhote pointed out that there were many cases, such as islands and also desert or mountain

forms, where from the nature of the intervening territory the species could not exist, and therefore such forms would be equally true subspecies, although the intermediate forms would not occur. In some cases another factor would come in, viz. isolation. A small number of any species on an island would naturally tend to become inbred, and thus all individuals of that species would soon tend to bear a family likeness and differ slightly from their congeners on a neighbouring island, and these would be none the less true subspecies, although their differences were not directly caused by their environment.

It had been doubted by some whether in Birds and higher animals any single individual had changed owing to a different environment from one subspecies to another. Mr. Bonhote, however, instanced the case of an Australian Finch (*Munia flaviprymna*), recorded in the 'Avicultural Magazine' many years ago by Mr. Seth-Smith\*, which, if his memory served him right, had so changed after having been brought over to this country. Among Mammals (*Meriones*) he himself had altered the colour in less than six weeks by artificially changing the environment, and similar experiments had also been done in Lepidoptera, southern forms having been produced from Arctic forms and *vice versa*.

There were, of course, cases that must remain largely matters of opinion as to whether a certain form should be considered as a subspecies or a good species. The Mourning Chat (*Enanthe lugens*), in which the sexes of the eastern (Egyptian) form were alike, while in the western form (*Æ. lugens halophila*) the sexes were very distinct, was given as an example. Mr. Bonhote considered that sexual dimorphism was an essential character, and that as these forms differed in an essential character they should be considered as different species. As another instance, he said he could not agree with a previous speaker in regarding the Pied and White Wagtails as subspecies: (1) because the young Pied Wagtail assumed its black head in its first autumn, whereas the White Wagtail assumed it in the first spring

\* 'Avicultural Magazine,' vol. v. p. 195 (1907).

moult; (2) both species were sometimes found breeding together; (3) the general shape and proportions were rather different.

Finally, Mr. Bonhote pointed out that, except in a few very special cases, no two forms of the same species could breed in the same area, and that when two closely allied forms were found breeding in the same locality they must be considered true species.

Concerning Mr. Bonhote's remarks that sexual dimorphism might be regarded as a specific character, Dr. ERNST HARTERT said he could not fully agree with this view. On the contrary, he considered that, where the males of two forms were practically indistinguishable but the females differed, these were very decided subspecies—supposing, of course, that they were geographical representatives. In the case quoted by Mr. Bonhote, moreover, it should be remembered that in Algeria and Tunisia, where the females were different, there was often a decided approach to the male plumage, in so far as many females had black throats, though they did not attain a black back.

Mr. MEADE-WALDO exhibited a clutch of two eggs of the Hooded Crane, *Grus monachus*, on behalf of Mr. W. H. St. Quintin of Scampston Hall, Yorkshire. These were laid in captivity by a bird obtained in 1913 from Herr Hagenbeck. He remarked that *Grus monachus* was one of the rarest of Cranes, confined to a small area in Central Siberia.

Two eggs of the Japanese White-necked Crane, *G. leucauchen*, were also shown, these also having been laid in Mr. St. Quintin's aviaries by a bird bred at Lilford Hall, Oundle.

Dr. VAN SOMEREN sent descriptions of the following new species and subspecies from East Africa and Uganda:—

*Cercomela turkana*, sp. nov.

This bird is nearest to *fuscicaudata* Blanf. in type of plumage—*i. e.*, having the tail the same colour as the mantle,—

but differs from that species in being more ashy grey-brown, with a sandy tinge to the upper surface, and more sandy-tinged below.

The upper tail-coverts and the edges to the rectrices are not so rufous.

Wing 80 mm., tarsus 23, bill 14.

*Range.* Turkana country, west of Lake Rudolf.

*Type* in Tring Museum. ♂ ad., Feb. 1918. Dr. van Someren Coll.

***Eremomela badiceps turneri*, subsp. nov.**

Resembling *E. badiceps*, from West Africa, in general plumage, but differs from that species in being considerably smaller and very much darker above, more brownish grey, less pure grey.

The brown of the head limited to the anterior half of the crown and the superciliary lines.

Wings 49 mm., bill 4, tarsus 14.

*Known Range.* North Kavirondo and South Elgon.

*Type* in Tring. ♂ ad., No. 289, 7.12.15, Yala River. Turner leg. for Col. Meinertzhagen.

***Eremomela elegans elgonensis*, subsp. nov.**

This bird differs from all other races of *elegans* in being considerably larger and much more brightly coloured, above and below. Ear-coverts blacker.

Wings 57-60 mm., tarsus 17, bill 6.

*Range.* Elgon south to Nandi.

*Type* in Tring Museum. ♂ ad., 21.4.17, Kibingei River, S. Elgon. Dr. van Someren Coll.

*Obs.* A large series was collected.

***Sylvietta isabellina macrorhyncha*, subsp. nov.**

Nearest to *S. gaikwari* of Somaliland, but differs from that race in being less pure grey above, and paler below with the flanks more deeply tinged with buff. The bill is longer and more slender.

Wings 58-63 mm., tarsus 19, bill (average) 16.



*Range.* E. Kilimanjaro thorn-bush country to South Ukambani.

*Type* in Tring Museum. ♂ ad., 30. 3. 18, Tsavo. Dr. van Someren Coll.

*Obs.* A large series was collected.

***Dryodromus rufifrons turkanæ*, subsp. nov.**

Nearest to typical *rufifrons*, but differs in having the rufous of the forehead extending to the posterior angle of the eye, and in having the white edges to the wing-feathers wider. Mantle rather darker.

Wings 44 mm.

*Range.* East Uganda to Lake Rudolf.

*Type* in Tring Museum. ♀ ad., January 1918, Meuessi, Turkwell River. Dr. van Someren Coll.

*Obs.* Seven specimens were collected all uniform in coloration.

***Prinia mistacea immutabilis*, subsp. nov.**

This race, hitherto confused with *tenella* Cab. (which is limited to the coastal belt), is characterised by being considerably larger and much darker, more brownish-olive on the mantle and more ochraceous-buff below, especially on the flanks. It lacks the wide white supercilium found in the coastal bird. The wing-feathers are more edged with brownish.

Wings 53-57 mm.

*Range.* East Africa from Ukambani to Uganda (not including the S. Ankole River district).

*Type* in Tring Museum. ♂ ad., 15. 5. 18, Nakuru Lake. Dr. van Someren Coll.

*Obs.* For further remarks and description, I would refer readers to my report to be published in the 'Ibis.'

***Hedydipna platura karamojoensis*, subsp. nov.**

This race differs from the typical form by being much greener, lacking the golden tinge to the metallic feathers; and differs most of all in the character of the metallic

feathering, which has a frosted appearance, as is found in *Nectarinia famosa* and its races.

From *adiabonensis* Zedlitz, this race differs in being larger.

The female bird is quite distinct from *platura*, being darker above and lacking the yellowish rump; in being more yellowish below and in lacking the distinct eye-stripe. The whitish tips to the outer rectrices are much more restricted.

Wings 60–62 mm., bill 11–12.

*Range.* East Uganda and W. Rudolf to Suk.

*Type* in Tring Museum. ♂ ad., 23. 11. 17, Mt. Karamlinga, Karamoja, Uganda. Dr. van Someren Coll.

#### *Cinnyris habessinicus turkanæ*, subsp. nov.

This race differs from typical *habessinicus* in being more golden green above with the rump golden green, not bluish; in having the red breast-band of a brighter, lighter shade, and much wider. The average measurements show this race to be larger than the parent form.

Wings 65–69 mm.

*Known Range.* East Uganda and W. Rudolf to Suk country.

*Type* in Tring Museum. ♂ ad., March 1918, Kohua River, Lake Rudolf. Dr. van Someren Coll.

*Obs.* A large series, in all plumages, was collected.

#### *Anaplectes jubaensis*, sp. nov.

Differs from all known forms of *Anaplectes* in being entirely bright red except for the wings and tail, which have the blackish-brown feathers broadly edged with red, slightly paler than the rest of the plumage. The outer edges of the scapulars jet-black, forming a V-shaped line in the interscapular region.

Wings 81 mm.

*Known Range.* South-west of Juba River.

*Type* in Tring Museum. ♂ ad., no. 1145, December 1912. Blayney Percival leg.

*Obs.* I know of five adult males exactly similar in plumage, and all taken in the one locality.

**Charitillas kavirondensis, sp. nov.**

This species is nearest to *C. ansorgei* Hartert, from Nigeria, but differs from that species in being larger, wing 70–80 mm. compared to 65–73; in being darker olive above and darker on the crown, but the breast and belly paler greyish and the feathers not so olive-brown. The throat is greyish like the breast.

*Range.* Elgon and N. Kavirondo to Nandi.

*Type* in Tring Museum. ♂ ad., 9. 2. 17, Kakamega Forest, Turner leg. Meinertzhagen Coll.

*Obs.* Ten specimens were taken by Mr. Turner and my collectors.

**Dicrurus elgonensis, sp. nov.**

This remarkable Drongo is nearest to *sharpei*, but differs from that bird in lacking the blue-black gloss and instead having the plumage greenish blue-black. The bill is short and thick, and the forehead-feathers are directed forward, more so than in other African Drongos.

Wings 108 mm.

*Known Range.* Elgon and N. Kavirondo.

*Type* in Tring Museum. ♂ ad., no. 1814, 21. 3. 17, Lerundo (Nyarondo of maps). Meinertzhagen Coll., Turner leg.

*Obs.* Several specimens were collected by Mr. Allen Turner for Col. Meinertzhagen, and others were taken by my collectors in the same district.

**Crateropus melanops clamosus, subsp. nov.**

This race is nearest to *sharpei*, but is easily distinguished by its much darker grey upper and under surface, the feathers of the breast and abdomen having dark centres. The throat is white with dark shaft-spots to the tips of the feathers.

Wings 115–120 mm.

*Range.* Highlands of British East Africa.

*Type* in Tring Museum. ♂ ad., 16. 2. 19, Naivasha. Dr. van Someren Coll.

*Camptothera teniolæma barakæ*, subsp. nov.

♀. Very like *C. teniolæma* from East Africa, but differs as follows:—

The whole of the underside from chin to vent with a clearer white ground-colour without any greenish-yellow wash on throat and upper breast, and barred more decidedly with blackish olive-green. The spotting of the head not so large, and the black cap more extensive. The tooth-markings on the inner webs of primaries and secondaries not so washed with yellow, and the spots of the outer webs of the primaries small and whiter.

Size smaller on the whole.

*Type* in Tring Museum. ♀ ad., no. 3836, Baraka, N.W. Tanganyika. Grauer Coll.

Mr. J. D. LA TOUCHE sent the following communication on the Red-bellied Rock-Thrushes of China:—

The variation in size of the Red-bellied Rock-thrushes of the Far East has not hitherto been paid much attention to, although I believe that Dr. Sharpe was at one time inclined to separate the Japanese bird on account of its larger size.

The collection of a series of these birds made at Shaweishan (30 miles from the mouth of the Yangtse), all large birds, presumably bound for Japan or North-east Asia, induced me some years ago to study the question. The series I had previously collected was wholly from South-east China, all being winter birds, and, with one exception, all of small size. Since then, I have obtained a series of summer birds from North-east Chihli in North China, and I have ascertained that these are all small birds, varying but little in size from one another.

Seeing, therefore, that the birds obtained or seen by me in their breeding-grounds of North-east China were all small-sized birds, and that the series obtained at Shaweishan on migration was entirely composed of large birds; while a series of birds from Formosa, the Pescadores Islands, and

Fohkien in South-east China, are—with one exception—small birds, I have come to the conclusion that there are two distinct races of the Red-bellied Rock-Thrush in the Far East.

The small race occurs in the Philippine Islands, in South-east China, Formosa, Pescadores Islands, and other parts of South-east Asia during winter, and breeds in North-east Chihli, and no doubt in North China generally, from Shantung northwards. Swinhoe found it breeding in Formosa, so that it is probably a resident there. Whether it is likewise resident in South-east China does not appear to have been proved.

The large race probably winters in South-east Asia and travels to the mouth of the Yangtse, whence it presumably crosses over to Japan. I am informed by Dr. Hartert that the large bird is also found in Eastern Siberia. A specimen in my collection from the Bonin Islands belongs to this large race.

I propose to distinguish the large representative of *Petrophila solitaria manilla* as

***Petrophila solitaria magna*, subsp. nov.**

Conspicuously larger than *Petrophila s. manilla* Bodd. from the Philippine Islands.

Wing, ♂, 4.80 to 5.05 in. (average of 8 specimens 4.95).

Wing, ♀, 4.62 to 4.85 in. (average of 4 specimens 4.75).

The second primary is between the fifth and sixth.

In *Petrophila s. manilla* the wing measures, ♂ 4.50 to 4.76 in. (13 examples from China, Formosa, and Pescadores Islands measured), ♀ 4.47 to 4.60 in. (7 examples measured).

The second primary is either between the fourth and fifth, or equal to or just below the fifth.

The Blue Rock-Thrush of China, *Petrophila s. pandoo* does not occur in North China, but is found on the Yangtse and in South-east China. This bird may interbreed with *P. s. manilla* in South-east China, but there is no proof of this.

Mr. ELWES made some further remarks on the great abundance of Woodcocks in the north-eastern counties of England this year. Since his last statement he had heard of 60 being killed in one wood in Lincolnshire in January and 35 in another, in both cases many more than had been killed in the same woods early in December. This seems to show that a further immigration had taken place, probably from the Continent, as, though the cold in October and November had driven the home-bred Woodcock out of the north and east of Scotland, the weather had been normal in December. 87 had been killed on one day in Cornwall; but in South Wales, probably owing to the unusual dryness of the land, the numbers in November were much below the usual.

Mr. ARTHUR DE CARLE SOWERBY sent the following communication, "On a new Rose-Finch from Siberia":—

While going over some material in the British Museum of Natural History, South Kensington, I had occasion to examine specimens of the genus *Uragus*, the so-called Long-tailed Rose-Finches that inhabit Siberia and neighbouring parts of Manchuria, Mongolia, the Japanese Islands, Corea, and North China. These birds were first discovered by Pallas in the Altai and Thian Shan, and were named first *Loxia sibirica* (Reise d. versch. Prov. d. Russ. Reichs. ii. Anhang, pp. 711 & 712, 1773) and later *Pyrrhula caudata* (Zoogr. Ross.-As. ii. pp. 10 & 11, 1827). Subsequently Temminck and Schlegel described a new form from Japan, under the name *Pyrrhula sanguinolenta* (Faun. Jap. Av. p. 92, pls. 54, 54 b). In 1877 David and Oustalet described yet a third form from North-western China, under the name *Uragus lepidus* (Ois. Chine, p. 359, Taf. 98), while in 1915 Buturlin separated the birds belonging to this genus inhabiting the Ussuri, which up to then had been considered as representing the Japanese *sanguinolentus*, under the subspecific name of *U. sibiricus ussuriensis* (Mess. Orn. vi. p. 128).

There is a good series of these birds in the British Museum

collection, and in going over them it was discovered that not only were all the above-mentioned forms, with the exception of Pallas's *P. caudata*, perfectly good, but that yet another form occurs in the Krasnoyarsk district in the upper basin of the Yenesei and thence eastward to Irkutsk, at least as far as the western rim of the Amur basin. This form may be distinguished by a peculiar and characteristic smokiness pervading the plumage, and, once noticed, it was possible, as both Dr. Lowe and I found, to pick the birds out from amongst the rest of the series contained in the box without any reference to their labels or localities. All these birds so picked out came from the Krasnoyarsk, Tataschew, or Irkutsk districts; while those left behind were all from the Altai, Thian Shan, or Western Mongolia.

As this form appears to be a perfectly good and distinct subspecies of *Uragus sibiricus*, occupying a definite area, I have decided to describe and name it:—

***Uragus sibiricus fumigatus*, subsp. nov.**

Size about as in true *sibiricus*, with which it agrees in markings, though differing in that the whole of the plumage of fully adult specimens, more especially in winter, is suffused with a peculiar smoky grey, which has the effect of making the bird appear dark, the rose of the head, mantle, and breast assuming a vinous tinge. This washing of smoky grey occurs in both sexes, though it varies to a certain extent in individuals according to age and season. In the lightest males it shows more as a dirtying of the whitish of the upper parts—head, mantle, etc.,—which in true *sibiricus* is a beautiful clear or clean pinkish white or rose-pink.

*Description.*—Forehead and face deep, vinous crimson; crown pale, shiny pink, the feathers tipped with dirty white; mantle generally smoky-grey, mid-streak of feathers blackish, centres vinous, edges smoky-buff; rump light vinous crimson, not rose-pink as in true *sibiricus*; wing-coverts white or greyish white; primaries finely and secondaries broadly edged with white, almost the whole outer web of the latter being white as in true *sibiricus*; outer three rectrices almost

entirely white, inner three dusky black with only very slight white outer margins ; throat and cheeks the same as the top of the head ; chest, breast, and belly vinous crimson, the feathers more or less edged with light smoky-grey, more grey on the belly and under tail-covert.

*Measurements.*—Total length 165 to 175 mm., wing 74, tail 83, tarsus 17·5, culmen 8·5.

*Type.* ♂, Reg. no. 98.11.-1.789, Seebohm Collection. Collected March 5th, 1882, by Kibort (?) at Tataschew (near Krasnoyarsk), South Central Siberia.

The range of this form, so far as is at present known, is from the upper basin of the Yenesei, eastward to the edge of the Amur basin, and southward to some line north of the Altai Mountains.

There can be no question of this form representing either of the two names used by Pallas, for beside the fact that his two descriptions agree, and neither make mention of the dark smoky colour, the habitat of his *sibirica* was definitely given as the more southerly mountains of Siberia ("*Colit frutticela densissima circa rivos et torrentes montanos australioris Sibiriae . . .*"), and that of *caudata* as the Altai and the whole of Eastern Siberia ("*In populetis circa torrentes intermontanos jugi Altaici, Sojanensis, et totius Sibiriae orientalis frequens avicula . . .*").

The separating of this new form necessitates a revision of the members and their distribution of the whole genus. They are as follows :—

#### 1. *Uragus sibiricus sibiricus* (Pallas).

*Loxia sibirica*, Pallas, Reise d. versch. Prov. d. Russ. Reichs. ii. Anhang, pp. 711 & 712 (1773).

A large, rather pale bird, suffused in adult males with rose, but colours not rich or intense: much white on the wing ; outer web of secondaries almost entirely white.

Its habitat consists of the Altai and Thian Shan ranges, Zungaria, Western and possibly North-eastern and Northern Mongolia.



## 2. *Uragus sibiricus fumigatus*, subsp. nov.

A large bird, generally considerably darker, more smoky than *U. s. sibiricus*, otherwise much like the latter.

Its habitat includes the upper basin of the Yenesei, the Irkutsk region, eastward to the Amur divide, and southward merging into that of *U. s. sibiricus* somewhere near the Siberian and Mongolian frontiers.

## 3. *Uragus sibiricus ussuriensis* Buturlin.

*Uragus sibiricus ussuriensis*, Buturlin, Messenger Ornithol. vi. p. 128 (1915).

A smaller, more intensely coloured bird with less white on the wing, the white on the outer web of the secondaries considerably less than in *U. s. sibiricus* and *fumigatus*.

Its habitat is the whole of the Amur and Ussuri basins, extending throughout Manchuria into Corea and neighbouring North-eastern China, and probably northward to include Eastern Siberia, merging into the habitat of *U. s. fumigatus* on the western rim of the Amur basin, and possibly meeting that of *U. s. sibiricus* in North-eastern Mongolia.

## 4. *Uragus sibiricus sanguinolentus* (Temminck & Schlegel).

*Pyrrhula sanguinolenta* T. & S. Faun. Jap. Aves, p. 92, pls. 54 & 54 b (1850).

A still smaller, very intensely coloured island form, to which specimens taken on the mainland have usually been referred, but which is certainly distinct. Measurements of the wings of series from the Islands of Saghalin, Yezo, and Japan, compared with the same of a series from the mainland show that the island birds run in a series from 65 to 69 mm. in the males, and 60 to 64 mm. in the females; while those from the mainland run in a series of 65 to 73 mm. in the males, and 62 to 69 mm. in the females. Records of *sanguinolentus* from Corea and Peking (David) must be considered to refer to Buturlin's *ussuriensis*, unless, indeed, it be found that yet another form occurs in North-eastern China, South-western Manchuria, and Corea.

The habitat of true *sanguinolentus* is Saghalin Island, the Japanese Islands, and possibly the Kuril Islands.

5. *Uragus sibiricus lepidus* David & Oustalet.

*Uranus lepidus* Dav. & Oust. Ois. Chine, p. 879, Taf. 98 (1877).

A small bird, quite distinct from any of the others, in which the brown of the upper parts is much darker, more dusky brown, not smoky grey as in *fumigatus*, with the feathers of the forehead, crown, and sides of the head almost white; no white on the edges of the primaries, and very little on the edges of the secondaries.

Its habitat is North-western China, from the Tsing Ling Mountains to the Tibetan and Mongolian borders, possibly ranging south and south-east to include West Central China.

The next Meeting of the Club will be held on Wednesday, the 10th of March, 1920, at PAGANI'S RESTAURANT, 42-48 Great Portland Street, W., at 7 p.m.

Members are reminded that at this Meeting, which will be held conjointly with the Annual Dinner of the B. O. U., they are allowed to bring Lady Guests.

The evening will be chiefly devoted to an exhibition of Lantern-slides, and the Editor would be greatly obliged if those wishing to show slides would communicate with him at 34 Elsworthy Road, N.W. 3.

Members intending to dine are requested to inform the Hon. Secretary, Dr. Philip Gosse, at 18 Grosvenor Gardens, S.W. 1.

(Signed)

ROTHSCHILD,  
Chairman.

D. SETH-SMITH,  
Editor.

PHILIP GOSSE,  
Sec. & Treas.

1920  
1920  
1920

# BULLETIN


OF THE

## BRITISH ORNITHOLOGISTS' CLUB.

---

**No. CCXLIX.**

---



THE two-hundred-and-forty-sixth Meeting of the Club was held at Pagani's Restaurant, 42-48, Great Portland Street, W., on Wednesday, March 10th, 1920, in conjunction with the Annual Dinner of the British Ornithologists' Union.

*Chairman* : The Lord ROTHSCHILD, Ph.D., F.R.S.

*Members present* :—E. E. ADAMS ; E. C. STUART BAKER ; G. K. BAYNES ; E. BIDWELL ; Capt. W. K. BIGGER \* ; J. L. BONHOTE ; S. BOORMAN ; H. B. BOOTH ; A. D. BRADFORD ; Lt.-Col. H. BROCKLEBANK \* ; A. L. BUTLER \* ; P. A. BUXTON ; Major R. E. CHEESMAN ; C. CHUBB ; Dr. W. EAGLE CLARKE (*President, B. O. U.*) ; Capt. H. L. COCHRANE \* ; Major W. M. CONGREVE ; K. J. DAVIS ; H. J. ELWES ; Dr. P. GOSSE (*Hon. Sec. & Treas.*) ; Dr. E. HARTERT ; Miss MAUD D. HAVILAND \* ; G. B. HOUY ; Capt. C. INGRAM ; T. IREDALE ; Miss A. C. JACKSON \* ; Fleet-Surgeon K. H. JONES ; Rev. F. C. R. JOURDAIN ; Brig.-Gen. H. R. KELHAM \* ; N. B. KINNEAR ; G. C. LAMBERT ; Dr. H. LANGTON ; A. E. LEAROYD ; Dr. P. R. LOWE ; W. E. F. MACMILLAN ; Lt.-Col. H. A. F. MAGRATH ; G. M. MATHEWS ; E. G. B. MEADE-WALDO ; H. R. MUNT ; C. OLDHAM ; E. LORT PHILLIPS \* ; A. E. PRICE ; F. R. RATCLIFF ; R. H. READ ; Capt. J. S. REEVE \* ;

\* Members of B. O. U., but not of B. O. C.

[March 31st, 1920.]

VOL. XL.

W. E. RENAULT; C. B. RICKETT; H. W. ROBINSON; D. SETH-SMITH (*Editor*); M. C. SETON; Major A. G. L. SLADEN; F. W. SMALLEY; Major C. SMEED\*; T. SMITH\*; E. F. STANFORD; C. G. TALBOT-PONSONBY; Miss E. L. TURNER\*; W. B. I. WEBBER\*; H. F. WITHERBY; G. WITHERINGTON; A. F. R. WOLLASTON\*; W. H. WORKMAN; R. O. WYNNE.

*Guests*:—Mrs. E. STUART BAKER; F. BUTLER; Mrs. DAVIS; C. E. FAGAN; W. FLETCHER; Mrs. HARTERT; Col. W. P. HEWETT; R. A. HOBLYN; EARDLEY HOLLAND; K. C. W. HOLLWAY; Mrs. JOURDAIN; Dr. T. LEWIS; Mrs. LEWIS; Mrs. LANGTON MAY; H. B. MILLING; C. NORMAN; Major HARVEY PLANT; Mrs. HARVEY PLANT; P. SMYTH; H. KIRKE SWANN; Mrs. WITHERBY.

THE meeting was chiefly devoted to an exhibition of lantern-slides from photographs taken by Members and others.

Miss E. F. TURNER exhibited slides of young Bitterns showing stages in the growth of the nestlings from the time they left the eggs until they were six months old. One series depicted various attitudes of self-defence, camouflage, and mere temper. These photographs were the result of several years' work.

She also showed slides of Grasshopper-Warblers, Kingfishers, Waxwings, Crossbills, Long- and Short-eared Owls, and a series of a Gannet alighting.

Dr. ERNST HARTERT exhibited 72 slides from photos taken by Dr. V. G. L. van Someren in East Africa. The species shown were the following:—

*Poliospiza striolata affinis*, *Lanius humeralis*, *Telephonus senegalus dohertyi*, *Barbatula jacksoni*, *Prinia mystacea immutabilis* van Som., *Chloropeta storeyi*, *Cisticola robusta ambigua*, *Apalis flaviventris*, *Tchitrea viridis suahelica*, *Corythornis cristata cyanostigma*, *Halcyon leucocephala centralis*, *Butorides striatus atricapillus*, *Ædicnemus vermiculatus*,

\* Members of B. O. U., but not of B. O. C.

*Phaenicopterus minor*, *Threskiornis athiopicus*, *Anhinga rufa rufa*, *Hagedashia hagedash nilotica*, *Balearica pavonina*, *Pelecanus onocrotalus* (taking ticks off dog), *Caprimulgus fossei*, *Caprimulgus natalensis chadensis*, *Caprimulgus nigri-scapulatus*, *Colius striatus kikuyensis* van Som., *Pycnonotus tricolor fayi*, *Corvus scapulatus*.

This was an extremely fine series, and the Chairman asked Dr. Hartert to convey to Dr. van Someren, who had left England on his return to Nairobi, the thanks and appreciation of the Meeting.

Dr. HARTERT also showed some slides from photos, with two exceptions, taken by himself in the Western Sahara, south of Algeria, explaining the forms of bird-life—if any—inhabiting these solitudes.

Miss MAUD D. HAVILAND showed a very interesting series of slides of Arctic birds, taken, some in Scotland and some in Siberia; the birds represented, including Divers, Geese, Phalaropes (red-necked and grey), Little Stints, Temminck's Stints, Lapland Buntings, and Asiatic Golden Plover.

Mrs. LEWIS, on behalf of Dr. T. LEWIS, exhibited a series of very fine slides of the nest and eggs of the Sparrow-Hawk and the young birds from the time of hatching until they left the nest.

Mr. G. M. MATHEWS sent the following descriptions of new subspecies of Australian birds:—

Page 213 \* :

*Acanthiza pusilla bunya*, subsp. nov.

Differs from *A. p. pusilla* (White) in having the feathers on the forehead more rufous and the rump more cinnamon. It is also lighter on the back.

*Type.* Bunya Mts., Queensland. Collected by Dr. Cleland, Oct. 3rd, 1919.

\* The page-numbers refer to Mathews's 'List of the Birds of Australia,' 1913.

Page 215 :

***Acanthiza nana clelandi*, subsp. nov.**

Differs from *A. n. nana* V. & H. in having the under-surface much yellower, the back greener, and the buff on the throat much more restricted.

*Type.* Bunya Mts., Queensland. Collected by Dr. Cleland, Oct. 6th, 1919.

Page 216 :

***Acanthiza lineata whitei*, subsp. nov.**

Differs from *A. l. goulburni* Mathews in having a distinctly yellow under-surface and in having a duller upper surface, so that the lines on the head seem more pronounced.

*Type.* Bunya Mts., Queensland. Collected by Dr. Cleland, Oct. 3rd, 1919.

Page 219 :

***Geobasilus reguloides nesa*, subsp. nov.**

Differs from *G. r. squamata* (De Vis) in being paler generally, the under-surface only tinged with yellow, and the rump being only pale buff.

*Type.* Bunya Mts., Queensland. Collected by Dr. Cleland, Oct. 3rd, 1919.

Page 221 :

***Sericornis magnirostris bunya*, subsp. nov.**

Differs from *S. m. viridior* Mathews in being distinctly paler, with the under-surface almost white (including the throat), the band over the bill is light buff.

*Type.* Bunya Mts., Queensland. Collected by Dr. Cleland, Sept. 30th, 1919.

Page 221 :

***Sericornis magnirostris keri*, subsp. nov.**

Differs from *S. m. viridior* Mathews in its darker colour generally and in lacking the buff band over the bill and on the throat; it is also larger.

*Type.* Bellenden Ker, Queensland. Collected June 1889. This form is so distinct that it is probably a species.

[The birds described by me on pp. 44-45, 75-76 were collected by Mr. Tom Carter, G.M.M.]

Mr. CHARLES CHUBB sent the following descriptions of new genera and new subspecies of South and Central American birds :—

#### **Dendrocinclopa, gen. nov.**

The species which I propose for separation under the above title is allied to *D. longicauda* Pelz., which was included in the genus *Deconychura* Cherrie by Brabourne and Chubb in their 'List of the Birds of South America.' It differs, however, from the type of that genus in having twelve tail-feathers instead of ten. It differs also from the type of *Dendrocinclia* Gray in having a more slender bill and the barbless tips to the shafts of the tail-feathers more extended. Type *D. guianensis* (Chubb).

#### **Vavasouria, gen. nov.**

The species which I propose to separate under the above designation was included by Brabourne and Chubb, as well as other authors, in the genus *Casmarhynchos* Temm. = *Procnias* Illiger : type *Ampelis variegatus* (Gmel.). It differs, however, from that genus by having a single wattle on the fore part of the head and the lores and throat feathered. Type *Ampelis nivea* (Boddaert).

The female of this species differs from *Procnias variegatus* in having smaller wings, bill, and feet.

#### **Calloprocnias, gen. nov.**

The species that I propose to separate under the above title has also been included by previous authors in the genus *Casmarhynchos* Temm. = *Procnias* Illiger. It differs, however, from the type of that genus in having three wattles, one on the forehead at the base of the culmen and

one on each side of the head at the gape of the bill, while it has a very different coloration. Type *Casmarhynchus tricarunculatus* (J. & E. Verreaux).

The female of this species is easily distinguished from the female of *Procnias variegatus* in its much larger size and the conspicuously longer and narrower bill.

***Rhynchocyclus sulphurascens examinatus*, subsp. nov.**

*Adult.* Similar to *R. s. cherriei* Hartert & Goodson, but differs in being darker on the upper surface, throat, and fore-neck.

Total length 125 mm., exposed culmen 14, wing 67, tail 54, tarsus 18.

*Habitat.* British Guiana.

The type is in the McConnell collection and was collected at Bartica, 1912.

I have compared the series of this subspecific form, in the McConnell collection, with typical specimens of *R. s. cherriei* in the Tring Museum which have been loaned to me by Lord Rothschild. This form appears to be confined to the lowlands of North-west British Guiana.

The birds collected at Mount Roraima and neighbourhood are intermediate between *R. s. cherriei* and *R. s. assimilis* Pelz., but more nearly allied to the latter.

***Rhynchocyclus poliocephalus inquisitor*, subsp. nov.**

*Adult.* Allied to *R. p. sclateri* Hellmayr, but differs in being darker on the entire upper parts, especially on the top of the head, and the very much brighter yellow on the under surface.

Total length 105 mm., exposed culmen 10, wing 58, tail 42, tarsus 16.

The type is in the McConnell collection, and was collected at Bartica, 1911.

***Rhynchocyclus flaviventris gloriosus*, subsp. nov.**

*Adult male.* Differs from *R. flaviventris flaviventris* in being paler and more yellowish green on the upper surface,



deeper orange-yellow on the throat, brighter yellow on the abdomen, and somewhat smaller in measurement. Total length 109 mm., exposed culmen 10, wing 58, tail 48, tarsus 17.

*Adult female.* Similar to the adult male, but the colours not quite so bright. Wing 58 mm.

*Habitat.* British Guiana.

The type, which is in the British Museum, was collected by H. Whitely at Quonga, British Guiana, Oct. 1887. Salvin-Godman collection.

#### ***Rhynchocyclus flaviventris collingwoodi*, subsp. nov.**

*Adult.* Differs from *R. flaviventris flaviventris* in being darker on the upper parts, the margins to the upper wing-coverts much less bright, the orange-buff on the lores deeper in colour, the throat and breast duller, and the sides of the body inclining to lead-grey.

Total length 110 mm., exposed culmen 10, wing 58, tail 46, tarsus 17.

*Habitat.* Trinidad.

The type, which is in the British Museum, was collected in Macqueripe Valley, Trinidad, Dec. 1905. Presented by Mr. Collingwood Ingram, in honour of whom the subspecies is named.

---

#### GENERAL INDEX.

A General Index to the 'Bulletin' covering volumes 16 to 39 is now ready and can be obtained, price £1, from the publishers, Messrs. Witherby & Co., 326 High Holborn, W.C.

The cost of production of this important volume has been very considerable and a serious tax upon the funds of the Club, it is hoped therefore that all members will subscribe for a copy, without which their series of the 'Bulletin' will be incomplete.

---

The next Meeting of the Club will be held on Wednesday, the 14th of April, 1920, at PAGANI'S RESTAURANT, 42-48 Great Portland Street, W.; the Dinner at 7 p.m. Members of the Club intending to dine are requested to inform the Hon. Secretary, Dr. Philip Gosse, at 18 Grosvenor Gardens, S.W. 1.

[N.B.—Members who intend to make any communication at the next Meeting of the Club are requested to give notice *beforehand* to the Editor at 34 Elsworthy Road, South Hampstead, N.W., and to place in his hands not later than at the meeting MSS. for publication in the Bulletin.]

(Signed)

ROTHSCHILD,  
*Chairman.*

D. SETH-SMITH,  
*Editor.*

PHILIP GOSSE,  
*Sec. & Treas.*

# BULLETIN

OF THE

## BRITISH ORNITHOLOGISTS' CLUB.

---

**No. CCL.**

---

THE two-hundred-and-forty-seventh Meeting of the Club was held at Pagani's Restaurant, 42-48, Great Portland Street, W., on Wednesday, April 14th, 1920.

*Chairman* : The Lord ROTHSCHILD, Ph.D., F.R.S.

*Members present* :—E. C. STUART BAKER ; G. K. BAYNES ; E. BIDWELL ; J. L. BONHOTE ; C. D. BORRER ; P. F. BUNYARD ; P. A. BUXTON ; Major R. E. CHEESMAN ; Col. STEPHENSON CLARKE, C.B. ; Dr. PHILIP GOSSE (*Hon. Sec. & Treasurer*) ; Dr. E. HARTERT ; Capt. C. INGRAM ; W. B. KINNEAR ; Dr. H. LANGTON ; Dr. P. R. LOWE ; C. W. MACKWORTH-PRAED ; G. M. MATHEWS ; E. G. B. MEADE-WALDO ; Dr. P. MANSON-BAHR ; H. MUNT ; T. H. NEWMAN ; A. E. PRICE ; C. B. RICKETT ; D. SETH-SMITH (*Editor*) ; C. G. TALBOT-PONSONBY ; Dr. N. F. TICEHURST ; K. G. R. VAIZEY ; H. F. WITHERBY.

*Guests* :—A. C. LYELL ; F. M. D. MACKENZIE ; W. D. MATHIAS ; H. C. WALROND.

The CHAIRMAN announced that a meeting of the Committee had just been held at which the following decisions had been arrived at :—

(1) That as the cost of the GENERAL INDEX had seriously depleted the funds of the Club, all members should be

specially requested to subscribe for a copy and so help to defray the cost. Members present were asked to urge other members to subscribe.

(2) That as the present Editor's term of five years' office would expire at the end of the current Session, and that as the Honorary Secretary and Treasurer desired to retire on account of other pressing duties preventing his continuing to carry out the work of the Club to his satisfaction, the following gentlemen be nominated to fill the two posts, subject to their consent and to their election at the next Annual General Meeting :—

As *Editor*, Dr. PERCY R. LOWE.

As *Secretary & Treasurer*, Mr. J. L. BONHOTE.

(3) That the meeting in June should be principally devoted to an exhibition of old books and prints bearing on the subject of Ornithology and other objects of ornithological interest.

Mr. E. C. STUART BAKER made the following remarks on some Oriental species :—

I have recently received from Mr. W. E. Wait, of the Ceylon Civil Service, a very nice series of skins of *Prinia sylvatica*, together with some interesting notes. Mr. Wait tells me that in Ceylon this little Warbler appears to breed practically all the year round, and that, unlike the same species in India, has no summer and winter variation in plumage. This is borne out by the series sent, though there are two apparently immature birds which have not acquired fully black bills.

There is a very big series of this *Prinia* in the British Museum collection, the majority of which are from Raipur and Mudderpore, with smaller series from Mt. Aboo and elsewhere, and a fair number from Ceylon. These latter agree with the birds sent from that Island by Mr. Wait.

The whole of this latter series are very dark in their general tone above, and are easily distinguished from those obtained in Continental India.

The birds from Mt. Aboo are, on the other hand, very pale and grey and must also be given the rank of a subspecies. The three forms will therefore bear the following names—

(1) *Prinia sylvatica sylvatica*.

*Prinia sylvatica* Jerdon, Madr. Jour. xi. p. 4 (1840).

*Type-locality*. Neilgherries, Madras.

*Synonyms* :—

*Prinia neglecta* Jerdon, Madr. Jour. xiii. p. 130 (1844) (Madras).

*Drymoica jerdoni* Blyth, J. A. S. B. xvi. p. 459 (1847) (S. India).

*Suya gangetica* Blyth, Ibis, 1867, p. 23 (Valley of the Ganges).

(2) *Prinia sylvatica robusta*.

*Drymoica robusta* (nec Rüpp.) Blyth, J. A. S. B. xviii. p. 812 (1849).

*Type-locality*. Ceylon.

*Synonyms* :—

*Drymoica valida* Blyth, J. A. S. B. xx. p. 180 (1851).

This name was given by Blyth under the impression that *robusta* was antedated by *Cisticola robusta* of Rüppell, but this bird is, of course, another genus altogether.

*Drymoipus calidus* is only a misprint for *D. validus*.

(3) *Prinia sylvatica rufescens*.

*Drymæpas rufescens* Hume, Ibis, 1872, p. 110.

*Type-locality*. Mt. Aboo or Abu.

*Synonyms* :—

*Drymoipus insignis* Hume, Nests & Eggs Indian Birds, p. 351 (1873).

Saugur, Mt. Aboo, Raipur.

Birds from Saugur and Raipur are, however, typical *P. s. sylvatica*.

GENUS PERICROCOTUS.

The genus has hitherto been dealt with in the most curious manner. Certain species, such as *speciosus*, have been divided

up into species which are no more than subspecies, whereas in other instances, such as *peregrinus*, *brevirostris*, etc., races differing very greatly from one another have all been lumped together under one name.

*Perecrocotus peregrinus*.

The following geographical races of this species are easily recognizable :—

(1) *Perecrocotus peregrinus peregrinus*.

*Parus peregrinus* Linn. S. N. i. p. 342 (1766).

*Type-locality*. None given. I now designate *Umbala*.

Above rather dark grey, throat dark grey to blackish grey; below, breast crimson changing to yellow on flanks, lower breast, and abdomen and to albescent on centre of abdomen and vent. Red of tail rather pale brick-pink.

Over 100 specimens examined.

*Distribution*. N. West, West, and Central India and East to Western Bengal, Oudh, and Behar.

(2) *Perecrocotus peregrinus vividus*, subsp. nov.

*Type*. No. 86.4.1.590, ♂, B.M. Coll. (*Davison*).

*Type-locality*. Attaran River, Burma.

Darker above than typical *peregrinus*; the throat generally rather blacker; the crimson breast brighter and extending lower on to the flanks and often on to the abdomen, remainder of the lower parts bright yellow with no, or practically no, white on the abdomen. Red on tail distinctly darker and more crimson.

*Distribution*. Assam, Eastern Bengal, Manipur, Burma, Andamans, Siam, Cochin China.

(3) *Pericrocotus peregrinus malabaricus*.

*Parus malabaricus* Gmel. Syst. Nat. i. p. 1012 (ex Lath.) (1766).

*Type-locality*. Coast of Malabar.

Still darker and richer in colour than *vividus*, the throat very black and the crimson of the breast and tail deeper and

more extensive on the former, often spreading over most of the abdomen.

Nearly 200 specimens examined.

*Distribution.* Southern India and Ceylon.

Roughly speaking, Madras on the east and Belgaum on the west may be taken as the northern limits of this race.

(4) *Pericrocotus peregrinus pallidus*, subsp. nov.

*Type.* No. 86.4.1.483, ♂, B.M. Coll. (*Hume*).

*Type-locality.* Larkhana, Sind.

Above a very pale grey bird, with grey, and never black, throat; crimson on breast very restricted, and remainder of lower parts white; light portions of tail almost white, tinged brick-pink on inner webs.

Eight specimens examined.

*Distribution.* Sind and the extreme N.W. of India. Birds from Mt. Aboo are very pale and might be assigned to this race.

(5) *Pericrocotus peregrinus saturatus*, subsp. nov.

*Type.* No. 7.3.5.12.1122, ♂, B.M. Coll. (*Wallace*).

*Type-locality.* W. Java.

Exceptionally dark birds above; crimson below extending all over breast and flanks, changing into yellow on posterior flanks and abdomen, the centre of which is whitish.

Six specimens examined.

*Distribution.* Java and ? Borneo.

A single specimen from Banjarmasing, Borneo, is still darker, almost black above, whilst practically the whole of the underparts from breast to vent are crimson. For the present I keep this with the Java bird.

A ♂ shot by Captain Watson at Khain, district of Kherassan, Persia, is much knocked about, but appears to be a very near typical *peregrinus*, rather than *pallidus* as might have been expected.

Females of all races differ in depth of colouring in much the same degree as the males. Southern birds run smaller

than northern, but hardly to an extent authorizing their division into races but for the other differences.

*Pericrocotus speciosus.*

*Pericrocotus speciosus fohkiensis*, subsp. nov.

*Male.* Similar to *P. s. fraterculus*.

*Female.* Differs at a glance from any other form of *speciosus*. It is paler below than the female of *fraterculus*, and the yellow has a very distinct green tinge; the rump and upper tail-coverts are more green and less yellow and the back also frequently has a shade of green in it. The forehead has the yellow less extensive and rather duller.

*Types*, ♂ ♀. Nos. 1905, 12.24.211, B.M.Coll. (*C. B. Rickett*).

*Type-locality.* Yamahan, Fohkien.

*Distribution.* S.E. China.

*Pericrocotus brevirostris.*

There are four well-marked forms of this Minivet, of which three have already been named and two generally accepted, whilst the fourth still requires a name.

(1) *Pericrocotus brevirostris brevirostris.*

*Muscipeta brevirostris* Vigors, P. Z. S. 1831, p. 43.

*Male.* Below crimson-scarlet with no pink tinge.

*Female.* Above light grey with distinct green tinge; throat and forehead bright pale yellow; rest of plumage below dark lemon-yellow.

No type-locality is given, but the bird was shown with others from the N.W. Himalayas. I therefore designate

*Type-locality.* Mussoorie.

*Distribution.* N.W. India as far east as Central Nepal, and as far south as Mt. Aboo. There are specimens from Chitral which are quite typical.

(2) *Pericrocotus speciosus affinis.*

*Pericrocotus affinis* McClelland, P. Z. S. p. 156 (1839), Assam.



*Male.* Below a deeper, richer crimson-red than typical *brevirostris*, with no pink tinge.

*Female.* Above a darker grey and with no green tinge: throat and forehead lemon-yellow, rest of lower plumage bright, deep yellow nearly always with a strong orange tinge.

*Distribution.* Assam, N. Burma, and south to Kauri Kachin, Shan States.

The Eastern Nepal birds are intermediate, but perhaps nearer this form than the typical one. Birds from Sikkin are practically true *affinis*.

(3) *Pericrocotus brevirostris neglectus*.

*Pericrocotus neglectus* Hume, Str. Feath. v. p. 171 (1877), Tenasserim.

*Male.* A very deep crimson-red below.

Tail 83 mm., wing 83.

*Female.* Dark yellow below with throat concolorous with breast.

Tail 81 mm., wing 85.

There are only two specimens of this race in the Museum, all those from Kauri Kachin, hitherto placed with this, being long-tailed birds not separable from *affinis*, which has a tail varying from 100–109 mm.

(4) *Pericrocotus brevirostris styani*, subsp. nov.

*Types* ♂ ♀. No. 1914.  $\frac{5.6.538}{5.6.561}$ , 29.5.02, B.M. Coll. (*Styan*).

*Type-locality.* Sechuen.

*Male.* Not distinguishable from *affinis*, but perhaps not so deep a red.

*Female.* Above much darker than *brevirostris*, but with strong green tinge, below very pale lemon with almost white throat; very little yellowish white on forehead; cheeks and ear-coverts very pale greyish.

*Distribution.* Western China and Yunnan.

The female is very like *Pericrocotus griseigularis*, but the male is quite different.

Mr. WITHERBY exhibited some Little Owls and made the following remarks:—

In the last number of 'British Birds' (vol. xiii. p. 283) I described as a new subspecies the Little Owl from Holland, and the introduced British bird as distinct from the typical middle European bird, under the name of *Athene noctua mira*.

This race, as you will see by the specimens I am exhibiting, is of a very much darker brown on the upper-parts, with similarly darker streaks on the under-parts than the typical Little Owl described from Carniola.

How far southward and eastward this new form extends there is not sufficient material from the north-western extremity of the bird's range to state precisely, but I have here a specimen which I collected in Flanders which evidently belongs to this race, while one which I have seen in the Tring Museum, from near Hamburg, is also of this race, and Little Owls from Belgium and from Rheinland probably also belong to this darker form. On the other hand, specimens from middle Germany and further south-east, as well as two from Paris and one from Lyons, belong to the paler typical form *Athene noctua noctua*.

Mr. WITHERBY also exhibited examples from a very interesting series of skins of the following species from South Spain, which he had received from Surgeon-Captain J. H. Stenhouse, R.N., who was stationed at Gibraltar and who had very kindly sent him an excellent series of a number of birds for comparison and examination:—

*Carduelis carduelis weigoldi* Reichenow, Orn. Monatsb. 1913, p. 141.—Four skins from Algeciras certainly referable to this subspecies which is very close to *C. c. parva*. This is the form found in Portugal. Goldfinches from as near Algeciras as Malaga, as well as from Valencia, Balearic Isles, and Saragossa are, however, like *C. c. africana*, the North African form.

*Certhia brachydactyla ultramontana*.—I have examined a series of five from Algeciras which, like those from Portugal, are of this form and not *mauretana*.

*Parus m. major*.—A series of eight I cannot separate from the typical form.

*Parus cæruleus harterti* Tratz, Orn. Monatsb. 1914, p. 49.—A series of nine from Algeciras and two from North Portugal are alike and belong to this form, which was described from Portugal. They are most like *P. c. ogliastræ*, but of a darker more bluish shade of green on the mantle and with very bright blue wings, and thus somewhat inclined towards *P. c. ultramarinus*.

*Parus cristatus weigoldi* Tratz, Orn. Monatsb. 1914, p. 50.—A series of twelve from Algeciras are very near *P. c. scoticus*, but not quite so dark on the mantle and with rather purer white and wider edgings and tips to the feathers of the crown and crest. They are unlike *P. c. mitratus*, which is the form found in the Pyrenees, and also, judging by one specimen from Arosa Bay, in North-west Spain. *P. c. weigoldi* was described from Portugal, and I have not yet seen specimens from that country, but from the description it is evidently the same.

*Sylvia undata toni*.—A series of nine from Algeciras are certainly of the North African form.

*Cisticola cisticola cisticola*.—It is surprising to find that Fantail-Warblers from South Spain, Murcia, Valencia, Balearic Islands, and probably also those from Portugal are like the North African birds, which have been separated in ignorance of this fact under the name *C. c. arquata* (see Hartert, Vög. pal. Fauna, vol. i. p. 611). To add to the confusion Tratz has described the Portuguese bird as *Cisticola c. jordansi*—an absolute synonym, since Temminck gives Portugal and Algeciras as typical localities for his *Sylvia cisticola*. Fantail-Warblers from the rest of South Europe, Asia Minor, and Egypt differ distinctly from the true *C. c. cisticola* from Spain and North-west Africa in having more buff and less grey edgings to the feathers of the

upper-parts and more buff under-parts. As these birds have hitherto been called *Cisticola cisticola cisticola*, and must now receive a new name, I propose for them

*Cisticola cisticola harterti*, nom. nov.

*Type* ♂. Platea, Greece, Dec. 9, 1905. Collected by H. Lynes, and now in my collection.

N.B.—It must be mentioned that two birds in the British Museum Collection, collected in Valencia in November and December, are clearly referable to *C. c. harterti*—on the other hand, breeding birds from the same district are as clearly *C. c. cisticola*,—and these two must, I think, have been migrants.

*Saxicola t. rubicola*.—A series of eight from Algeciras shows that the Stonechat there is of the typical form, unlike the Portuguese birds which are undoubtedly *S. t. hibernans*, the British form.

*Erithacus r. rubecula*.—A series of six, but none of them definitely breeding birds, are of the typical form. Robins from Portugal are like the British form.

*Galerida cristata pallida* and *G. theklæ theklæ*.—Surgeon Stenhouse has sent me three *G. cristata pallida* and two *G. theklæ theklæ* from Algeciras, and I am exhibiting these because there are a good many ornithologists, especially egg-collectors, who do not realize that two distinct species of Crested Lark occur in Spain. *G. cristata pallida* is slightly paler on the upper-parts, slightly less streaked on the breast, and has a tinge of pinkish on the belly, but these differences are very slight. The differences which always distinguish it are: longer bill, 18–20 mm. as against 15–17 mm. in *G. t. theklæ*, shorter first primary, 2–5 mm. shorter than longest primary-covert instead of equal to, or 1–5 mm. longer, as in *G. t. theklæ*, the isabelline colour of the axillaries and under wing-coverts which are not smoky-grey as in *G. t. theklæ*.

Capt. C. INGRAM exhibited a series of down-feathers from the back of an Eider duckling (*Somateria mollissima*), and made the following remarks:—

Last summer, upon releasing a fully-developed embryo from an abandoned Eider's egg (the old bird, having hatched off part of the clutch, had made her way to the coast) I found that the dead duckling had the usual moist and bedraggled appearance. A closer scrutiny, however, showed that its covering, clogged and matted though it was, looked much more like wet hair of coarse texture than the moist fluffy down-feathers I had expected to find. After carefully drying this specimen I was surprised to discover that each down-feather was separately and completely encased in a protective sheath, evidently analogous in structure to the brittle covering that surrounds the adult feathers during growth. When so encased each down-feather, although frequently composed of twenty or more barbs, is packed into a remarkably small space—in fact, the whole of the sheath-encased feather is then no thicker than a medium-sized horse-hair.

This sheath is very friable and, when dry, crumbles away at the slightest touch—hence its complete disappearance a few hours after hatching. This explains the almost perfect velvet-like condition of the downy covering of newly-hatched chicks within a few hours of hatching.

In the down-feather marked No. 1 in the exhibit, the sheath is unbroken and the barbs are completely encased. In Nos. 2, 3, and 4, the sheath has been partly removed, while in No. 5 it has been entirely rubbed off and the feather completely released.

Mr. G. M. MATHEWS sent the following communication:—

“As *Acanthiza clelandi* and *A. whitei* are both preoccupied, the bird described by me as *A. n. clelandi* (ante p. 106) can be called *A. n. burtoni*, and *A. l. whitei* (p. 106) *A. l. alberti*.”

*meata*

## GENERAL INDEX.

A General Index to the 'Bulletin' covering volumes 16 to 39 is now ready and can be obtained, price £1, from the publishers, Messrs. Witherby & Co., 326 High Holborn, W.C.

The cost of production of this important volume has been very considerable and a serious tax upon the funds of the Club, it is hoped therefore that all members will subscribe for a copy, without which their series of the 'Bulletin' will be incomplete.

---

The next Meeting of the Club will be held on Wednesday, the 12th of May, 1920, at PAGANI'S RESTAURANT, 42-48 Great Portland Street, W.; the Dinner at 7 p.m. Members of the Club intending to dine are requested to inform the Hon. Secretary, Dr. Philip Gosse, at 80 Westbourne Terrace, W.2.

[N.B.—Members who intend to make any communication at the next Meeting of the Club are requested to give notice *beforehand* to the Editor at 34 Elsworthy Road, South Hampstead, N.W., and to place in his hands not later than at the meeting MSS. for publication in the Bulletin.]

(Signed)

ROTHSCHILD,  
*Chairman.*

D. SETH-SMITH,  
*Editor.*

PHILIP GOSSE,  
*Sec. & Treas.*

## THE SEVENTH OOLOGICAL DINNER.

---

THE SEVENTH OOLOGICAL DINNER was held at Pagani's Restaurant on Wednesday, 17th March, 1920. Lord ROTHSCHILD took the Chair at 7 o'clock; forty-six gentlemen being present.

---

Lord ROTHSCHILD exhibited the following eggs:—

### PARADISÆIDÆ.

- 4 *Paradisæa gulielmi*, Sattelberg.
- 2 *P. raggiana*, Owen Stanley Mts.
- 7 *P. augustæ-victoriæ*, Sattelberg.
- 1 *P. rudolphi*, Owen Stanley Mts.
- 2 *P. minor minor*, Western New Guinea.
- 2 *P. minor finschi*, N.E. New Guinea.
- 3 *Astrapia rothschildi*, Rawlinson Mts.
- 1 *Falcinellus striatus meyeri*, Owen Stanley Mts.
- 1 *Seleucidés ignotus ignotus*, Vanapa River.
- 6 *Ptilorhis magnífica intercedens*, Sattelberg.
- 6 *P. paradisæa victoriæ*, Queensland.
- 5 *Diphyllodes magnífica hunsteini*, Rawlinson Mts.
- 2 *Drepanornis albertisi geisleri*, Rawlinson Mts.
- 1 *D. albertisi cerviniventris*, Owen Stanley Mts.
- 2 *Phonygamus keraudreni purpureoviolacea*, Owen Stanley Mts.
- 3 *Manucodia atra atra*, Sariba Island & N.E. New Guinea.
- 3 *M. chalybata orientalis*, N.E. New Guinea.
- 1 *M. comrii*, Trobriand Island.
- 1 *Parotia sefilata lawesi*, Owen Stanley Mts.
- 2 *Lophorina superba minor*, Owen Stanley Mts.
- 1 *Ptilonorhynchus violacæus*, Australia.
- 1 *Chlamydera cerviniventris*, Queensland.
- 12 *C. nuchalis oweni*, Northern Territory.

- 2 *Ælurædus melanotis melanocephalus*, Snow Mts.  
 3 *Æ. m. maculosus*, Rawlinson Mts.  
 3 *Æ. buccoides geislerorum*, Sattelberg.  
 6 *Scenopæetes dentirostris*, Queensland.

## CORVIDÆ.

- 3 *Corcorax melanorhamphus*, Queensland.  
 6 *Creedion carunculatus*, New Zealand.  
 5 *Podoces humilis*, Tibet.  
 4 *Garrulus glandarius œnops*, near Djelfa in Algeria.

Mr. E. C. STUART BAKER exhibited some eggs of Indian Corvidæ and Dicuridæ, and made the following remarks :—

I exhibit some eggs to-night, many of which are very common and a few of which are of the greatest rarity, but all are selected with the idea of showing the value of oology as a scientific asset. The first three boxes shown contain three geographical races of one of our most common Indian birds, *Corvus coronoides*, which ranges from Australia to Western Asia in one long chain of links. When sorting out the eggs in my collection into geographical groups I at once found they strongly supported my theories as to the divisions of the birds themselves. Thus in Assam, Burma, Siam, and the Andamans, we have a large, long-winged, heavy-billed bird, laying very dark broad eggs; this form, first named from Port Blair, is known as *C. c. andamanensis*. *C. c. intermedius*, ranging from the Western Himalayas to Bhutan, lays a longer, much brighter-coloured egg, which is also rather smaller. *C. c. levaillanti*, a smaller race found over the greater part of Northern India, lays not only a much smaller but a much less richly coloured egg, and, finally, when we get to the ever-humid, ever-hot countries of Southern India and Ceylon, we find the small, very dark bird, *C. c. culminatus*, laying still smaller eggs, which are as dark as those of the large Northern bird living in equally wet climates.

The series of Magpies' eggs are similar, and we have the four races of *Pica p. pica* of Europe, *P. p. bactriana* of



Western Asia, *P. p. bottanensis* of Tibet and Chinese Tibet, and *P. p. sericea* of China, all laying eggs which can well be discriminated by size, colour, and character from one another.

Of *Dendrocitta sinensis* I show but one form, *himalayensis*, from the Indian Himalayas. This shows a very great individual variation, but, as far as I can see, the same range of variation obtains in all the subspecies.

I show also boxes of *Nucifraga hemispila*, not to be distinguished from *M. caryocatactes* and its various races nearer home, and also a box of eggs of *Pyrrhocorax pyrrhocorax*, which range larger than our home birds, which I should consider quite easily separable from the Swedish and Northern European and Asiatic birds.

The two small boxes contain the very uncommon eggs of *Podoces humilis*, a Ground-Chough of the Tibetan ranges above 12,000 ft., and the equally rare eggs of the tiny Raquet-tailed Magpies from extreme S. Burma, Siam, and the Malay Peninsula. It will be noticed, however, that whereas the latter are typical little Magpies' eggs, the former are *sui generis* amongst the Corvidæ as are the birds which lay them. Here we have the eggs of the one bird showing how rightly they are placed amongst the Corvidæ, whilst the others lead us to infer that for them such a position must be wrong and doubtless the *Podoces* should be placed in a separate family.

The other eggs I show, specimens of some of the Dicruridæ, *Dissemurus paradiseus*, and *Dicrurus leucophaeus hopwoodi*, are exhibited to emphasize their very close resemblance to those of some of the Paradiseidæ which are being shown to-night. Judging from their eggs one would expect the Drongos to be a connecting-link between the Birds of Paradise on one hand and the Shrikes on the other—a position, I think, they might very fitly hold.

Nearly all the Drongos lay eggs which are subject to a range of variation running from pure white to a very deep richly-blotched pink, but "carriage" is a difficulty which has prevented my bringing up representative series of the

various species and subspecies. On the whole, the range of variation is fairly constant, if I may use such a term, but some subspecies affect certain variations more than others, and in all the gradation in size between the larger and smaller races is quite well marked.

Mr. PERCY F. BUNYARD exhibited the following eggs from his collection :—

RAVEN (*Corvus corax*). A representative series showing types and varieties, among them a clutch of *seven* from Ireland, and a very uncommon clutch of five from Wales finely marked with longitudinal lines.

CARRION-CROW (*Corvus corone*). A remarkably beautiful series showing great variation ; a clutch of four very blue eggs from Suffolk almost without markings and a very dark clutch of five from the Continent, in which the ground-colour was almost obscured, are worthy of special mention.

HOODED CROW (*Corvus corax*). A carefully selected series from Ireland in which the type and varieties were well represented, among them a clutch of six resembling *monedula* eggs except that the ground-colour was of a darker shade.

JACKDAW (*Corvus monedula*). A well-represented series with remarkable varieties, among them a clutch of six bluish-white eggs with very large blotches ; a clutch of three from the Continent showing a distinctly erythristic tendency with large very black-brown markings confined to the large end in one egg and in the others at the small ends ; examples almost without markings were conspicuous.

ROOK (*Corvus frugilegus*). A comprehensive series from which repetition had been carefully eliminated ; those of special interest were a clutch of five very heavily pigmented eggs from Shropshire, and a clutch of five, four of which were heavily capped with pigment, the fifth egg having mostly underlying markings confined to the extreme small end.

MAGPIE (*Pica pica*). A series showing great variation. Among them a clutch of six from Yorkshire with heavily pigmented caps, the remaining portion almost unmarked, a clutch of six very blue eggs from Lancashire, almost unmarked, a clutch of six from Radnorshire, very heavily and evenly marked.

BRITISH JAY (*Garrulus glandarius rufitergum*). A very beautiful series showing great variation : among the varieties were a clutch of six, and two of four, erythristic eggs ; heavily banded and black-veined eggs were well represented.

THICK-BILLED NUTCRACKER (*Nucifraga caryocatactes*). Three clutches of four and one of three very typical eggs from Bosnia and Switzerland.

CHOUGH (*Pyrrhocorax pyrrhocorax*). A carefully selected series of types and varieties ; among the former was one clutch of seven from Ireland and a clutch of five showing distinct tendency towards erythrism—a clutch of five with very bold markings which is exceptionally rare in the eggs of this species.

Mr. BUNYARD then read the following paper "On the Eggs of the Genus *Corax*" :—

Oologically speaking, the eggs of this genus present one of the most interesting and difficult problems we have to deal with—interesting because of their great beauty, and difficult because the eggs of each species are oologically closely allied ; and, if further proof were necessary in regard to the correct classification of the genus, one has only to study a series of the eggs for the most convincing proof. Fortunately, however, with the exception of *C. corone* and *C. cornix*, the breeding-habits differ considerably. Thus in this country we have *C. corax* using cliffs, *C. frugilegus* generally in large colonies in trees (exceptionally solitary nests are found), and *C. monedula* in holes of trees, buildings, and cliffs. *Corone* and *cornix* being very distinct birds, and the breeding-haunts generally widely separated, the difficulties for the field-naturalist are not greater than is the case with

many other species with equally different habits. Apart from weights and measurements, the eggs of *corax*, *corone*, *cornix*, and *frugilegus*, I consider have no pronounced external characteristics by which they could be safely separated. In the drawer which I exhibit will be found ten distinct forms of *corax* eggs, which have in every case been almost exactly matched with those of *corone*, *cornix*, and *frugilegus*—so closely in some cases, except for their size, that they might well be the produce of the same bird.

Two or more forms are sometimes found in the same clutch. The eggs of *C. monedula* are oologically furthest removed from this group. There is, however, one clutch of *cornix* eggs exhibited to-night which is very closely allied to *monedula* eggs, and these have widely separated roundish spots, a characteristic of the latter, which also differs from the eggs of the other four members of the genus by having a much paler ground-colour. This may be accounted for by the fact that they are generally deposited in dark places, and in the process of evolution have lost much of their colour. There is a distinct tendency in the eggs of this species to become leucitic, *i. e.* bluish white; this is well demonstrated in the series exhibited. It is very rarely found that *monedula* eggs resemble those of the other members of the genus, and typical eggs are easily distinguishable. Cyanic eggs, *i. e.* blue or bluish-green eggs almost without markings, occur in each species, but appear to be a rarity in those of *frugilegus*, and I have never seen eggs of this genus absolutely free from markings, though they may occasionally occur.

Erythrism has, I believe, been known to occur among the eggs of nearly all, and among those of *frugilegus* exhibited there is one egg in a clutch of five which is pure white with minute markings of reddish brown, which rather points to erythrism being a transition-stage, though somewhat abrupt in this case.

Special attention is called to the eggs of the Corvidæ by Lechner in "The Eggs of Birds breeding in the

Netherlands," and special reference is made to investigations by Krukenberg, who found them to be covered by a green pigment called biliprasm (green) suffused with oorhodene (reddish brown) in the uppermost glutinous layer, and which gives the surface of the shell a greenish colour with olive longitudinal markings, one of the characteristics in the eggs of this group. In the cyanic eggs already mentioned, Lechner considers biliprasm is either wholly absent or occurs in very small quantities, oocyan (blue) being present only as a surface-colour. This I have found to hold good.

The results of the examination of egg-shell mammillæ by W. von Nathusius are so interesting that I give the quotation in full from the same work :—

The result of the examination of the egg-shell mammillæ of *corone*, *cornix*, and *corone* × *cornix*, by W. von Nathusius, gives good grounds for the suspicion that bastardization is of influence on the size of the mammillæ, and that of the eggs of *corone* × *cornix* the size lies between those of the two species. Eggs obtained by Baron R. Snouckaert van Schauberg in the province of Zealand, and now in the Lechner collection, claim to be well characterized bastard eggs, which he says conform with reports received from abroad respecting similar eggs. These offer no external points of difference from pure *corone* and *cornix* eggs.

Newton, in referring to the question of the grain of eggshells in the 'Dictionary of Birds' (p. 189), claims that differences are observable in the eggs of *corone* and *cornix*, which he considers are only forms of the same dimorphic species, calling attention to what he considers still more wonderful, that the eggs of the hybrids between the two forms are recognizable under the microscope by the structure of the shell; while yet most extraordinary is the general conclusion that the eggs laid by a bird mated with a male of different species, is recognizable from one laid by the same bird when paired with a male of her own.

I have examined with a low-power microscope a number of eggs of *corone* and *cornix*, and find there is a slight

difference in the grain of the shell, which does not, however, appear to be constant, except with those of *cornix* from Ireland, while I find the grain of the shell of eggs laid by a Blackbird mated with a Song-Thrush (of which I have one well-authenticated clutch, 'Ibis,' 1919, p. 160) to be intermediate, and have a much thinner glutinous layer than is normally present in the type-eggs of the two species.

The eggs of the *corax* group present no external characteristics by which they can be safely separated. Size of individual specimens, or even in clutches, vary considerably, as will be seen by a clutch of four of *frugilegus* exhibited, in which there is considerable divergence in size. Nevertheless, I consider average weights in conjunction with measurements to be an almost infallible test for identification. Weight alone in most cases would suffice, only in one or two isolated cases have I found them overlap.

In weighing 50 British eggs of each (*corax*, *corone*, *cornix*, and *frugilegus*), I find Rey's average weights for *frugilegus* and *corone* less, and for *corax* considerably more, which is interesting if these weights are for continental eggs, which is probably the case. He does not appear to have weighed *cornix* eggs. My weights are for Irish eggs only, which, as will be seen from the average given below, are considerably lighter than those of *corone* :—

*Weights (Bunyard's).*

	<i>corax.</i>	<i>corone.</i>	<i>cornix.</i>	<i>frugilegus.</i>
4 eggs	8·715 mg.	6·077	4·292	4·563
”	6·853 ”	5·897	5·350	3·746
”	7·181 ”	4·770	5·058	3·908
”	7·240 ”	4·687	4·542	4·237
”	8·292 ”	4·858	4·179	4·285
”	8·018 ”	5·570	4·784	4·080
”	6·665 ”	5·788	4·814	4·788
”	7·423 ”	5·066	4·365	4·452
”	7·615 ”	5·828	4·385	4·673
average 36	1·889 ”	1·348	1·160	1·076

The above weights are for four eggs, each from clutches of five and six, to show where there is slight overlapping.

<i>corvus.</i>	<i>corone.</i>	<i>cornix.</i>	<i>frugilegus.</i>
	<i>Weights (Rey's).</i>		
average 30, 2·051 mg.	100, 1·279	....	100, 1·034

*Measurements (Rey's).*

49·19 × 33·73 mm.    43·5 × 30·1 mm.    41·2 × 29 mm.    40·7 × 27 mm.

The Rev. F. C. R. JOURDAIN exhibited a series of over 80 eggs of the Raven (*Corvus corax*) from different parts of the Palæarctic region, arranged geographically to show the gradation in size and the greater frequency of the blue type of colouring in southern forms. The following races were shown :—

- C. corax principalis* (Greenland).
- C. c. islandicus* (Iceland).
- C. c. corax* (British Isles, etc.).
- C. c. hispanus* (Spain).
- C. c. sardus* (Corsica).
- C. c. lawrencei* (Cyprus, Mesopotamia, Palestine, and India).
- C. c. tengitanus* (Algeria).
- C. c. umbrinus* (Egypt and Palestine).

The series exhibited represented exactly half the series in Mr. Jourdain's collection.

Of *Corvus cornix* a series of 16 clutches was also shown, including representative sets of :—

- C. cornix cornix* (British Isles, Denmark, Hungary).
- C. c. sardonius* (Corsica).
- C. c. pallescens* (Cyprus).
- C. c. valachus* (Romania).

Among the series of four clutches of the Cyprus form was a set of seven eggs, blue, with a few brownish markings. The eggs of this race are nearly always below the average size.

Mr. H. MUNT exhibited an egg of the Satin Bower-bird (*Ptilonorhynchus violaceus*) and an egg of *Phonygamus keraudreni*; both laid in captivity.

Mr. STAINES BOORMAN exhibited two remarkable clutches of Jackdaws' eggs. Both sets had white ground-colour, one being heavily blotched with brown and the other lightly marked.

Mr. SMYTH exhibited a clutch of seven Magpies' eggs, resembling those of the Jay.

Mr. W. E. RENAULT exhibited several very fine clutches of Ravens' eggs. Also a "capped" and rarely marked set of Rook, together with a single erythristic egg of this bird. This specimen was much admired, being of a clear red ground-colour, heavily blotched with vinous red.

---

The next Dinner will be held on Wednesday, September 8th, 1920.

Gentlemen wishing to receive our notices should send their names to

C. BORRER,  
1 Fleet Street,  
E.C. 2.



# BULLETIN

OF THE

## BRITISH ORNITHOLOGISTS' CLUB.

---

**No. CCLI.**

---

THE two-hundred-and-forty-eighth Meeting of the Club was held at Pagani's Restaurant, 42-48, Great Portland Street, W., on Wednesday, May 12th, 1920.



*Chairman* : The Lord ROTHSCHILD, Ph.D., F.R.S.

*Members present* :—E. E. ADAMS ; E. BIDWELL ; J. L. BONHOTE ; C. BORRER ; P. F. BUNYARD ; P. A. BUXTON ; Major R. E. CHEESMAN ; C. CHUBB ; Col. STEPHENSON CLARKE, C.B. ; H. J. ELWES ; N. B. KINNEAR ; C. W. MACKWORTH-PRAED ; Dr. P. MANSON-BAHR ; H. MUNT ; D. W. MUSSELWHITE ; C. OLDHAM ; A. E. PRICE ; R. H. READ ; C. B. RICKETT ; D. SETH-SMITH (*Editor*) ; J. STEWART ; H. KIRKE-SWANN ; C. G. TALBOT-PONSONBY ; H. M. WALLIS.

*Guests* :—C. E. FAGAN ; W. P. PYCRAFT ; F. I. RICHARDS ; D. W. SETH-SMITH.

LORD ROTHSCHILD exhibited a full-sized model of the Moa *Dinornis maximus* Owen, together with a drawing of Moa feathers and a photograph of a cast of the skeleton in the Royal College of Surgeons.

He explained that the height 9 feet 4 inches, and the

[*May 31st, 1920.*]

a

VOL. XL.

other dimensions were taken from this cast and the feathering constructed from examination of the actual feathers in the British Museum collection. He had other feathers at Tring, but these belonged to a smaller species of Moa. The shape was modelled from the skeleton combined with suggestions from the existing *Apteryx* and Emu. He also exhibited an *Apteryx australis mantelli* Bartl. to illustrate the contrast between the extinct and living New Zealand struthious birds.

Mr. W. P. PYCRAFT expressed his keen appreciation of this restoration, remarking that Lord Rothschild had added the keystone to the work begun by Owen, and briefly surveyed the essential facts in regard to the relationship of the Moas to the rest of the Struthionies. He further commented on the extraordinary interest presented by these birds in the matter of their flightlessness, the Moas alone among the ostrich-tribe having lost the wing completely. In some species even the shoulder-girdle was missing.

Lord ROTHSCHILD also exhibited a specimen of *Ifrita kowaldi* (de Vis) and made the following statement:—

In 1898 I described (Bull. B. O. Club, vii. p. 54) a very striking and apparently new bird from British New Guinea under the name of *Ifrita coronata*. A few weeks ago Professor Neumann called our attention to the fact that it appeared to be identical with "*Todopsis kowaldi*" de Vis, 'Report on Birds from British New Guinea,' p. 3 (1889). Unfortunately there can be no doubt that this is the case, though beyond the crown of blue feathers on the head there is about as much resemblance between *Todopsis* and *Ifrita* as between a Thrush and a Hawfinch. *Todopsis wallacei*, with which de Vis compared his *T. kowaldi*, is a small bird with a long tail and narrow compressed body, the bill is wide and flat, whereas that of *Ifrita* is high and thrush-like. *Todopsis* has enormous rictal bristles, *Ifrita* has short ones; the front of the tarsus in *Ifrita* is covered with large scales, while in *Todopsis* the tarsal covering consists of an unbroken lamina. The tail in *Todopsis* is long and *Burnesia* like,

whereas in *Ifrita* it is comparatively much shorter. In fact, it is quite inconceivable how anyone comparing *Todopsis wallacei* with *Ifrita* could have placed the latter in the genus *Todopsis*.

The bird in question must stand as *Ifrita kowaldi* (de Vis).

Mr. P. A. BUXTON exhibited specimens of Persian Rock Nuthatches, and made the following remarks :—

The essential fact that in Persia there are two species of Rock Nuthatches, a large and a small, is not realized by some recent authors, though attention was drawn to it as early as 1873 by Blanford, and since then by Zarudny and by Buturlin.

I am showing to-night specimens of the two species collected by myself at Menjil or within a few miles of it, at between 1000 and 2000 feet, in the valley of the Sufed Rud, in the Elburz Mts., N.W. Persia. These two species, *Sitta r. rupicola* and *S. neumayer obscura*, differ not at all in colour, and very much in size; in the same way in S.W. Persia there is a pair of very pale subspecies, even more different in size, *S. r. tschitscherini* and *S. n. dresseri*. I am fortunate enough to be able to show nearly all the races of both species, from the National Collection, also Blanford's type of *Sitta rupicola* from Tring.

I do not propose to discuss the literature of the subject, which is considerable. After examining all the specimens at Tring and in the British Museum, I have come to the conclusion that the following species and subspecies occur in Persia :—

(1) *Sitta rupicola rupicola* Blanf.

*Sitta rupicola* Blanford, Ibis, (3) vol. iii. p. 87 (1873), and Eastern Persia, ii. p. 225 (1876): Elburz Mountains, N. Persia.

*Sitta syriaca parva* Buturlin, Ibis, (8) vol. vi. p. (1906): Akhazikh, Kura Valley, Transcaucasia.

*Sitta neumayeri parva* Zarudny, Journ. f. Ornith. lix. p. 219 (1911).

*Sitta zarudnyi* Buturlin, Mitth. (Izv) Kauk. Mus. iii. (1907).

*Rupisitta neumayer zarudnyi* and *R. n. rupicola* Buturlin, Trav. Soc. Imp. Naturalistes, Petrograd, xlv. p. 158.

Buturlin definitely states (1916, p. 165) that his *S. syriaca parva* is synonymous with *S. rupicola* Blanford. Blanford distinguished this species mainly by its smaller size, and gives as type-locality "habitat in montibus Persicis præsertim in Elburz," and then goes on to say that his small species ranges as far south as Shiraz, but that the southern specimens were paler. We now have to modify his statement, the facts of which are absolutely correct, and say that in S.W. Persia the actual race described by Blanford is replaced by a paler subspecies, *S. r. tschitscherini*.

There is one "type" at Tring collected by Blanford in the Karij Valley, Elburz Mts., on 9th of August, 1873, and a second specimen in the British Museum collected in the same place a week later, and marked "type" in Dr. Gadow's handwriting. I regard the Tring specimen as the type, as on its label is a note that it was the actual specimen figured. Neither of these specimens is fully adult. There are also in the British Museum four adult males collected by Woosnam, three from the Elburz and one from the Tortum R., between Trebizond and Erzurum, in Asiatic Turkey, and 2 ♂, 2 ♀ collected by Danford in the Taurus, the terra typica of "*Sitta zarudnyi*" of Buturlin. I find it impossible to separate these last from the Elburz specimens, by any of the colour-differences mentioned by Buturlin: measurements are also identical (below). It is curious that two of the synonyms of this subspecies are given to it by the industrious Buturlin. In colour this race is identical with the large *S. neumayer obscura*, which inhabits for the most part the same area. Its measurements are as follows:—

Sex.	Date.	Place.	Wing.	Culm.	Collector.
....	9. 8. 73.	Karij Valley.	71·5	19·5	Blanford (Tring type).
2 ♂, imm.	16. 8. 73.	Elburz.	75	20	„ (B.M. type).
3 ♂.	Apr./May '07.	Elburz.	79-80	18-19	Woosnam.
1 ♂.	July '06.	Tortum R.	82	20	„
2 ♂, 2 ♀.	July.	Taurus.	75-80	18-21	Danford (" <i>S. zarudnyi</i> ").

*Distribution.*—*S. r. rupicola* occurs in Central and E. Transcaucasia, Elburz Mts., in N. Persia, and in Asia Minor from Aidin to the Taurus.

(2) *Sitta rupicola tschitscherini* Zar.

*Sitta tschitscherini* Zarudny, Orn. Jahrb. 1904, p. 218 : Ispahan, Central Persia.

*Sitta neumayeri tschitscherini* Zarudny, Journ. f. Orn. lix. p. 219 (1911).

*Rupisitta tschitscherini* Buturlin, Trav. Soc. Imp. Naturalistes de Petrograd, xliv. p. 158 (1916).

“*Sitta neumayer tschitscherini*” Hartert, Vog. pal. Fauna, p. 339, and “*Sitta neumayeri tschitscherini*” Witherby, Ibis, 1907, p. 91, refer not to this species at all but to the large *S. n. dresseri*.

This race was distinguished by Zarudny on account of its “bleiche Färbung der Ober- und Unterseite, nebst der sehr schwachen Entwicklung der schwarzen Färbung hinten den Augen, sowie durch der schlanker Schnabel.” It was also referred to in Blanford’s remark that the “specimens of *S. rupicola* from Kohrud and Shiraz are much paler in colour than those from the Elburz Mountains.” One may add that the eye-stripe is extremely short and narrow according to Buturlin, who lays great emphasis on the slenderness of the bill, and gives the following measurements of six specimens:—Wing 74–76, exposed culmen 19–20, depth of bill 4·1–4·3 mm.

There appear to be no specimens of this race in the British Museum or at Tring, with the exception of two very small immatures obtained by Witherby at Ardakun in Fars in May 1902. Their parents were not obtained, so we cannot regard the identification as absolutely certain. The distribution is roughly that of *S. n. dresseri*, Ispahan (terra typica), Kohrud, and the province of Fars. I presume that both races of the small *S. rupicola* are rare; at any rate, specimens of them are rare in this country, though we have long series of several races of the large *S. neumayer*.

(3) *Sitta neumayer dresseri* Zar. & But.

*Sitta neumayeri syriaca* Witherby, Ibis, 1903, p. 532.

*Sitta dresseri* Zarudny & Buturlin, Orn. Monats. 1906, p. 132 (no terra typica).

*Sitta neumayer tschitscherini* Hartert, Vog. pal. Fauna, p. 339.

*Sitta neumayeri tschitscherini* Witherby, Ibis, 1907, p. 91.

*Rupisitta dresseri* Buturlin, Trav. Soc. Imp. Naturalistes de Petrograd, xliv. (1916).

This is the largest and palest of all the Rock Nuthatches; the eye-stripe is long and very broad, and the bill very powerful. Wing 87-94, bill 22-23 mm. It inhabits the same area as *S. r. tschitscherini*, though the two species are not found together in all parts of their range. That of this species is the province of Fars, S.W. Persia, extending north as far as Pa-i-Taq in the province of Kermanshah, close to the Mesopotamian border.

(4) *Sitta neumayer obscura* Zar. & Loud.

*Sitta syriaca obscura* Zarudny & Loudon, Orn. Monatsber. 1905, p. 76, and Zarudny, Journ. f. Orn. 1911, p. 219.

*Sitta neumayeri neumayeri* Witherby, Ibis, 1910, p. 505.

*Sitta neumayer tephronota* (partim) Hartert, Vog. pal. Fauna, p. 339.

Buturlin's description is:—"Upper parts as dark as in European birds though a trifle less bluish, more leaden grey, eye-stripe strongly developed, very long, and nearly twice as wide as in average European *S. neumayer*, or Asia Minor *S. zarudnyi*. . . ." The original description is useless. Wing 82-91, bill 18-23 mm. This is the race found in the mountain ranges of all Persia, except the N.E., from which *S. n. iranica* But. has been described, and the S.W. where it is replaced by *S. n. dresseri*.

(5) *Sitta neumayer iranica* But.

*Rupisitta tephronota iranica* Buturlin, Trav. Soc. Imp. Naturalistes de Petrograd, xliv. p. 173 (1916).

I have seen no Rock Nuthatches from the area inhabited

by this form. Buturlin's description in the English summary of his paper is, "differs from *R. t. tephronota* of Turkestan (typical locality Ferghana) in being smaller, with bill about as long but slenderer :—

	Wing.	Tarsus.	Bill from nostril.	Its height.	Its breadth at middle.
<i>R. iranica</i> . . . .	79-83	22-23·6	16-18	4·6-5·2	2·6-2·9
<i>R. tephronota</i> ..	82-90	23·8-25	16-18	5·1-5·5	3·0-3·25."

The types of this form came from the Perso-Transcaspian border, some from N.E. Persia, others from Transcaspia.

In the Russian text of the same paper Buturlin adds "a form very close to the Turkestan *R. t. tephronota*."

The CHAIRMAN exhibited, on behalf of Dr. Hartert, a new Woodpecker from East Africa.

#### *Campethera loveridgei*, sp. nov.

♀. Coloration almost exactly the same as in *C. nubica* (Gm.), but very much smaller and the back with greenish cream-coloured spots, but without the whitish cross-bars and the black moustachial stripe very narrow, merely indicated. Bill about half the size of that of *C. nubica*. Bill 16·5 mm. from forehead (about 26 in *C. nubica*). Wing 94 (at least 112 in *C. nubica*).

*Type.* 1 ♀. Morogoro, west of Dar - es - Salaam, 20. viii. 1917 (Arthur Loveridge coll.).

Mr. C. W. MACKWORTH-PRAED described five new races of African Francolins, and made the following remarks :—

I have lately had the opportunity of reviewing the African Francolins, and I hope that I may be able to publish a small paper on the subject shortly. To-night I propose to describe five new races which seem fairly clearly defined, and I consider that I have been moderate, as I may say there are some 20 others as yet unnamed which appear to be more or less distinct. I cannot urge too strongly that, before describing a race, the describer should not only have a fair series of

specimens, but that also—unless the race is one so distinct as to preclude any possibility of confusion—he should have some ideas as to its limits.

***Francolinus sephaena zambesiæ*, subsp. nov.**

Differs from *F. s. sephaena* Smith, of the Transvaal, by its slightly paler colour and considerably smaller size. Wing-measurements: ♂ 153–159 mm., ♀ 148–155; against ♂ 162–172, ♀ 156–162 of the typical race.

*Type.* A ♂ collected by Boyd Alexander at Mesanangue, 70 miles above Tete, on the Zambesi, on Aug. 23rd, 1898. Brit. Mus. Reg. No. 1911. 12. 23. 45.

*Range.* Zambesia, and up the river to the mouth of the Kafue.

***Francolinus albogularis gambagæ*, subsp. nov.**

Appears to differ constantly from *F. a. albogularis* Gray, from Gambia, by the colour of its breast and crop, the feathers of which are, in both sexes, strongly edged with rufous, not plain ochreous as in the typical race. The sides of the neck are also more strongly rufescent.

*Type.* A ♀ collected by Boyd Alexander at Gambaga in the hinterland of the Gold Coast Colony on Jan. 27th, 1901. Brit. Mus. Reg. No. 1911. 12. 23. 391.

*Range.* Gold Coast Hinterland and North Nigeria.

***Francolinus natalensis neavei*, subsp. nov.**

The male of this race differs from that of *F. a natalensis* Smith, in the bolder but less numerous markings of the underside, and these are disposed more longitudinally on the feathers. The tone of the upperside, especially of the crown, is somewhat greyer also.

The female is even more distinct from that of the typical race, as it has the same sparseness of markings as the male, but the markings are brownish, and there is a brownish-rufous tinge over the underside which is still more pronounced in the young. The race thus shows a transition stage on the



way to the *F. hildebrandti* group, in which the male and female are most distinct.

*Type.* A ♂ collected by S. A. Neave on the east bank of the Loangwa River in North-Eastern Rhodesia, 6 June, 1905, at 2200 ft. Brit. Mus. Reg. No. 1905.12.29.2.

*Range.* North-Eastern and probably North-Western Rhodesia.

***Francolinus erckeli pentoni*, subsp. nov.**

This is a well-defined race of *F. erckeli* Rüpp. from Tigré. It differs in its paler colour throughout, the general ground-colour being dove-grey and not olive-brown. The red on the crown is lighter than in the typical race and does not extend so far down the nape, and the neck feathers have wider white margins. The rufous edges of the feathers of the mantle are lighter, while the barring of the secondaries is obsolete and replaced by a fine mottling. Underside much as in the typical race, but the general appearance lighter and the shaft streaks of the breast feathers longer. Size as in the typical race.

*Type.* A ♂ collected by Mr. A. L. Butler at Erkowit in the Red Sea Province of the Sudan at 4000 ft. on 22 March, 1906. B.M. Reg. No. 1916.9.20.645.

The race is named after Surgeon-Captain Penton who, as mentioned by Sharpe (Bull. B. O. C. iii. 1893, p. 4), discovered this species at Erkowit.

*Range.* As far as is known confined to the forest district round Erkowit.

***Francolinus castaneicollis ogoensis*, subsp. nov.**

Differs from *F. c. castaneicollis* Salvadori, from Lake Chercher in being greyer, less brown in ground-colour above. Feathers of mantle grey, not so black; chestnut of neck paler; crown grey or greyish brown, less chestnut.

*Type.* A ♂ collected by Mr. G. F. Archer at Sheikh Pass, Ogo district of British Somaliland, at 4500 ft. on 6 June, 1918. Collection No. 768.

*Range.* High ground of British Somaliland.

*Note.*—The specimens exhibited to-night, a male of this race and a female of the typical race, are not a fair comparison; but there is no male of the typical race available.

Mr. N. B. KINNEAR exhibited and described a new form of Nuthatch from Burma, which he proposed to name:—

*Sitta europæa grisiventris*, subsp. nov.

Very similar to *Sitta europæa nagænsis*, but the underside and throat considerably paler, pale lavender grey, as compared with buffy white in that species.

*Type.* Mt. Victoria, Chin Hills, 24. iii. 04. Col. G Rippon. B.M. No. 1905. 9. 10. 488.

Col. Rippon collected twenty specimens on Mt. Victoria, but unfortunately none of them are sexed. The colour of the underside in the series is very uniform, with the exception of three skins which appear to be immature and are slightly buffy.

Mr. P. F. BUNYARD exhibited a nest of the Goldfinch *Carduelis c. britannica* from Kent, the outside of which was decorated with two species of Forget-me-not, *Myosotis arvensis* var. *umbrosa* and *M. sylvatica*. In other respects the nest was typical, except that a long piece of tarred yarn had been used in the foundation.

Mr. BUNYARD also referred to the recent discussion he had had with the Rev. F. C. R. Jourdain on the subject of the identification of eggs of the Hobby and Kestrel, and said that he had been successful in separating a mixed collection of these eggs by means of weights, general characteristics, texture of shell, and comparison with the average weights of specimens in his collection.

---

## GENERAL INDEX.

A General Index to the 'Bulletin' covering volumes 16 to 39 is now ready and can be obtained, price £1, from the publishers, Messrs. Witherby & Co., 326 High Holborn, W.C.

The cost of production of this important volume has been very considerable and a serious tax upon the funds of the Club, it is hoped therefore that all members will subscribe for a copy, without which their series of the 'Bulletin' will be incomplete.

---

The next Meeting of the Club will be held on Wednesday, the 9th of June, 1920, at PAGANI'S RESTAURANT, 42-48 Great Portland Street, W. 1, and will be chiefly devoted to an exhibition of Old Books and Prints bearing on the subject of Ornithology and other objects of ornithological interest ; the Dinner at 7 p.m. Members intending to dine are requested to inform the Hon. Secretary, Dr. Philip Gosse, at 80 Westbourne Terrace, W. 2.

[N.B.—Members who intend to make any communication at the next Meeting of the Club are requested to give notice *beforehand* to the Editor at 34 Elsworthy Road, South Hampstead, N.W., and to place in his hands not later than at the meeting MSS. for publication in the Bulletin.]

(Signed)

ROTHSCHILD,  
*Chairman.*

D. SETH-SMITH,  
*Editor.*

PHILIP GOSSE,  
*Sec. & Treas.*

The first of these is the fact that the  
the second is the fact that the  
the third is the fact that the

The second of these is the fact that the  
the third is the fact that the  
the fourth is the fact that the

The third of these is the fact that the  
the fourth is the fact that the

# BULLETIN

OF THE



## BRITISH ORNITHOLOGISTS' CLUB.

---

**No. CCLII.**

---

THE two-hundred-and-forty-ninth Meeting of the Club was held at Pagani's Restaurant, 42-48, Great Portland Street, W., on Wednesday, June 9th, 1920.

*Chairman* : The Lord ROTHSCHILD, Ph.D., F.R.S.

*Members present* :—H. G. ALEXANDER ; E. C. STUART BAKER ; G. BAYNES ; E. BIDWELL ; J. L. BONHOTE ; C. D. BORRER ; P. F. BUNYARD ; Major R. E. CHEESMAN ; C. CHUBB ; J. P. STEPHENSON CLARKE ; Dr. H. N. COLTART ; H. DELMÉ-RADCLIFFE ; A. EZRA ; Dr. P. GOSSE (*Sec. and Treasurer*) ; Rev. J. R. HALE ; E. G. HERBERT ; Rev. F. C. R. JOURDAIN ; N. B. KINNEAR ; G. C. LAMBERT ; Dr. H. LANGTON ; C. W. MACKWORTH-PRAED ; Dr. P. H. MANSON-BAHR ; G. M. MATHEWS ; N. F. MEIKLEJOHN ; H. MUNT ; D. W. MUSSELWHITE ; T. H. NEWMAN ; C. OLDHAM ; Dr. G. F. PENROSE ; A. E. PRICE ; C. B. RICKETT ; D. SETH-SMITH (*Editor*) ; L. M. SETH-SMITH ; F. SMALLEY ; R. STAPLES-BROWNE ; H. KIRKE SWANN ; C. G. TALBOT-PONSONBY ; Col. R. S. WARDLAW-RAMSAY.

*Guests* :—W. B. ALEXANDER ; E. C. CHUBB ; C. E. FAGAN ; R. E. HARVEY ; W. SEARLE ; Dr. MALCOLM SMITH.

[June 30th, 1920.]

a

VOL. XL.

LORD ROTHSCHILD exhibited the following books and pictures :—

(1) A book of drawings of birds, attributed on the manuscript titlepage to Giovanni da Udine, a pupil of Raffael, but the water-marks on the paper prove the drawings to have been made between 1567 and 1580, whereas Giovanni da Udine died in 1564.

The interest in these drawings lies in the fact that 29 of them form the originals of woodcuts in Aldrovandi's great work, 'Ornithology' vol. i. (1599). Moreover, the added special interest consists in the fact that among these 29 drawings are the originals of Aldrovandi's *Manucodiata prima et secunda*, thus forming probably the earliest drawings of Birds of Paradise known.

(2) Aldrovandi's 'Ornithologiæ,' vol. i., to show the reproduced woodcuts of above.

(3) Gesner's 'Thierbuch,' 1583, showing the Ostrich as conceived by him and also the oldest drawing of the Wood-Ibis (*Comatibis eremita*), Linn.

(4) A copy of the extremely rare 'Avium Præcipuarum,' by Dr. William Turner, 1544, about the first book on birds by an Englishman.

(5) 'Avium Vivæ Icones,' by Adrian Collaert, 1580-1590. Interesting as being the first figure of the *Avis indica*, "Le Geant," on *Legnatie*, the Giant Rail of Mauritius.

(6) Frauenfeld's book 'Neu Aufgefundene Abbildung des Dronte' (1868). The two plates are copies of drawings in the Imperial Library in Vienna, done from life at the Royal Menagerie at Schoenbrunn of a Mauritius Red Rail (*Aphanapteryx*) and a young Bourbon Dodo (*Didus borbonica*).

(7) 'Histoire de la Navigation aux Indes,' vol. i., by Corneille Nicolas, showing pictures in Van Neck's voyage and of men hunting the Dodo and Giant Tortoises on Mauritius.

(8) Clusius's 'Exoticorum Libri Decem,' 1605. On p. 98 is one of the first-known pictures of the Cassowary; on p. 100 the figure of the Dodo, after Van Neck; and on p. 101

that of the Great Auk, sub nomine "*Anser magellanicus*." On p. 360 that of *Paradisea apoda*, and on p. 362 that of *Ciccinnurus regius*.

(9) 'Some Yeares Travels in Africa and Asia,' by Sir Thomas Herbert, 1626. On pp. 382, 383 are descriptions of the Dodo and Mauritius Cockatoo (*Lophopsittacus*), and the first mention and figure of the Red Rail (*Aphanapteryx bonasia*).

(10) 'Voyage to Madagascar,' by Francis Cauche, in the years 1638-1651, translation published 1710, mentions Reunion Dodo (*Didus borbonica*), Red Rail (*Aphanapteryx*), Herons, Crowned Cranes, etc.

(11) 'Journal van Willem Ysbrantz Bontekoe van Hoorn,' 1646 (Account of Voyage to East Indes, 1618-1625). On p. 6 Account and figure of Reunion Dodo.

(12) 'Relations de divers Voyages Curieux,' by M. Melchisedec Thevenot, 1696. In vol. i. is a translation of Bontekoe's voyage and two figures of the Dodo and one of Red Rail.

(13) 'Voyage of Governor Phillip to Botany Bay, with Account of Port Jackson and Norfolk Island,' 1789. On p. 273 is described and figured the now extinct White Gallinule (*Porphyria stanleyanus*).

(14) 'Journal of Voyage to New South Wales,' by John White, 1790, contains figure of *Porphyrio alba*.

A photograph of an old Japanese picture depicting a ♂ ♀ of the extraordinary Korean Sheldrake (*Pseudotadorna cristata*), Kuroda, which is now almost extinct.

This bird (♀) was first figured and described (P.Z.S. 1890, p. 1, pl. i.) as a hybrid between *Tadorna casarca* × *Querquedula falcata* by the late Mr. P. L. Sclater from a specimen in the Copenhagen Museum obtained near Vladivostok by Lt. Fr. Inminger. It was obtained again from Korea by Mr. N. Kuroda some years ago, and he also discovered several old Japanese paintings of the bird. Mr. Kuroda's specimen was also a ♀ bird, but we now know the ♂ fairly well from the above-mentioned drawings, of one of which the photo is exhibited.

Two paintings by Pieter Witthoos, painted about 1670, showing various familiar birds, but among which is a picture from life of the Reunion White Dodo.

Mr. H. KIRKE SWANN showed some early books on British Ornithology and made the following remarks :—

I have brought this evening a small selection of the earlier works on British Ornithology, covering the period before the appearance of Yarrell's 'British Birds' (1837-43). The first book dealing with British birds, Turner's 'Avium Præcipuarum' of 1544, is not shown as it is well known from Mr. Evans's reprint of 1903, and is really a general ornithology derived from classical authors. The first list of British birds appears in Merrett's 'Pinax,' of which the edition shown is the second, or 1667, issue of the first edition. The next work shown is Charleton's, the 1677 edition, which gives English names of birds with some figures, followed by Willughby and Ray's celebrated 'Ornithology' of 1678, first published in Latin in 1676. The works of Albin and Edwards were the most important published during the next half century, but although both contained coloured plates of many British birds neither was restricted to British ornithology, the first work so restricted being Pennant's folio 'British Zoology' of 1766. These three works being too bulky for exhibition, I am showing only a specimen plate from each. I am, however, showing the original edition of Tunstall's 'Ornithologia Britannica,' 1771, which gives the scientific names of Pennant's birds. This was followed by Hayes's folio volume of 1775 (a very imperfect attempt) by Walcott's 'Synopsis' of 1789, and by Lewin's beautiful work in 7 vols. folio, commenced in the same year, and re-issued shortly after in 8 vols., 4to, with much inferior plates; a specimen of each is exhibited as well as an original drawing by Lewin. This brings us to the date of Gilbert White's 'Natural History of Selborne, of which I am showing a first edition, and to the numerous works on British birds which then began to appear. I am showing a number of the less bulky of these, concluding with a



volume of Meyer's beautiful work, first published in 4 vols. from 1835-1841. I have brought also an early series of 12 coloured plates of British birds, which appear from a date on plate 1 to have been issued in 1736, together with a copy of the print from the Gilbert White portrait discovered a few years back, a mezzotint portrait of Linnæus, and a photographic portrait of the late Prof. Newton.

Mr. C. B. RICKETT exhibited specimens of Hawking Gear from Pekin and a Pigeon Whistle from Foochow, and made the following remarks :—

I am sorry I am not able to speak from personal experience on this subject as I have never been in Pekin, and such information as I am able to give is from a letter from a friend in the Consular Service, written some twenty years ago when he sent me the articles I am now showing. He wrote "The hawks chiefly used about here are those of the short-winged species, there being next to no demand for falcons. In the days of Genghis Khan and his immediate followers, the Jer Falcon and Peregrine were in great favour at the Imperial Court." "The sets I am sending are rather unusual, being made, as you will see, of beautifully plaited hemp; as a general rule, they are made of leather as in Europe."

The writer of this letter sent an interesting communication on this subject to the 'The Field,' of 16th January, 1892, in which some of the above sentences occur. The Chinese, I think, know nothing of hawking (at any rate, in the South), and I fancy it is, or was, mostly indulged in by the Manchus and Mongols only. I am showing one set for Gos- and one for Sparrow-Hawks which call for no special remarks with the exception of the bells, which I am told are attached to the two central tail-feathers and not to the leg as in European falconry.

I also exhibit an example of the whistle which the Chinese at Foochow attach to the tails of their tame Pigeons. The flat piece below the whistle is inserted between the two central tail-feathers, which are then tied together with thread to

prevent the whistles from slipping off. A quill thrust through the little round hole in the flat piece makes it all secure.

One is always told that the object of the whistles is to scare away hawks, and no doubt that is one reason, but in almost every flock of tame pigeons three or four carry whistles, and I think the owners like the sound of them. There are pigeons that are let out at night, and I have heard the whistles overhead in the dark when there are certainly no hawks about. These night-flying birds are uncommon and a high price is asked for them.

The whistles are never attached to birds used as carriers, as it impedes the flight to a certain extent, and so tires the bird and induces loitering, but it is at such times that the birds are most exposed to the attacks of falcons. I have been told that in the case of important messages they are sent in duplicate so as to allow for "casualties."

Swinhoe mentions these whistles as common in Peking, so no doubt they are used all over China.

Mr. CHARLES CHUBB exhibited, on behalf of Dr. Percy R. Lowe, a portrait of the late Colonel H. M. Drummond Hay, who was the first President of the British Ornithologists' Union. The photograph was formerly the property of the late Sir William H. Flower, K.C.B., F.R.S., and was presented to the British Museum (Natural History) by Major Stanley Flower.

Dr. H. LANGTON exhibited *Belon du Mans* (Pierre) 'L'histoire de la nature des oiseaux, avec leur descriptions et naïfs portraits retirez du naturel,' 1555. Also some original drawings, Birds (water colour). Probably all painted by Broadbent—a great many signed (Bloomfield collection), 1778–1792.

Dr. C. B. TICEHURST drew attention to the Danish Ornithological Society's Magazine ('Dansk Ornithologisk Forenings Tidsskrift') and remarked that he never saw any mention of it or review in 'The Ibis,' and called attention

of the members to the interesting and important papers this Society (of which he was an original member) from time to time published. In the number which he showed was an excellent account with photographs of the nesting of the Goosander and Goldeneye in Finland by Mr. Einari Merrikallis, which he thought would interest members. Mr. Merrikallis drew attention in this paper to the fact that in the part of Finland he visited the Goosander, through deforestation, had been driven to nest in other places than in hollow trees, and that in this district (Bottn Bay) they utilized the lofts of fishing-huts, barns, and sheds, also stone heaps near water, entrance to the lofts being made through missing slats in the roof. The Goldeneye, however, seems to be more wedded to hollow trees and less necessitous of the neighbourhood of water, and so has pushed further afield away from colonization. In fact, he only knows of one instance of the Goldeneye not nesting in a hollow tree—where the birds bred in a church! Formerly, he only knew of one instance of the Goldeneye nesting away from water, but now apparently they frequently do so, owing to the shortage of hollow trees. It is, of course, well known that the farmers here and in Lapland farm the Goldeneye for its eggs, putting up nest-boxes for the purpose. Mr. Merrikallis cites an instance of a Goldeneye nesting in a nest-box placed against a telephone-pole 10 metres from the farmhouse window—they successfully hatched out. Another nest-box he had under observation was in the farm premises close to a waggon-road and placed about 8 feet up, against the trunk of a spruce. He had already proved that newly-hatched chicks could climb up without assistance the steep sides of a vessel 32 cmm. high, and by careful watching he was able to prove in what way the young reached the ground. Various writers have recorded, apparently on hearsay, that they are carried down in the female's bill. What happened at this nest-box was this: the female flew up to the entrance-hole and remained there about ten minutes, and then fluttered down to the ground about 10 metres distance from the tree; immediately afterwards

two chicks appeared at the entrance and cast themselves forth, fluttering down to the ground at an angle of about 45 degrees, the other chicks quickly followed in succession, the female then led the brood off. This took place about 9 A.M. The chicks were apparently able, by use of claws and wings, to scramble up the steep sides of the nest-box some 30 cm. high. Goldeneyes frequently settle on the top of the nest-boxes, and even on the boughs of the spruce.

Dr. C. B. TICEHURST also called attention to the recent statements made (in Parliament and in the Press) regarding Egret farms in India in connection with the Plumage Bill, and made the following observations:—I have seen it stated that no serious naturalist believes in the existence of these farms, and if birds are kept at all in captivity it is done as a cloak to show European officials. These statements are entirely erroneous. Everyone who takes any interest in these matters, as well as ordinary sportsmen, are in Sind, perfectly well acquainted with the existence of these Egret farms, and there is no shadow of doubt about their existence. When I was stationed at Karachi I made a good many enquiries concerning them, and gathered a good bit of information concerning them. Since nearly all are situated in the exactly opposite corner of Sind to Karachi, and in very inaccessible places, I did not personally have the pleasure of inspecting them myself. But my friend Mr. Gordon, Canal Engineer at Jacobabad and later at Mirpurkhas, has visited one or more farms on several occasions, and at my request did so again, to get answers to my queries on the subject on the spot. Full details of the Egret Farms in Sind will be given in my forthcoming paper on the Birds of Sind, but I will give now just a short *résumé* of it. The birds kept are said to have come originally from Bahawalpur district at the commencement of the industry 15–16 years ago. They are kept in reed-screen huts with full use of wings and eyes; in the huts native beds (*charpoys*) are put, on which the birds breed in colonies, sticks being put into the aviary for

nest-purposes. The huts are 70 feet by 35 feet, holding 300 birds. Several families are employed catching fish for the birds, tending them, and keeping off jackals and foxes, etc. The young reared in captivity go towards increasing the stock. The plumes appear about March, and these are pulled out about July, two pluckings of plumes take place in summer and two in winter. The plumes are graded, the best fetch about 200 rupees per tola.

The killing of Egrets, and then the catching of live birds and sewing up their eyes, was put a stop to years ago by the order of Sir Evan James, then Commissioner in Sind, and I can confidently say that no Egrets are nowadays shot in Sind—indeed, very few Sindhis are allowed the use of firearms.

The exportation of Egret plumes has been stopped, but I understand the plumes from Sind are sold in India to various royal households.

Obviously the plucking of plumes does not affect the birds much or they would cease to breed, which they do not, as two or three broods are reared each year by taking away the young and hand-rearing them.

A small bunch of plumes was handed round for inspection. An account, perfectly genuine with genuine photographs of the Sind Egret farms, appeared in the Bombay Natural History Society's Journal some years ago by Mr. Birch.

Mr. E. C. STUART BAKER said that the quantity of Egret plumes produced by farmed birds at the present time was infinitesimal, as compared with the quantity obtained from killed birds. He had examined a large number of trade plumes, most of which were undoubtedly taken from killed birds. Such plumes were readily distinguished from moulted plumes. He doubted the possibility of the birds producing four sets of breeding plumes in the year.

Mr. J. L. BONHOTE related some of his experiences with regard to the re-introduction of the Buff-backed Heron into Egypt, and pointed out that birds kept in aviaries bred and

reared their young very readily, and that a fair proportion of the young birds liberated made their home near the place where they had been bred. Two and sometimes three broods were reared in the season\*. In view of these facts Mr. Bonhote saw no practical difficulty in having commercial Egret farms in suitable localities, though whether it would pay as a commercial proposition would obviously depend on the cost of their food and the plumes. He hoped that the trade might be treated tactfully with a view of getting a Bill passed, rather than that the Bill should be shelved owing to their active hostility.

The Rev. F. C. R. JOURDAIN pointed out that the plumes most highly valued in the trade were not those of the smaller species, but of the Great White Heron (*Egretta alba*), and that there was no evidence of the species having bred in captivity. As there was a ready market for its plumes in the countries where it bred, the Bill would have no effect in stopping its destruction.

The Rev. F. C. R. JOURDAIN exhibited a clutch of eggs of *Emberzia pyrrhuloides korejewi* Sar., taken by Mr. P. A. Buxton at Enzeli, Caspian Sea, June 27th, 1919. The nest was an untidy grass nest in brambles, lined with horsehair, and about 10 in. from the ground. The eggs are like boldly marked Reed-Buntings' eggs and average  $21.1 \times 15.5$  mm. : max.  $21.7 \times 15.6$  ; min.  $20.7 \times 15.5$  and  $21.1 \times 15.1$  mm.

A clutch of three eggs of the Moorish Brown Owl (*Strix aluco mauritanica* With.), taken by Capt. W. M. Congreve and the exhibitor in the Forest of Mamara, Marocco, April 23rd, 1920, was also shown. The eggs were laid in an old Raven's nest in a cork oak, about 22 ft. from the ground, and the sitting bird clearly identified. The eggs measure  $43.7 \times 38.6$ ,  $45 \times 39$ , and  $44.7 \times 37.8$  mm. The eggs of both forms have been hitherto undescribed.

\* Details have been published in the 'Report of the Zoological Service of Egypt for the Years 1914-18,' p. 79 (1920).

Mr. JOURDAIN added that two nests of the Moorish Marsh-Owl (*Asio capensis tingitanus*) were also found by himself and Captain Congreve during their recent visit to Morocco.

Mr. P. F. BUNYARD exhibited an exceptionally beautiful clutch of five eggs of the Yellow Hammer, taken by himself in Surrey, in which the typical vein-markings were almost wholly replaced by large suffused blotches of rich reddish-brown almost covering the broader parts. Very large underlying markings of lead-grey were conspicuous on some of the eggs. A very remarkable clutch of eggs of the Magpie from the Continent, with richly pigmented caps of rich black-brown, the remaining portions being almost without markings. Also a Cuckoo's egg with four eggs of Tree-Sparrow, taken by Mr. L. W. Leader at Banham, Norfolk, May 30th, 1918, from a pollarded willow, 5 ft. to 6 ft. high, the only record for the British Islands so far as the exhibitor was aware, although a clutch from the Continent was recorded in the 'Catalogue of Birds Eggs Nat. His. Mus.'

The Cuckoo's egg above-mentioned was typical of the common greyish form, and resembled slightly the eggs of the foster parent in ground-colour. Its weight was 0.222 mg.

Dr. H. LANGTON recorded the shooting of a female Buffel-headed Duck by Miss Dorrien Smith on Great Pool, Tresco, Isle of Scilly, on January 17th, 1920. It was in the company of some Teal.

Mr. CHARLES CHUBB sent the following descriptions of South African birds:—

*Atticora fucata roraimæ*, subsp. nov.

*Adult male.* Differs from *Atticora fucata fucata* (Temm.), in being paler on the upper surface, the rufous on the head and throat is brighter in colour, and the wing and tail measurements are smaller.

Total length 105 mm., exposed culmen 5, wing 96, tail 42, tarsus 10.

*Habitat.* Mount Roraima, British Guiana.

me / The type, which is in the McConnell collection, was collected by Mr. F. V. Connell during his expedition to Mount Roraima in October, 1898.

**Henicorhina leucosticta hauxwelli**, subsp. nov.

*Adult female.* Differs from *H. leucosticta leucosticta* in being darker on the upper surface and flanks and smaller in wing-measurement.

Total length 99 mm., exposed culmen 14, wing 49, tail 23, tarsus 20.

*Habitat.* East Peru and East Ecuador.

The type, which is in the British Museum, was collected at Elvira, East Peru, by J. Hauxwell (Salvin-Godman collection).

Dr. C. B. TICEHURST communicated the following description of two new races of Indian birds:—

(1) **Crateropus terricolor sindianus**, subsp. nov.

Like *C. t. terricolor*, but altogether paler. Upper parts paler and greyer, dark streaks ill-defined or almost obsolete; throat paler dusky grey; belly paler cream-colour, flanks paler.

No difference in measurements.

*Type loc.* Karachi, Sind.

*Type-specimen* in coll. C. B. Ticehurst, no. I. 1424, ♂, Karachi, 2. 4. 1919.

*Distribution.* Sind, Mt. Aboo, Punjab.

None of the various names of this Babbler are referable to this race. I have doubtfully accepted Hodgson's name of *terricolor* for this species, but it appears to me that the first reference (J. A. S. B.) to *terricolor* hadly amounts to a diagnosis.

If it should stand, Nepal is the type-locality of the typical race. This is, of course, the Babbler known, by some of the older authors as *Crateropus canorus*, which Gray years ago pointed out was a Chinese species. Hume was conscious of the fact that Sind birds were not typical *terricolor*, but finally lumped all the races together.



(2) *Prinia flaviventris sindianus*, subsp. nov.

Similar to *Prinia flaviventris flaviventris*, but paler; less intense ("saturated") olive-green above especially on the rump; rather paler yellow on belly, flanks, and vent. Bill noticeably shorter: 11–12·5 mm. from the base, as against 13 (seldom), 13·5–14 mm. usually in the typical race. The difference in size of the bill is more marked to the eye than measurements show.

*Type-locality.* Sukkur, Sind.

*Type-specimen.* ♂, Sukkur, Sind, 20. 2. 1879, collected by Col. Butler; in British Museum (86. 10. 1. 1568).

*Distribution.* Sind (local in Indus Valley and canal area) and at Bannu in N.W.F. Province.

The type of *Prinia flaviventris flaviventris* is from N. Bengal.

It is not surprising that the Sind birds have segregated into a recognisable race, as they are apparently cut off from the typical race by the whole of the centre of India. It must occur in suitable places in the lower Punjab, whence, however, there are no records.

---

### GENERAL INDEX.

A General Index to the 'Bulletin' covering volumes 16 to 39 is now ready and can be obtained, price £1, from the publishers, Messrs. Witherby & Co., 326 High Holborn, W.C.

The cost of production of this important volume has been very considerable and a serious tax upon the funds of the Club; it is hoped therefore that all members will subscribe for a copy, without which their series of the 'Bulletin' will be incomplete.

---

The next Meeting of the Club will be held on Wednesday, the 13th of October, 1920, at PAGANI'S RESTAURANT, 42–48 Great Portland Street, W. 1, the Dinner at 7 p.m. Members intending to dine are requested to inform the Hon. Secretary, Dr. Philip Gosse, at 25 Argyll Road, Kensington, W. 8.

[N.B.—Members who intend to make any communication at the next Meeting of the Club are requested to give notice *beforehand* to the Editor at 34 Elsworthy Road, South Hampstead, N.W., and to place in his hands not later than at the meeting MSS. for publication in the Bulletin.]

---

#### ANNUAL GENERAL MEETING.

The Annual General Meeting of the B. O. Club will be held on October 13th, 1920, at Pagani's Restaurant at 5 p.m. The usual notice will be sent to each member in due course.

	(Signed)	
ROTHSCHILD,	D. SETH-SMITH,	PHILIP GOSSE,
<i>Chairman.</i>	<i>Editor.</i>	<i>Sec. &amp; Treas.</i>

# INDEX.

[Names of new species and subspecies are indicated by clarendon type under the generic entry only.]

- abbotti*, *Spilornis cheela*, 40.  
*Acanthiza clelandi*, 121.  
 ——— *lineata alberti*, nom. n., 121.  
 ——— *goulburni*, 106.  
 ——— **whitei**, subsp. n., 106.  
 ——— *nana burtoni*, nom. n., 121.  
 ——— **clelandi**, subsp. n., 106.  
 ——— *nana*, 106.  
 ——— **pusilla bunya**, subsp. n., 105.  
 ——— *pusilla*, 105.  
 ——— *whitei*, 121.  
*Acanthogenys rufogularis flavacanthus*, 76.  
 ——— **woolundra**, subsp. n., 76.  
*Accipiter nisus*, 34.  
*adiabonensis*, *Hedydipna*, 94.  
*Ægialitis alexandrinus*, 85.  
 ——— *dealbatus*, 85.  
 ——— *seebohmi*, 85.  
*Ægithina tiphia*, 77.  
*Ælurædus buccoides geislerorum*, 124.  
 ——— *melanotis maculosus*, 124.  
 ——— *melanocephalus*, 124.  
*Æstelata hesitata*, 10.  
*æthiopicus*, *Threskiornis*, 105.  
*affinis*, *Colius striatus*, 26.  
 ———, *Pericrocotus speciosus*, 116.  
 ———, *Poliospiza affinis*, 104.  
**Alæmon hamertoni altera**, subsp. n., 49.  
 ——— *hamertoni*, 49.  
 ——— **tertia**, subsp. n., 49.  
*alba*, *Egretta*, 154.  
 ——— *alba*, *Motacilla*, 88.  
 ——— *lugubris*, *Motacilla*, 88.  
*alberti*, *Acanthiza*, 121.  
*albertisi cerviniventris*, *Drepanornis*, 123.  
 ——— *geisleri*, *Drepanornis*, 123.  
*albicollis*, *Legatus*, 42.  
*albidus*, *Falco*, 39.  
 ———, *Spilornis cheela*, 39.  
*albiloris*, *Pachyrhamphus*, 73.  
*albogularis*, *Ophrydornis*, 17.  
 ——— *albogularis*, *Francolinus*, 140.  
 ——— *gambagæ*, *Francolinus*, 140.  
 ——— *moultoni*, *Ophrydornis*, 17.  
*albus*, *Porphyrio*, 147.  
*Alca torda*, 34.  
*alexandrinus*, *Ægialitis*, 85.  
*altumi*, *Bradypterus*, 22.  
*aluco harterti*, *Syrnium*, 50.  
 ——— *nivicola*, *Syrnium*, 50.  
*ambigua*, *Cisticola robusta*, 104.  
*Ammoperdix heyi*, 3.  
 ——— *cholmleyi*, 4.  
 ——— *heyi*, 4.  
 ——— **nicolli**, subsp. n., 4.  
*Ampelis nivea*, 107.  
 ——— *variegatus*, 107.  
**Amydrus montanus**, sp. n., 52.  
 ——— *morio rüppeli*, 52.  
 ——— *tenuirostris*, 52.  
**Anaplectes jubaensis**, sp. n., 94.  
*andamanensis*, *Corvus coronoides*, 124.  
*Anhinga rufa rufa*, 105.  
*Anser magellanicus*, 147.  
*ansorgei*, *Charitillas*, 95.  
 ———, *Sarothrura rufa*, 8.  
**Anthus blayneyi**, sp. n., 56.  
 ——— *brachyurus*, 56.  
 ——— *calthrope*, 56.  
*Anuropsis malaccensis exsanguis*, 69.  
 ——— *malaccensis*, 69.  
 ——— *nesites*, 69.  
 ——— **saturata**, subsp. n., 68.  
*Apalis flaviventris*, 104.  
*Aphanapteryx*, 146, 147.  
 ——— *bonasia*, 147.

- Aphelocephala castaneiventris castanei-*  
*ventris*, 75.  
—— **minilya**, subsp. n., 75.  
*apivorus*, *Pernis*, 33.  
*apoda*, *Paradisea*, 147.  
—— *novæguineæ*, *Paradisea*, 66.  
—— *raggiana*, *Paradisea*, 66.  
*Apteryx australis mantelli*, 134.  
*Apus apus*, 58.  
—— *marwitzi*, 58.  
—— *nakuruensis*, 58.  
—— *nyanzæ*, 58.  
—— *pekinensis*, 58.  
—— *roehli*, 58.  
*apus shelleyi*, *Micropus*, 49.  
*Aquila chrysaëtus*, 44.  
*archeri*, *Heteromirafra*, 64.  
*arctica*, *Fratercula*, 34.  
*arquata*, *Cisticola cisticola*, 119.  
Asiatic Golden Plover, 105.  
*Asio capensis tingitanus*, 155.  
*Astrapia rothschildi*, 123.  
*Astur tachiro tousseneli*, 10.  
*asturinus*, *Spilornis*, 41.  
*Athene noctua mira*, 118.  
—— *noctua*, 118.  
*atlas*, *Eriothacus rubecula*, 32.  
——, *Sitta europæa*, 32.  
*atra*, *Manucodia atra*, 123.  
*atricapillus*, *Butorides striatus*, 104.  
*Atticora fucata*, 155.  
—— **roraimæ**, subsp. n.,  
155.  
*augustæ-victoriæ*, *Paradisea*, 123.  
*aurimacula*, *Turdus citrinus*, 52.  
*australis mantelli*, *Apteryx*, 134.  
*azurea*, *Poliositta*, 17.  
—— *expectata*, *Poliositta*, 17.  
—— *nigriventris*, *Poliositta*, 17.
- bacha*, *Falco*, 39.  
——, *Spilornis cheela*, 39.  
*bactriana*, *Pica pica*, 124.  
*badia*, *Halcyon*, 28.  
—— *budongoensis*, *Halcyon*, 28.  
*badiceps badiceps*, *Eremomela*, 92.  
—— *turneri*, *Eremomela*, 92.  
*Balearica pavonina*, 105.  
*balearica*, *Loxia curvirostra*, 29.  
——, *Sylvia sarda*, 29.  
*barakæ*, *Campothera tæniolæma*, 96.  
*Barbatula jacksoni*, 104.  
*barbatus*, *Serinus icterus*, 56.  
*Barnardius zonarius semitorquatus*,  
44.  
—— **woolundra**, subsp. n.,  
44.  
*Bias musicus*, 24.
- Bias musicus changamwensis***,  
subsp. n., 24.  
—— *feminina*, 24.  
*bido*, *Falco*, 39.  
——, *Spilornis cheela*, 37, 39.  
Bittern, 104.  
*blaynei*, *Anthus*, 56.  
*blythi meeki*, *Opopsitta*, 66.  
——, *Opopsitta diophtalma*, 65.  
——, *meeki*, 66.  
*bonasia*, *Aphanapteryx*, 147.  
*borbonica*, *Didus*, 146, 147.  
*bottanensis*, *Pica pica*, 125.  
*Brachypteryx malaccensis*, 69.  
*brachyurus*, *Anthus*, 56.  
***Bradypterus altumi***, sp. n., 22.  
—— **yokanæ**, sp. n., 21.  
—— *brama*, *Carine brama*, 60, 61.  
—— *fryi*, *Carine*, 60, 61.  
*brevirostris*, *Muscipeta*, 116.  
——, *Pericrocotus*, 116.  
—— *neglectus*, *Pericrocotus*, 117.  
—— *styani*, *Pericrocotus*, 117.  
*britannica*, *Carduelis carduelis*, 142.  
——, *Sitta europæa*, 32.  
*buccoides geislerorum*, *Ælurædus*, 124.  
*budongoensis*, *Halcyon badia*, 28.  
Buff-backed Heron, 153.  
Buff-headed Duck, 155.  
Bunting, Lapland, 105.  
*bunya*, *Acanthiza pusilla*, 105.  
——, *Sericornis magnirostris*, 106.  
*burtoni*, *Acanthiza nana*, 121.  
*Butorides striatus atricapillus*, 104.
- cæruleus harterti*, *Parus*, 119.  
—— *ogliastræ*, *Parus*, 119.  
*cæsia*, *Sitta europæa*, 32.  
*calidus*, *Drymoipus*, 113.  
***Calloprocnias***, gen. n., 107.  
—— *tricarunculatus*, 108.  
*calthrope*, *Anthus*, 56.  
***Campothera loveridgei***, sp. n.,  
139.  
—— *nubica*, 139.  
—— **tæniolæma barakæ**, subsp.  
n., 96.  
—— *tæniolæma*, 96.  
*canorus*, *Crateropus*, 155.  
*canus gyldenstolpei*, *Gecinus*, 12.  
—— *hessei*, *Gecinus*, 12.  
—— *jacobsii*, *Gecinus*, 12.  
—— *microrhynchus*, *Gecinus*, 12.  
—— *robinsoni*, *Gecinus*, 13.  
*capensis medianus*, *Smithornis*, 24.  
—— *meinertzhageni*, *Smithornis*, 24.  
—— *tingitanus*, *Asio*, 155.  
Capercaillie, 71.

- Caprimulgus fossei*, 105.  
 — *frenatus*, 25.  
 — **keniensis**, sp. n., 25.  
 — *natalensis chadensis*, 105.  
 — *nigriscapulatus*, 105.  
 — **nubicus taruensis**, subsp. n., 25.  
 — — *torridus*, 25.  
*Carduelis carduelis britannica*, 142.  
 — — *parva*, 118.  
 — — *weigoldi*, 118.  
*Carine brama brama*, 60, 61.  
 — — **fryi**, subsp. n., 60, 61:  
 — — *pulchra*, 60, 61.  
*carteri*, *Demiogretta matook*, 75.  
*carunculatus*, *Creadion*, 124.  
*caryocatactes*, *Nucifraga*, 127.  
*Casmarhynchus*, 107.  
*castaneicollis*, *Francolinus*, 141.  
 — *ogoensis*, *Francolinus*, 141.  
*castaneiventris castaneiventris*, *Aphelocephala*, 75.  
 — — *minilya*, *Aphelocephala*, 75.  
*castanotis hartogi*, *Tæniopygia*, 76.  
 — *roebucki*, *Tæniopygia*, 76.  
*caudata*, *Pyrrhula*, 98, 99.  
 — — *Serpophaga*, 61.  
*caurina*, *Galloperdix*, 19.  
*cecile hartogi*, *Corvus*, 76.  
 — *marngli*, *Corvus*, 76.  
*celebensis*, *Pernis celebensis*, 41.  
 — — *steerei*, *Pernis*, 41.  
*Cercococcyx mechowi mechowi*, 7, 8.  
 — — **wellsi**, subsp. n., 7.  
*Cercomela dubia*, 49.  
 — — *fuscicaudata*, 91.  
 — — *melanura*, 49.  
 — — *scotocerca*, 49.  
 — — **spectatrix**, sp. n., 49.  
 — — **turkana**, sp. n., 91.  
*Certhia brachydactyla mauretanicæ*, 118.  
 — — — *ultramontana*, 118.  
*cervicalis*, *Opopsitta diophthalma*, 66.  
*cerviniventris*, *Chlamydera*, 123.  
 — — — *Drepanornis albertsi*, 123.  
*chadensis*, *Caprimulgus natalensis*, 105.  
*chalybata orientalis*, *Manucodia*, 123.  
*changamwensis*, *Bias musicus*, 24.  
*chapmani*, *Pachyrhamphus*, 74.  
*Charitillus ansorgei*, 95.  
 — — **kavirondensis**, sp. n., 95.  
*chamosyna kwanukæ*, *Estrilda*, 55.  
 — — *pallidior*, *Estrilda*, 55.  
*cheela*, *Falco*, 38.  
 — — *abboti*, *Spilornis*, 40.  
 — — *albidus*, *Spilornis*, 39.  
 — — *bacha*, *Spilornis*, 39.  
 — — *bido*, *Spilornis*, 37, 39.  
 — — *cheela*, *Spilornis*, 37, 38, 39.  
*cheela davisoni*, *Spilornis*, 38, 39.  
 — — *hoya*, *Spilornis*, 39.  
 — — *kinabaluensis*, *Spilornis*, 37, 40.  
 — — *palawanensis*, *Spilornis*, 38, 40.  
 — — *pallidus*, *Spilornis*, 40.  
 — — *ricketti*, *Spilornis*, 37, 39.  
 — — *rutherfordi*, *Spilornis*, 39.  
 — — *salvadorii*, *Spilornis*, 40.  
 — — *spilogaster*, *Spilornis*, 39.  
*cherriei*, *Rhynchoicyclus sulphuracens*, 108.  
*Chlamydera cerviniventris*, 123.  
 — — **maculata nova**, subsp. n., 76.  
 — — — *subguttata*, 76.  
 — — — *nuchalis oweni*, 123.  
*Chloropeta storeyi*, 104.  
**Chlorophoneus elgeyuensis**, sp. n., 23.  
 — — *nigrifrons*, 23.  
*cholmleyi*, *Ammoperdix heyi*, 4.  
*chrysaëtus*, *Aquila*, 44.  
*Ciccinnurus regius*, 147.  
*cinereiventris*, *Pachyrhamphus*, 73, 74.  
*Cinnyris habessinicus habessinicus*, 94.  
 — — — **turkanæ**, subsp. n., 94.  
*Circaëtus sulaensis*, 41.  
*Cisticola cisticola arguata*, 119.  
 — — — *cisticola*, 119, 120.  
 — — — **harterti**, nom. n., 120.  
 — — — *jordansi*, 119.  
 — — — *robusta*, 113.  
 — — — *ambigua*, 104.  
*citrimus aurimacula*, *Turdus*, 52.  
 — — *courtoisi*, *Turdus*, 52.  
*clamosus*, *Crateropus melanops*, 95.  
*clarkei*, *Ithaginis*, 67.  
*clelandi*, *Acanthiza*, 121.  
 — — — *nana*, 106.  
*clementii*, *Iyngipicus pygmæus*, 51.  
*colchicus hemptinnii*, *Phasianus*, 51.  
*Cotius leucocephalus*, 27.  
 — — — **turneri**, subsp. n., 27.  
 — — — *striatus affinis*, 26.  
 — — — **kikuyuenis**, subsp. n., 27, 105.  
 — — — **mombassicus**, subsp. n., 26.  
 — — — **ugandensis**, subsp. n., 26.  
*collingwoodi*, *Rhynchoicyclus flaviventris*, 108.  
*collurio*, *Lanius*, 44.  
*Comatibis eremita*, 146.  
*connectens*, *Gecinivittatus*, 13.  
*cooki*, *Laniarius ruficeps*, 23.  
*corax*, *Corvus*, 126, 131, 132.  
 — — — *hispanus*, *Corvus*, 131.  
 — — — *islandicus*, *Corvus*, 131.  
 — — — *lawrencii*, *Corvus*, 131.

- corax pallescens*, *Corvus*, 131.  
 — *principalis*, *Corvus*, 131.  
 — *sardonius*, *Corvus*, 131.  
 — *sardus*, *Corvus*, 131.  
 — *tingitanus*, *Corvus*, 131.  
 — *umbrinus*, *Corvus*, 131.  
 — *valachus*, *Corvus*, 131.  
*Corcorax melanocephalus*, 124.  
*cornix*, *Corvus*, 126, 131.  
 — — × *C. corone*, 129.  
*coronata*, *Ifrita*, 134.  
*corone*, *Corvus*, 126.  
*coronoides*, *Corvus*, 124.  
 — *andamanensis*, *Corvus*, 124.  
 — *culminatus*, *Corvus*, 124.  
 — *intermedius*, *Corvus*, 124.  
 — *levaillanti*, *Corvus*, 124.  
***Corvus cecilæ harterti***, subsp. n.,  
 76.  
 — — *marngli*, 76.  
 — — *corax*, 126, 131, 132.  
 — — *corax*, 131.  
 — — *hispanus*, 131.  
 — — *islandicus*, 131.  
 — — *lawrencii*, 131.  
 — — *principalis*, 131.  
 — — *sardus*, 131.  
 — — *tingitanus*, 131.  
 — — *umbrinus*, 131.  
 — — *cornix*, 126, 131.  
 — — *cornix*, 131.  
 — — *pallescens*, 131.  
 — — *sardonius*, 131.  
 — — *valachus*, 131.  
 — — *corone*, 126.  
 — — × *C. cornix*, 129.  
 — — *coronoides*, 124.  
 — — *andamanensis*, 124.  
 — — *culminatus*, 124.  
 — — *intermedius*, 124.  
 — — *levaillanti*, 124.  
 — — *frugilegus*, 126.  
 — — *monedula*, 126.  
 — — *scapulatus*, 105.  
*Corythornis cristata cyanostigma*, 104.  
***Cosmopsaris regius donaldsoni***, subsp. n., 52.  
 — — *regius*, 52.  
*costaricensis*, *Pachyrhamphus*, 74.  
*courtoisi*, *Turdus citrinus*, 52.  
*Crateropus canorus*, 156.  
 — — ***melanops clamorus***,  
 subsp. n., 95.  
 — — *sharpei*, 95.  
 — — ***terricolor sindianus***,  
 subsp. n., 156.  
 — — *terricolor*, 156.  
*Creadion carunculatus*, 124.  
*cristata*, *Pseudotadorna*, 147.  
 — — *cyanostigma*, *Corythornis*, 104.  
*cristata pallida*, *Galerida*; 120.  
*cristatus ruficollis*, *Pernis*, 42.  
 — — *scoticus*, *Parus*, 119.  
 — — *weigoldi*, *Parus*, 119.  
 Crossbill, 104.  
 Cuckoo, 155.  
*culminatus*, *Corvus coronoides*, 124.  
*cupreipennis*, *Lamprolaima*, 5, 6.  
*curvirostra balearica*, *Loxia*, 29.  
*cyanostigma*, *Corythornis cristata*, 104.  
*Cyclopsitta diophthalma*, 65.  
 — — *godmani*, 66.  
  
*davidi*, *Pterorhinus*, 33.  
*davisoni*, *Spilornis cheela*, 38, 39.  
*dealbatus*, *Ægialitis*, 85.  
*Deconychura*, 107.  
*delalandei delalandei*, *Vinago*, 20, 21.  
 — — *granti*, *Vinago*, 20.  
*Demiegretta matook carteri*, 75.  
 — — *tormenti*, 75.  
***Dendrocinclopa***, gen. n., 107.  
 — — *guianensis*, 107.  
*Dendrocitta himalayensis*, 125.  
 — — *sinensis*, 125.  
*dentirostris*, *Scenopætes*, 124.  
*desmaresti blythi*, *Opopsitta*, 65.  
 — — *cervicalis*, *Opopsitta*, 65.  
 — — *desmaresti*, *Opopsitta*, 65.  
 — — *edwardsi*, *Opopsitta*, 65.  
 — — *godmani*, *Opopsitta*, 65.  
 — — *occidentalis*, *Opopsitta*, 65.  
 — — *salvadorii*, *Opopsitta*, 65.  
 — — *Opopsitta diophthalma*, 65.  
***Dicrurus elgonensis***, sp. n., 95.  
 — — *leucophaeus hopwoodi*, 125.  
 — — *sharpei*, 95.  
*Didus borbonica*, 146, 147.  
*Dinornis maximus*, 133.  
*Diomedea melanophrys*, 36.  
*diophthalma*, *Opopsitta*, 65.  
*Diphyllodes magnifica hunsteini*, 123.  
*Dissemurus paradiseus*, 125.  
 Diver, 105.  
*dohertyi*, *Telephonus senegalus*, 104.  
*domesticus*, *Passer*, 60.  
*donaldsoni*, *Cosmopsaris regius*, 52.  
*dorsostrigatus*, *Serinus*, 56.  
*Drepanornis albertisi cerviniventris*,  
 123.  
 — — *geisleri*, 123.  
*dresseri*, *Rupisitta*, 138.  
 — — *Sitta neumayeri*, 137, 138.  
*Drymæpus rufescens*, 113.  
*Drymoica jerdoni*, 113.  
 — — *neglecta*, 113.  
 — — *robusta*, 113.  
 — — *valida*, 113.  
*Drymoipus calidus*, 113.

- Drymoipus insignis*, 113.  
 — *validus*, 113.  
*Dryodromus rufifrons rufifrons*, 93.  
 — — **turkanæ**, subsp. n., 93.  
*dubia*, *Cercomela*, 49.  
 Duck, Buffel-headed, 155.  
  
*edwardsi*, *Opopsitta diophthalma*, 65.  
 Egret, 152, 153, 154.  
*Egretta alba*, 154.  
*eisenhoferi*, *Gecinus vittatus*, 13.  
*elegans elegans*, *Eremomela*, 92.  
 — *elgonensis*, *Eremomela*, 92.  
*elgeyuensis*, *Chlorophoneus*, 23.  
*elgini*, *Hæmatornis*, 40.  
 —, *Spilornis*, 40.  
*elgonensis*, *Dicrurus*, 95.  
 —, *Eremomela elegans*, 92.  
*elliotti*, *Pernis*, 42.  
*Emberiza pyrroluloides korejewi*, 154.  
 — *schœniclus canneti*, 29.  
***Empidonomus varius parvirostris***, subsp. n., 75.  
 — — *varius*, 75.  
*erckeli*, *Francolinus*, 141.  
 — *pentoni*, *Francolinus*, 141.  
*eremita*, *Comatibis*, 146.  
*Eremomela badiceps badiceps*, 92.  
 — — **turneri**, subsp. n., 92.  
 — *elegans elegans*, 92.  
 — — *elgonensis*, subsp. n., 92.  
***Erethacus rubecula atlas***, subsp. n., 32.  
 — — *rubecula*, 32, 120.  
*erlungeri*, *Tschagra senegala*, 50.  
***Estrilda charmosyna kiwanukæ***, subsp. n., 55.  
 — — *pallidior*, 55.  
*europæa atlas*, *Sitta*, 32.  
 — *britannica*, *Sitta*, 32.  
 — *cæsia*, *Sitta*, 32.  
 — *griseiventris*, *Sitta*, 142.  
 — *nagaensis*, *Sitta*, 142.  
*examinatus*, *Rhynchocyclus*, 108.  
*exsanguis*, *Anuroptis malaccensis*, 69.  
  
*Falcinellus striatus meyeri*, 123.  
*Falco albidus*, 39.  
 — *bacha*, 39.  
 — *bido*, 39.  
 — *cheela*, 38.  
 — *subbuteo*, 36.  
 — *tinnunculus tinnunculus*, 72.  
*fayi*, *Pycnonotus tricolor*, 105.  
*feminina*, *Bias musicus*, 24.  
*finshi*, *Paradisæa minor*, 123.  
*flaviprymna*, *Munia*, 90.  
*flaviventris*, *Apalis*, 104.  
  
*flaviventris flaviventris*, *Prinia*, 157.  
 — *gloriosus*, *Rhynchocyclus*, 108.  
 — *sindianus*, *Prinia*, 157.  
 —, *Rhynchocyclus flaviventris*, 108.  
*fohkiensis*, *Pericrocotus speciosus*, 116.  
 —, *Spizaetus nipalensis*, 37.  
*fossei*, *Caprimulgus*, 105.  
*Francolinus albogularis albogularis*, 140.  
 — — **gambagæ**, subsp. n., 140.  
 — — **castaneicollis ogoensis**, subsp. n., 141.  
 — — **erckeli pentoni**, subsp. n., 141.  
 — — *natalensis natalensis*, 140.  
 — — **neavei**, subsp. n., 140.  
 — — *sephæna sephæna*, 140.  
 — — **zambesiæ**, subsp. n., 140.  
*Fratercula arctica*, 34.  
*fraterculus*, *Pericrocotus speciosus*, 116.  
*Fregattornis grallarius innominatus*, 77.  
 — — *insularis*, 77.  
*frontalis loitanus*, *Sporopipes*, 54.  
*frugilegus*, *Corvus*, 126.  
*fryi*, *Carine brama*, 60, 61.  
*fucata roraimæ*, *Atticora*, 155.  
*fulicata*, *Thamnobia*, 77.  
*fumigatus*, *Uragus sibiricus*, 99, 101.  
  
*gaikwari*, *Sylvietta*, 92.  
*Galerida cristata pallida*, 120.  
 — *thecklæ thecklæ*, 120.  
*Galloperdix caurina*, 19.  
 — — *spadicea caurina*, 18.  
 — — *spadicea*, 18.  
 — — **stewarti**, subsp. n., 18.  
*gambagæ*, *Francolinus albogularis*, 140.  
*gangetica*, *Suya*, 113.  
 Gannet, 104.  
*Garrulax pectoralis*, 11, 12.  
 — — *melanotis*, 12.  
 — — **meridionalis**, subsp. n., 11.  
*Garrulus glandarius œnops*, 124.  
 — — *rufitergum*, 127.  
*Gecinus canus gyldenstolpei*, 12.  
 — — *hessei*, 12, 13.  
 — — **jacobsii**, subsp. n., 50.  
 — — *microrhynchus*, 121.  
 — *ricketti*, 50.  
 — **vittatus connectens**, subsp. n., 13.  
 — — *eisenhoferi*, 13.  
 — — *vittatus*, 13.  
 Geese, 105.  
*geislerorum*, *Ælurædus buccoides*, 124.  
***Geobasilus reguloides nosa***, subsp. n., 106.

- Geobasilus reguloides squamata*, 106.  
*geoffroyi, Ithaginis*, 67.  
*glandarius œnops, Garrulus*, 124.  
 — *rufitergum, Garrulus*, 127.  
*gloriosus, Rhynehocyclus flaviventris*,  
 108.  
*godmani, Cyclopsitta*, 66.  
 —, *Opopsitta diophthalma*, 65.  
 Goldeneye, 151, 152.  
 Goosander, 151.  
 Goshawk, 149.  
*gouldburni, Acanthiza lineata*, 106.  
*grallarius innominatus, Fregettornis*,  
 77.  
*Granatina ianthogaster ianthogaster*,  
 53.  
 — — — *montana*, subsp. n., 53.  
 — — — *roosevelti*, 53.  
 — — — *rothschildi*, subsp. n.,  
 53.  
 — — — *ugandæ*, subsp. n., 53.  
*granti, Vinago delalandei*, 20.  
 Grasshopper-Warbler, 105.  
 Great White Heron, 154.  
 Grey-necked Phalarope, 105.  
*griseigularis, Pericrocotus*, 117.  
*griseogularis, Colius macrurus*, 27.  
*grisiventris, Sitta europæa*, 142.  
*grisola, Muscicapa*, 44.  
*Grus leucauchen*, 91.  
 — *monachus*, 91.  
*guianensis, Dendrocinlopa*, 107.  
*gulielmi, Paradisæa*, 123.  
*gyldestolpei, Gecinus canus*, 12.
- habessinicus habessinicus, Cinnerys*, 94.  
 — *turkanæ, Cinnerys*, 94.  
*Hæmatornis elgini*, 40.  
 — *spilogaster*, 39.  
*hæsitata, Æstrelata*, 10.  
*Hagedashia hagedash nilotica*, 105.  
*Halcyon badia*, 28.  
 — — — *budongoensis*, subsp. n.,  
 28.  
 — *leucocephala centralis*, 104.  
*halophila, Enanthe lugens*, 90.  
*hamertoni altera, Alæmon*, 49, 50.  
 — *hamertoni, Alæmon*, 49, 50.  
 — *tertia, Alæmon*, 49.  
*harterti, Cisticola cisticola*, 120.  
 —, *Parus cæruleus*, 119.  
 —, *Syrnium aluco*, 50.  
*hartogi, Corvus cecile*, 76.  
 —, *Meliphaga virescens*, 76.  
 —, *Tæniopygia castanotis*, 76.  
*hauzwelli, Henicorhina leucosticta*,  
 156.  
*Hedydipna adiabonensis*, 94.
- Hedydipna platura karamo-*  
*joensis*, subsp. n., 93.  
*helenæ, Serpophaga*, 61.  
*hemispila, Nucifraga*, 125.  
*hempfinnii, Phasianus colchicus*, 51.  
**Henicorhina leucosticta**  
*hauzwelli*, subsp. n., 156.  
 — — — *leucosticta*, 156.  
 Heron, Buff-backed, 153.  
 —, Great White, 154.  
*hessei, Gecinus canus*, 12.  
**Heteromirafra archeri**,  
 subsp. n., 64.  
 — *ruddi*, 64.  
*Heteronyx ruddi*, 64.  
*heyi, Ammoperdix*, 3.  
 — *cholmleyi, Ammoperdix*, 4.  
 — *heyi, Ammoperdix*, 4.  
 — *nicolli, Ammoperdix*, 4.  
*himalayensis, Dendrocitta*, 125.  
*Hirundo rustica*, 44.  
*hispanus, Corvus corax*, 131.  
 Hobby, 58, 69, 71.  
*holospilus, Spilornis holospilus*, 41.  
*hopwoodi, Dicrurus leucophaeus*, 125.  
*Horizillas*, 18.  
*hoya, Spilornis cheela*, 39.  
*humeralis, Lanius*, 104.  
*humilis, Podoces*, 124, 125.  
*hunsteini, Diphylloides magnifica*, 123.
- ianthogaster ianthogaster, Granatina*,  
 53.  
 — *montana, Granatina*, 53.  
 — *roosevelti, Granatina*, 53.  
 — *rothschildi, Granatina*, 53.  
 — *ugandæ, Granatina*, 53.  
*Ibis olivacea*, 5, 6.  
*icterus barbatus, Serinus*, 56.  
*Ifrita coronata*, 134.  
 — *kowaldi*, 134.  
*ignotus, Seleucides ignotus*, 123.  
*immutabilis, Prinia mistacea*, 93, 104.  
*indicus, Sarcogrammus*, 31.  
*innominatus, Fregettornis grallarius*,  
 77.  
*inquisitor, Rhynehocyclus polio-*  
*cephalus*, 108.  
*insignis, Drymoipus*, 113.  
*insularis, Fregettornis*, 77.  
 —, *Meliphaga virescens*, 76.  
*intensus, Serilophus lunatus*, 16.  
*intercedens, Ptilorhis magnifica*, 123.  
*intermedius, Corvus coronoides*, 124.  
*iranica, Rupisitta tephronota*, 138.  
 —, *Sitta neumayeri*, 138.  
*isabellina macrorhyncha, Sylvietta*, 92.  
*islandicus, Corvus corax*, 131.



*Ithaginis clarkei*, sp. n., 67.

— *geoffroyi*, 67.

— *kuseri*, 68.

*Iyngipicus kalensis*, 51.

— **pygmaeus clementii**,  
subsp. n., 51.

— *scintilliceps*, 51.

*jacksoni*, *Barbatula*, 104.

*jacobsi*, *Gecinus canus*, 50.

*jamesoni jamesoni*, *Lagonosticta*, 54.

— *taruensis*, *Lagonosticta*, 54.

*jerdoni*, *Drymoica*, 113.

*jordansi*, *Cisticola cisticola*, 119.

*jubaensis*, *Anaplectes*, 94.

*kalensis*, *Iyngipicus*, 51.

*kavirondensis*, *Charitillas*, 95.

*kraudreni*, *Phonygammus*, 131.

— *purpureoviolacea*, *Phonygammus*,  
123.

*keri*, *Sericornis magnirostris*, 106.

*Kestrel*, 58, 69, 71.

*kikuyuensis*, *Colius striatus*, 26, 27,  
105.

—, *Lagonosticta senegalla*, 55.

*kinabaluensis*, *Spilornis cheela*, 37, 40.

*Kingfisher*, 104.

*kiwanukæ*, *Estrilda charmosyna*, 55.

*klossi*, *Spilornis*, 40.

*korejewi*, *Emberiza pyrrhuloides*, 154.

*kowaldi*, *Ifrita*, 134.

—, *Todopsis*, 134, 135.

*kuseri*, *Ithaginis*, 68.

*Lagonosticta jamesoni jamesoni*, 54.

— — **taruensis**, subsp. n., 54.

— *rhodopareia hildebrandi*, 54.

— *rhodopareia*, 54.

— **umbriventer**, subsp. n.,  
54.

— **senegalla kikuyuensis**,  
subsp. n., 55.

— *ruberrima*, 55.

*Lampribus cupreipennis*, 5, 6.

— *olivacea*, 5, 6.

— **rothschildi**, sp. n., 6.

**Laniarius ruficeps cooki**,  
subsp. n., 23.

— *nuchalis*, 23.

*Lanius collurio*, 44.

— *humeralis*, 104.

*Lapland Bunting*, 105.

*lawrencii*, *Corvus corax*, 131.

*Legatus albicollis*, 42.

— *albicollis*, 43.

— **successor**, subsp. n., 43.

*Legatus variegatus*, 43.

— — **nevagans**, subsp. n., 43.

*Leguatia*, 146.

*lepidus*, *Uragus sibiricus*, 102.

—, *Uranus*, 102.

*leucauchen*, *Grus*, 91.

*leucocephala centralis*, *Halcyon*, 104.

*leucocephalus*, *Colius*, 27.

— *turneri*, *Colius*, 27.

*leucophæus hopwoodi*, *Dicrurus*, 125.

*leucosticta hauzwelli*, *Henicorhina*,  
156.

— *leucosticta*, *Henicorhina*, 156.

*levaillanti*, *Corvus coronoides*, 124.

*lineata goulburni*, *Acanthiza*, 106.

— *whitei*, *Acanthiza*, 106.

*Little Stint*, 105.

*loitanus*, *Sporopipes frontalis*, 54.

*Long-eared Owl*, 104.

*longonotensis*, *Mirafra*, 57.

*Lophopsittacus*, 147.

*Lophorina superba minor*, 123.

*loveridgei*, *Campethera*, 139.

*Loxia curvirostra balearica*, 29.

— *sibirica*, 98, 100.

*lugens*, *Ænanthe*, 90.

—, *Stigmatopelia*, 21.

— *funebreæ*, *Stigmatopelia*, 21.

— *halophila*, *Ænanthe*, 90.

*lunatus intensus*, *Serilophus*, 16.

— *lunatus*, *Serilophus*, 16.

— *rothschildi*, *Serilophus*, 16.

— *stolidus*, *Serilophus*, 16.

*macconnelli*, *Pachyrhamphus*, 73.

*macrorhyncha*, *Sylvietta isabellina*,  
92.

*macrurus griseogularis*, *Colius*, 27.

— *pulcher*, *Colius*, 27.

*maculata nova*, *Chlamydera*, 76.

— *subguttata*, *Chlamydera*, 76.

*magellanicus*, *Anser*, 147.

*magna*, *Petrophila solitaria*, 97.

*magnifica hunsteini*, *Diphyllodes*, 123.

— *intercedens*, *Ptilorhis*, 123.

*magnirostris bunya*, *Sericornis*, 106.

— *keri*, *Sericornis*, 106.

— *viridior*, *Sericornis*, 106.

*magnum*, *Malacopteron*, 18.

*major*, *Parus major*, 119.

*malabaricus*, *Parus*, 114.

—, *Pericrocotus peregrinus*, 114.

—, *Sarciophorus*, 30, 31.

*malaccensis*, *Anuroopsis malaccensis*,  
68.

—, *Brachypteryx*, 69.

— *exsanguis*, *Anuroopsis*, 69.

— *nesites*, *Anuroopsis*, 69.

- malaccensis saturata*, *Anuropsis*, 68.  
*malachurus media*, *Stipiturus*, 45.  
 — *westernensis*, *Stipiturus*, 45.  
*Malacopterus*, 18.  
 — *cinerea*, 18.  
 — *magnum*, 18.  
*Malacopterus*, 18.  
*manilla*, *Petrophila solitaria*, 97.  
*Manopsitta coxeni*, 65.  
 — *diophthalma*, 65.  
*mantelli*, *Apteryx australis*, 134.  
*Manucodia atra atra*, 123.  
 — *chalybata orientalis*, 123.  
 — *comrii*, 123.  
*marngli*, *Corvus cecile*, 76.  
*marwitzi*, *Apus*, 58.  
*matook carteri*, *Demiegretta*, 75.  
 — *tormenti*, *Demiegretta*, 75.  
*mauretanicus*, *Certhia brachydactyla*,  
 118.  
*maximus*, *Dinornis*, 133.  
*mechowi*, *Cercococcyx mechowi*, 7, 8.  
*media*, *Stipiturus malachurus*, 45.  
*meeki*, *Opositta blythi*, 66.  
*melanocephalus*, *Ælurædus melanotis*,  
 124.  
 —, *Corcorax*, 124.  
*melanophrys*, *Diomedea*, 36.  
*melanocephalus*, *Crateropus*, 95.  
 — *sharppei*, *Crateropus*, 95.  
*melanotis maculosus*, *Ælurædus*, 124.  
 — *melanocephalus*, *Ælurædus*, 124.  
*melanura*, *Cercomela*, 49.  
*melba melba*, *Pytelia*, 55.  
 — *mosambica*, *Pytelia*, 55.  
**Meliphaga virescens hartogi**,  
 subsp. n., 76.  
 — *insularis*, 76.  
*Melittophagus mulleri*, 26.  
 — *yalensis*, subsp. n., 26.  
*mesopotamicus*, *Passer moabiticus*, 59,  
 60, 77.  
*meyeri*, *Falcinellus striatus*, 123.  
*Micropus apus shelleyi*, 49.  
 — *murinus murinus*, 49.  
 — **somalicus**, sp. n., 49.  
*microrhynchus*, *Gecinus canus*, 12.  
*minimus*, *Spilornis*, 40.  
*minor*, *Lophorina superba*, 123.  
 —, *Phœnicopterus*, 105.  
 — *finnschi*, *Paradisæa*, 123.  
 — *minor*, *Paradisæa*, 123.  
*mira*, *Athene noctua*, 118.  
*Mirafra intercedens*, 57.  
 — **longonotensis**, sp. n., 57.  
*mistacca immutabilis*, *Prinia*, 93, 104.  
*moabiticus mesopotamicus*, *Passer*, 59,  
 60, 77.  
*mollissima*, *Somateria*, 121.  
*mombassicus*, *Colinus striatus*, 25, 27.  
*monachus*, *Grus*, 91.  
*monedula*, *Corvus*, 126.  
*montana*, *Granatina ianthogaster*, 53.  
*montanus*, *Amydrus*, 52.  
*morio rüppeli*, *Amydrus*, 52.  
*mosambica*, *Pytelia melba*, 55.  
*Motacilla alba alba*, 88.  
 — *lugubris*, 88.  
*moultoni*, *Ophrydornis albobularis*, 17.  
*mulleri*, *Melittophagus*, 26.  
 — *yalensis*, *Melittophagus*, 26.  
*Munia flaviprymna*, 90.  
*Muscicapa grisola*, 44.  
*Muscipeta brevirostris*, 116.  
*musculus*, *Bias*, 34.  
 — *changamwensis*, 24.  
 — *feminina*, 24.  
**Myiodynastes solitarius dun-**  
**cani**, subsp. n., 62.  
 — *solitarius*, 62.  
*Myiothera polioegenys*, 69.  
  
*nagaensis*, *Sitta europæa*, 142.  
*nakuruensis*, *Apus*, 58.  
*nana clelandi*, *Acanthiza*, 106.  
 — *nana*, *Acanthiza*, 106.  
*natalensis chadensis*, *Caprimulgus*,  
 105.  
 — *natalensis*, *Francolinus*, 140.  
 — *neavei*, *Francolinus*, 140.  
*neavei*, *Francolinus natalensis*, 140.  
*neglecta*, *Drymoica*, 113.  
 —, *Prinia*, 113.  
*neglectus*, *Pericrocotus*, 117.  
*nesa*, *Geobasileus reguloides*, 106.  
*nesites*, *Anuropsis malaccensis*, 69.  
*neumayeri dresseri*, *Sitta*, 135, 137,  
 138.  
 — *iranica*, *Sitta*, 138.  
 — *obscura*, *Sitta*, 135, 138.  
 — *parva*, *Sitta*, 135.  
 — *rupicola*, *Rupisitta*, 136.  
 — *syriaca*, *Sitta*, 138.  
 — *tephronota*, *Sitta*, 138, 139.  
 — *tshitscherini*, *Sitta*, 137.  
*nevagans*, *Legatus variegatus*, 44.  
*nicolli*, *Ammoperdix heyi*, 4.  
*niger*, *Pachyrhamphus*, 73.  
*nigrifrons*, *Chlorophoneus*, 23.  
*nigriscapulatus*, *Caprimulgus*, 105.  
*nilotica*, *Hagedashia*, 105.  
*nipalensis fokienensis*, *Spizaëtus*, 37.  
 — *nipalensis*, *Spizaëtus*, 37.  
*nisus*, *Accipiter*, 34.  
*nivea*, *Ampelis*, 107.  
 —, *Vavasouria*, 107.  
*nivicola*, *Syrnium*, 50.  
*noctua*, *Athene noctua*, 118.  
 — *mira*, *Athene*, 118.

- nova*, *Chlamydera maculata*, 76.  
*novæguineæ*, *Paradisæ apoda*, 66.  
*nubica*, *Campethera*, 139.  
*nubicus taruensis*, *Caprimulgus*, 25.  
 — *torridus*, *Caprimulgus*, 25.  
*nuchalis*, *Laniarius ruficeps*, 23.  
 — *oweni*, *Chlamydera*, 123.  
*Nucifraga caryocatactes*, 127.  
 — *hemispila*, 125.  
*nyanzæ*, *Apus*, 58.
- obscura*, *Sitta neumayeri*, 135, 138.  
*occidentalis*, *Opopsitta diophthalma*, 65.  
*Œdicnemus vermiculatus*, 104.  
*Enanthe lugens*, 90.  
 — *halophila*, 90.  
 — *enanthe nivea*, 29.  
 — *enanthe*, 29.  
*ogliastræ*, *Parus cæruleus*, 119.  
*ogoensis*, *Francolinus castaneicollis*, 141.  
*olivacea*, *Ibis*, 5, 6.  
 — *Lamprolaima*, 5, 6.  
*onocrotalus*, *Pelecanus*, 105.  
*Ophrydornis albobularis albobularis*, 17.  
 — *moultoni*, subsp. n., 17.  
*Opopsitta blythi meeki*, 66.  
 — *desmaresti*, 65.  
 — *blythi*, 65.  
 — *cervicalis*, 65, 66.  
 — *desmaresti*, 65.  
 — *edwardsi*, 65.  
 — *godmani*, 65.  
 — *occidentalis*, 65.  
 — *diophthalma*, 65.  
*orientalis*, *Manucodia chalybata*, 123.  
*oweni*, *Chlamydera nuchalis*, 123.  
*Owl*, Long-eared, 104.  
 —, Short-eared, 104.
- Pachyrhamphus albiloris**,  
 sp. n., 73.  
 — **chapmani**, sp. n., 74.  
 — *cinereiventris*, 73, 74.  
 — **costaricensis**, sp. n., 74.  
 — **macconnelli**, sp. n., 73.  
 — *niger*, 73.  
*palawanensis*, *Spilornis cheela*, 38, 40.  
*pallescens*, *Corvus corax*, 131.  
*pallida*, *Galerida cristata*, 120.  
*pallidior*, *Estrilda charmosyna*, 55.  
*pallidus*, *Pericrocotus peregrinus*, 115.  
 —, *Spilornis cheela*, 40.  
*palustris*, *Parus*, 29.  
*panayensis*, *Spilornis holospilus*, 41.  
*pandoo*, *Petrophila solitaria*, 97.
- Paradisæ apoda*, 147.  
 — *novæguineæ*, 66.  
 — *raggiana*, 66.  
 — *augustæ-victoriæ*, 123.  
 — *guelmi*, 123.  
 — *minor finchi*, 123.  
 — *minor*, 123.  
 — *raggiana*, 123.  
 — *rudolphi*, 123.  
*paradisæ victoriæ*, *Ptilorhis*, 123.  
*paradisæus*, *Dissemurus*, 125.  
*Parotia sefilata lawesi*, 123.  
*Parus cæruleus harterti*, 119.  
 — *ogliastræ*, 119.  
 — *ultramarinus*, 119.  
 — *cristatus scoticus*, 119.  
 — *weigoldi*, 119.  
 — *major major*, 119.  
 — *malabaricus*, 114.  
 — *palustris*, 29.  
*parva*, *Carduelis carduelis*, 118.  
 —, *Sitta neumayeri*, 135.  
 —, *syriaca*, 135.  
*parvirostris*, *Empidonomus varius*, 75.  
 — *domesticus*, 60.  
*Passer moabiticus mesopotamicus*, 59, 60, 77.  
 — *yatei*, 59, 60.  
*pavonina*, *Balearica*, 105.  
*pectoralis*, *Garrulax*, 11, 12.  
 — *melanotis*, *Garrulax*, 12.  
 — *maridionalis*, *Garrulax*, 11.  
*pekinensis*, *Apus*, 58.  
 —, *Rhopophilus*, 32.  
*Pelecanus onocrotalus*, 105.  
*Penthoceryx sonnerati waiti*, 77.  
*pentoni*, *Francolinus erckeli*, 141.  
*percivali*, *Pytelia*, 56.  
 —, *Tschagra senegala*, 50.  
*peregrinus*, *Pericrocotus*, 114.  
 — *malabaricus*, *Pericrocotus*, 114.  
 — *pallidus*, *Pericrocotus*, 115.  
 — *saturatus*, *Pericrocotus*, 115.  
 — *vividus*, *Pericrocotus*, 114.  
*Pericrocotus brevirostris*, 116.  
 — *neglectus*, 117.  
 — **styani**, subsp. n., 117.  
 — *griseigularis*, 117.  
 — *neglectus*, 117.  
 — *peregrinus malabaricus*, 114.  
 — **pallidus**, subsp. n., 115.  
 — *peregrinus*, 114.  
 — **saturatus**, subsp. n., 115.  
 — **vividus**, subsp. n., 114.  
 — *speciosus*, 113, 116.  
 — *affinis*, 116.  
 — **fokkiensis**, subsp. n., 116.  
 — *fraterculus*, 116.  
*Pernis apivorus*, 33.

- Pernis celebensis celebensis*, 41.  
 ——— *sterei*, subsp. n., 41.  
 ——— *cristatus ruficollis*, 42.  
 ——— *elliotti*, 42.  
 ——— *ruficollis*, 42.  
**Petrophila solitaria magna**,  
 subsp. n., 97.  
 ——— *manilla*, 97.  
 ——— *pandoo*, 97.  
 Phalarope, Grey-necked, 105.  
 ———, Red-necked, 105.  
**Phasianus colchicus hemptinnii**, subsp. n., 51.  
*Phaenicopterus minor*, 105.  
*Phonygammus keraudreni*, 131.  
 ——— *purpureoviolacea*, 123.  
*Pica pica*, 127.  
 ——— *bactriana*, 124.  
 ——— *bottanensis*, 125.  
 ——— *pica*, 124.  
 ——— *sericea*, 125.  
*pica bactriana*, *Pica*, 124.  
 ——— *bottanensis*, *Pica*, 125.  
 ——— *sericea*, *Pica*, 125.  
*platura karamojoensis*, *Hedydipna*, 93.  
 Plover, Asiatic Golden, 105.  
*Podoces humilis*, 124, 125.  
*poliocephalus inquisitor*, *Rhynchocyclus*, 108.  
 ——— *sclateri*, *Rhynchocyclus*, 109.  
*poliogenys*, *Myioihera*, 69.  
 ———, *Spermospiza*, 9.  
*Poliositta azurea azurea*, 17.  
 ——— *expectata*, 17.  
 ——— *nigriventer*, subsp. n., 17.  
*Poliospiza striolata affinis*, 104.  
*Porphyrion albus*, 147.  
 ——— *stanleyana*, 147.  
*principalis*, *Corvus corax*, 131.  
*Prinia flaviventris flaviventris*, 157.  
 ——— *sindianus*, subsp. n., 157.  
 ——— *mistacea immutabilis*, 93, 104.  
 ——— *neglecta*, 113.  
 ——— *sylvatica*, 112, 113.  
 ——— *robusta*, 113.  
 ——— *rufescens*, 113.  
*Procnias*, 107.  
 ——— *variegatus*, 107, 108.  
*Pseudacanthus*, 48.  
*pseudobarbatus*, *Serinus*, 56.  
*Pseudotadorna cristata*, 147.  
*Pterorhynchus davidi*, 33.  
*Ptilonorhynchus violaceus*, 123, 131.  
*Ptilorhis magna intercedens*, 123.  
 ——— *paradisea victoriz*, 123.  
*pulcher*, *Colinus macrurus*, 27.  
*pulchra*, *Carine*, 60, 61.  
*punctigula*, *Serinus*, 56.  
*purpureoviolacea*, *Phonygammus keraudreni*, 123.  
*pusilla bunya*, *Acanthiza*, 105.  
*Pycnonotus tricolor fayi*, 105.  
*pygmaeus clementi*, *Lyngipicus*, 51.  
*Pyrrhocorax pyrrhocorax*, 125, 127.  
*Pyrrhula caudata*, 98, 99.  
 ——— *sanguinolenta*, 98, 101.  
*Pyrrhuloides korejewi*, *Emberiza*, 154.  
*Pytelia melba melba*, 55.  
 ——— *mosambica*, subsp. n., 55.  
 ——— *percivali*, sp. n., 56.  
 ——— *soudanensis*, 56.  
 Quail, 72.  
*Querquedula falcata* × *Tadorna casarca*, 147.  
*raggiana*, *Paradisæa*, 123.  
 ———, *Paradisæa apoda*, 66.  
*raja*, *Spilornis rufipectus*, 44.  
 Red-necked Phalarope, 105.  
*regius*, *Cicinnurus*, 147.  
 ———, *Cosmopsarus regius*, 52.  
 ——— *donaldsoni*, *Cosmopsarus*, 52.  
 ——— *regius*, *Cosmopsarus*, 52.  
*reguloides nesa*, *Geobasileus*, 106.  
 ——— *squamata*, *Geobasileus*, 106.  
**Rhinocichla mitrata major**,  
 subsp. n., 16.  
*rhodopareia hildebrandti*, *Lagonosticta*, 54.  
 ——— *rhodopareia*, *Lagonosticta*, 54.  
 ——— *umbriventer*, *Lagonosticta*, 54.  
*Rhopophilus pekinensis*, 32.  
**Rhynchocyclus flaviventris collingwoodi**, subsp. n., 109.  
 ——— *flaviventris*, 108.  
 ——— *gloriosus*, subsp. n., 108.  
 ——— *poliocephalus inquisitor*, subsp. n., 108.  
 ——— *sclateri*, 108.  
 ——— *sulphurascens cherriei*, 108.  
 ——— *examinatus*, subsp. n., 108.  
*ricketti*, *Gecinus*, 50.  
 ———, *Spilornis cheela*, 37, 39.  
*robinsoni*, *Gecinus canus*, 13.  
*robusta*, *Cisticola*, 113.  
 ———, *Drymoica*, 113.  
 ———, *Prinia sylvatica*, 113.  
 ——— *ambigua*, *Cisticola*, 104.  
*roebucki*, *Temopygia castanotis*, 76.  
*roehli*, *Apus*, 58.  
*roosevelti*, *Granatina ianthogaster*, 53.  
*roraimæ*, *Atticora fucata*, 155.  
*rothschildi*, *Astrapia*, 123.

- rothschildi*, *Granatina ianthogaster*, 53.  
 —, *Lamprolaima*, 6.  
 —, *Serilophus lunatus*, 16.  
*rubecula atlas*, *Erithacus*, 32.  
 — *rubecula*, *Erithacus*, 32, 120.  
*ruberrima*, *Lagonosticta senegalla*, 55.  
*rubicola*, *Saxicola torquata*, 120.  
*rubricapilla*, *Spermospiza*, 9.  
*ruddi*, *Heteronyx*, 64.  
*rudolphi*, *Paradisæa*, 123.  
*rufa*, *Anhinga*, 105.  
 — *ansorgei*, *Sarothrura*, 20.  
 — *elizabethæ*, *Sarothrura*, 20.  
 — *rufa*, *Sarothrura*, 20.  
*rufescens*, *Drymæpus*, 113.  
 —, *Prinia sylvatica*, 113.  
*ruficeps cooki*, *Laniarius*, 23.  
 — *nuchalis*, *Laniarius*, 23.  
*ruficollis*, *Pernis*, 72.  
*rufifrons rufifrons*, *Dryodromus*, 93.  
 — *turkanæ*, *Dryodromus*, 93.  
*rufipectus raja*, *Spilornis*, 41.  
 — *rufipectus*, *Spilornis*, 41.  
 — *sulaensis*, *Spilornis*, 41.  
 —, *Spilornis rufipectus*, 41.  
*rufogularis flavacanthus*, *Acanthogenys*, 76.  
 — *woolundra*, *Acanthogenys*, 76.  
*rupicola*, *Rupisitta*, 136.  
 —, *Sitta*, 135, 136.  
 — *tschitscherini*, *Sitta*, 136, 137, 138.  
*Rupisitta dresseri*, 138.  
 — *neumayeri rupicola*, 136.  
 — — *zarudnyi*, 136.  
 — *tephronota iranica*, 138.  
 — *tschitscherini*, 137.  
*rüppeli*, *Amydrus morio*, 52.  
*rustica*, *Hirundo*, 44.  
*rusticola*, *Scolopax*, 98.  
*rutherfordi*, *Spilornis cheela*, 39.  
  
*salvadorii*, *Spilornis cheela*, 40.  
*sanguinolenta*, *Pyrrhula*, 98.  
*sanguinolentus*, *Uragus sibiricus*, 101.  
*Sarcophorus malabaricus*, 30, 31.  
*Sarcogrammus indicus*, 31.  
*sarda balearica*, *Sylvia*, 29.  
*sardonius*, *Corvus corax*, 131.  
*Sarothrura rufa*, 8.  
 — — *ansorgei*, 8.  
 — — *ansorgei*, subsp. n., 20.  
 — — *elizabethæ*, subsp. n., 20.  
 — — *rufa*, 20.  
 — *somereni*, sp. n., 8, 28.  
*saturata*, *Anuropsis malaccensis*, 68.  
*saturatus*, *Perierocotus peregrinus*, 115.  
*Saxicola torquata hibernans*, 120.  
 — — *rubicola*, 120.  
  
*scapulatus*, *Corvus*, 105.  
*Scenopætes dentirostris*, 124.  
*schœniclus canneti*, *Emberiza*, 29.  
*scintilliceps*, *Lyngipicus*, 51.  
*selateri*, *Rhynchocyclus poliocephalus*, 108.  
*Scolopax rusticola*, 98.  
*scoticus*, *Parus cristatus*, 119.  
*seebohmi*, *Ægialitis*, 85.  
*sefilata lawesi*, *Parotia*, 123.  
*Seleucides ignotus ignotus*, 123.  
*semitorquatus*, *Barnardius zonarius*, 44.  
*senegala erlangeri*, *Tschagra*, 50.  
 — *percivali*, *Tschagra*, 50.  
 — *senegala*, *Tschagra*, 50.  
 — *warsanghiensis*, *Tschagra*, 50.  
 —, *Tschagra senegala*, 50.  
*senegalla kikuyuensis*, *Lagonosticta*, 55.  
 — *ruberrima*, *Lagonosticta*, 55.  
*senegalus dohertyi*, *Telephonus*, 104.  
*sephæna sephæna*, *Francolinus*, 140.  
 — *zambesiæ*, *Francolinus*, 140.  
*sericea*, *Pica pica*, 125.  
**Sericornis magnirostris bunya**, subsp. n., 106.  
 — — *keri*, subsp. n., 106.  
 — — *viridior*, 106.  
*Serilophus lunatus intensus*, 14.  
 — — *lunatus*, 14.  
 — — *rothschildi*, 14.  
 — — *stolidus*, subsp. n., 14.  
 — *rothschildi*, 16.  
*Serinus dorsostriatus*, 56.  
 — *icterus barbatus*, 56.  
 — *pseudobarbatus*, sp. n., 56.  
 — *punctigula*, 56.  
*Serpophaga caudata*, 61.  
 — *helenæ*, sp. n., 61.  
*Setaria*, 18.  
*sharpei*, *Crateropus melanops*, 95.  
 —, *Dicrurus*, 95.  
 Short-eared Owl, 104.  
*sibirica*, *Loxia*, 98, 100.  
*sibiricus fumigatus*, *Uragus*, 99, 101.  
 — *lepidus*, *Uragus*, 102.  
 — *sanguinolentus*, *Uragus*, 101.  
 — *sibiricus*, *Uragus*, 100.  
 — *ussuriensis*, *Uragus*, 101.  
*sindianus*, *Crateropus terricolor*, 156.  
 —, *Prinia flaviventris*, 157.  
*sinensis*, *Dendrocitta*, 125.  
**Sitta europæa atlas**, subsp. n., 32.  
 — — *britannica*, 32.  
 — — *cæsia*, 32.  
 — — *grisiventris*, subsp. n., 142.

- Sitta europæa nagaensis*, 142.  
 — *neumayeri dresseri*, 135, 137, 138.  
 — — *iranica*, 138.  
 — — *obscura*, 135, 138.  
 — — *parva*, 135.  
 — — *syriaca*, 138.  
 — — *tephronota*, 138, 139.  
 — — *tschitscherini*, 137.  
 — — *rupicola rupicola*, 135, 136.  
 — — *tschitscherini*, 136, 137, 138.  
 — — *syriaca parva*, 135.  
 — — *zarudnyi*, 135.  
*Smithornis capensis medianus*, 24.  
 — — **meinertzhageni**,  
 subsp. n., 24.  
*solitaria magna*, *Petrophila*, 97.  
 — — *manilla*, *Petrophila*, 97.  
 — — *pandoo*, *Petrophila*, 97.  
*solitarius duncani*, *Myiodynastes*, 62.  
 — — *solitarius*, *Myiodynastes*, 62.  
*Somateria mollissima*, 121.  
*somereni*, *Sarothrura*, 8.  
*sonnerati waiti*, *Penthoceryx*, 77.  
*soudanensis*, *Pytelia*, 56.  
*spadicea caurina*, *Galloperdix*, 18.  
 — — *spadicea*, *Galloperdix*, 18.  
 — — *stewarti*, *Galloperdix*, 18.  
 Sparrow, Tree-, 155.  
 Sparrow-Hawk, 105, 149.  
*speciosus*, *Pericrocotus*, 113, 116.  
 — — *affinis*, *Pericrocotus*, 116.  
 — — *fohkiensis*, *Pericrocotus*, 116.  
 — — *fraterculus*, *Pericrocotus*, 116.  
*spectatrix*, *Cercomela*, 49.  
*Spermospiza poliogenys*, 9.  
 — — *rubricapilla*, 9.  
*spilogaster*, *Hæmatornis*, 39.  
 — — *Spilornis cheela*, 39.  
*Spilornis asturinus*, 41.  
 — — *cheela abbotti*, 40.  
 — — — *albidus*, 39.  
 — — — *bacha*, 39.  
 — — — *bido*, 37, 39.  
 — — — *cheela*, 37, 38.  
 — — — *davisoni*, 38, 39.  
 — — — *hoya*, 39.  
 — — — **kinabaluensis**, subsp.  
 n., 37, 40.  
 — — — **palawanensis**, subsp.  
 n., 38, 40.  
 — — — *pallidus*, 40.  
 — — — *ricketti*, subsp. n., 37, 39.  
 — — — *rutherfordi*, 39.  
 — — — *salvadorii*, 40.  
 — — — *spilogaster*, 39.  
 — — — *elgini*, 40.  
 — — — *holospilus holospilus*, 41.  
 — — — *panayensis*, 41.  
 — — — *klossi*, 40.  
 — — — *minus*, 40.  
*Spilornis raja*, 41.  
 — — *rufipectus*, 41.  
 — — — *raja*, 41.  
 — — — *rufipectus*, 41.  
 — — — *sulaensis*, 41.  
**Spizaetus nipalensis fokiensis**,  
 subsp. n., 37.  
*Sporopipes frontalis loitanus*, 54.  
*squamata*, *Geobasilæus reguloides*, 106.  
*stanleyana*, *Porphyrion*, 147.  
*stewarti*, *Galloperdix spadicea*, 18.  
**Stigmatopelia lugens fune-**  
**brea**, subsp. n., 21.  
 Stint, Little, 105.  
 — —, Temminck's, 105.  
**Stipiturus malachurus media**,  
 subsp. n., 45.  
 — — — *westernensis*, 45.  
*stolidus*, *Serilophus lunatus*, 16.  
*storeyi*, *Chloropeta*, 104.  
*striatus affinis*, *Colius*, 26.  
 — — *atricapillus*, *Butorides*, 104.  
 — — *kikuyuensis*, *Colius*, 27, 105.  
 — — *meyeri*, *Falcinellus*, 123.  
 — — *mombassicus*, *Colius*, 26, 27.  
 — — *ugandensis*, *Colius*, 26.  
*striolata affinis*, *Poliospiza*, 104.  
*styani*, *Pericrocotus brevirostris*, 117.  
*suahelica*, *Tchitrea viridis*, 104.  
*subbuteo*, *Falco*, 36.  
*subguttata*, *Chlamydera maculata*, 67  
*successor*, *Legatus albicollis*, 43.  
*sulaensis*, *Circaetus*, 41.  
 — —, *Spilornis rufipectus*, 41.  
*sulphurascens cherriei*, *Rhynchocyclus*,  
 108.  
 — — *examinatus*, *Rhynchocyclus*, 108.  
*superba minor*, *Lophorina*, 123.  
*Suya gangetica*, 113.  
*sylvatica*, *Prinia*, 112, 113.  
 — — *robusta*, *Prinia*, 113.  
 — — *rufescens*, *Prinia*, 113.  
*Sylvia sarda balearica*, 29.  
 — — *undata toni*, 119.  
*Sylvietta gaikwari*, 92.  
 — — **isabellina macrorhyncha**,  
 subsp. n., 92.  
*syriaca*, *Sitta neumayeri*, 138.  
 — — *parva*, *Sitta*, 135.  
**Syrnium aluco harterti**, subsp.  
 n., 50.  
 — — — *nivicola*, 50.  
*tachiro tousseneli*, *Astur*, 10.  
*Tadorna casarca* × *Querquedula fal-*  
*cata*, 147.  
*tæniolæma barake*, *Campothera*, 96.  
 — — *tæniolæma*, *Campothera*, 96.  
*Teniopygia castanotis hartogi*, 76.


- Tæniopygia castanotis roebucki*, 76.  
*teruensis*, *Caprimulgus nubicus*, 25.  
*Tchitrea viridis suahelica*, 104.  
*Telephonus senegalus dohertyi*, 104.  
 Temminck's Stint, 105.  
*tenuirostris*, *Amydrus*, 52.  
*tephronota*, *Sitta neumayeri*, 138, 139.  
*terricolor sirdianus*, *Crateropus*, 156.  
*Tetrao urogallus*, 33, 35.  
*Thamnobia fulvicata*, 77.  
*thecklæ*, *Galerida thecklæ*, 120.  
*Theristicus cupreipennis*, 5.  
*Threskiornis æthiopicus*, 105.  
*tingitanus*, *Asio capensis*, 155.  
 —, *Corvus corax*, 131.  
*tinnunculus tinnunculus*, *Falc* 72.  
*tiphia*, *Ægithina*, 77.  
*Todopsis kowaldi*, 134, 135.  
 — *wallacei*, 134, 135.  
*torda*, *Alca*, 34.  
*tormenti*, *Demiegretta matook*, 75.  
*torquata hibernans*, *Saxicola*, 120.  
 — *rubicola*, *Saxicola*, 120.  
*torridus*, *Caprimulgus nubicus*, 25.  
 Tree-Sparrow, 155.  
*tricarunculatus*, *Calloprocnias*, 108.  
*tricolor fagi*, *Pycnonotus*, 105.  
*Tschagra senegala erlangeri*, 50.  
 — — *percivali*, 50.  
 — — *senegala*, 50.  
 — — **warsangliensis**, subsp. n., 50.  
*tschitscherini*, *Rupisitta*, 137.  
 —, *Sitta rupicola*, 136, 137, 138.  
*Turdus citrinus aurimaculæ*, 52.  
 — — **courtoisi**, subsp. n., 52.  
*turkanæ*, *Cercomela*, 91.  
*turkanæ*, *Cinnyris habessinicus*, 94.  
 —, *Dryodromus rufifrons*, 93.  
*turneri*, *Colius leucocephalus*, 27.  
 —, *Eremomela badiceps*, 92.  
*ugandæ*, *Granatina ianthogaster*, 53.  
*ugandensis*, *Colius striatus*, 26.  
*ultramarinus*, *Parus cæruleus*, 119.  
*ultramontana*, *Certhia brachydactyla*, 118.  
*umbrienter*, *Lagonosticta rhodopareia*, 54.  
*undata toni*, *Sylvia*, 119.  
**Uragus sibiricus fumigatus**, subsp. n., 99, 101.  
 — — *lepidus*, 102.  
 — — *sanguinolentus*, 101.  
 — — *sibiricus*, 100.  
 — — *ussuriensis*, 101.  
*Uranus lepidus*, 102.  
**Urocolius macrurus griseogularis**, subsp. n., 27.  
 — — *pulcher*, 27.  
*urogallus*, *Tetrao*, 33, 35.  
*ussuriensis*, *Uragus sibiricus*, 101.  
*valachus*, *Corvus corax*, 131.  
*valida*, *Drymoica*, 113.  
*variegatus*, *Ampelis*, 107.  
 —, *Legatus*, 44.  
 —, *Procnias*, 107, 108.  
 — *nevagans*, *Legatus*, 44.  
*varius parvirostris*, *Empidonomus*, 75.  
 — *varius*, *Empidonomus*, 75.  
**Vavasouria**, gen. n., 107.  
 — *nivea*, 107.  
*vermiculatus*, *Ædicnemus*, 104.  
*Vinago delalandei delalandei*, 20.  
 — — **granti**, subsp. n., 20.  
 — *wakefieldi*, 21.  
*violaceus*, *Ptilonorhynchus*, 123, 131.  
*virescens hartogi*, *Meliphaga*, 76.  
 — *insularis*, *Meliphaga*, 76.  
*viridior*, *Sericornis magnirostris*, 106.  
*viridis suahelica*, *Tchitrea*, 104.  
*vittatus connectens*, *Gecinus*, 13.  
 — *eisenhoferi*, *Gecinus*, 13.  
 — *vittatus*, *Gecinus*, 13.  
*vividus*, *Pericrocotus peregrinus*, 114.  
*waiti*, *Penthoceryx sonnerati*, 77.  
*wakefieldi*, *Vinago*, 21.  
*wallacei*, *Todopsis*, 134, 135.  
 Warbler, Grasshopper-, 104.  
**Warsanglia**, gen. n., 48.  
 — **johannis**, sp. n., 48.  
*warsangliensis*, *Tschagra senegala*, 50.  
 Waxwing, 104.  
*weigoldi*, *Carduelis carduelis*, 118.  
 —, *Parus cristatus*, 119.  
*wellsi*, *Cercococcyx mechowi*, 7.  
*westernensis*, *Stipiturus malachurus*, 45.  
*whitei*, *Acanthiza*, 121.  
 —, — *lineata*, 106.  
 Woodcock, 72.  
*woolundra*, *Acanthogenys rufogularis*, 76.  
 —, *Barnardius zonarius*, 44.  
*yalensis*, *Melittophagus*, 26.  
*yatei*, *Passer*, 59, 60.  
 Yellow-Hammer, 155.  
*zambesiæ*, *Francolinus sephæna*, 140.  
*zarudnyi*, *Rupisitta*, 136.  
 —, *Sitta*, 135.  
*zondrius semitorquatus*, *Barnardius*, 44.  
 — *woolundra*, *Barnardius*, 44.

PRINTED BY TAYLOR AND FRANCIS,  
RED LION COURT, FLEET STREET.

21 681 (6)














SMITHSONIAN INSTITUTION LIBRARIES



3 9088 00984 8292